

Comune di San Giusto Canavese
Città Metropolitana di Torino

RELAZIONE TECNICA GENERALE
RELAZIONE DI CALCOLO

OGGETTO: Progettazione strutturale muro a mensola

COMMITTENTE: Comune di San Giusto Canavese

Fogizzo, 22/12/2021

Il Progettista

(Ing. Fulvio Gallenca)

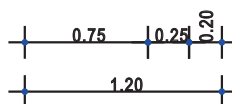
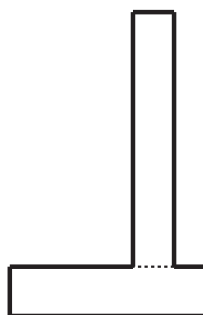
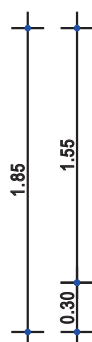
Ing. Fulvio Gallenca
Via Umberto I, 123 - Fogizzo (TO)
339 5767184

1 - DESCRIZIONE GENERALE DELL'OPERA

Vengono di seguito riportate delle viste, in sezione, allo scopo di consentire una migliore comprensione dell'opera in oggetto della presente relazione:

Vista in Sezione

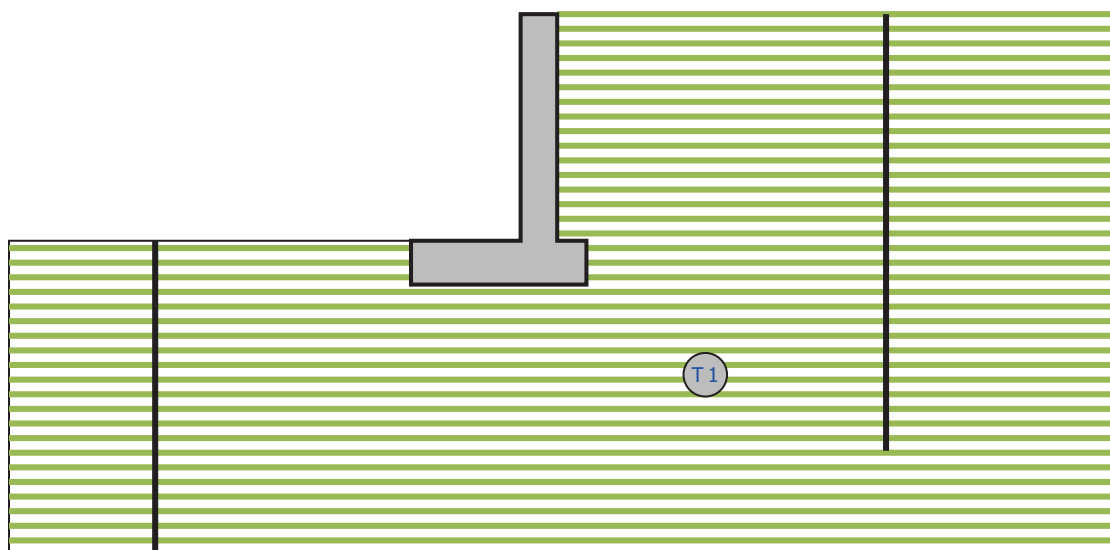
SAN GIUSTO C.SE - SEZIONE



San Giusto C.se - Vista Sezione

Vista Stratigrafica

SAN GIUSTO C.SE - STRATI



Strato	Descrizione	γ	γ_{sat}	ϕ	C_u	C'
T1	Sabbia compatta (umida)	20000	22000	32.0°	0.00	0.00

San Giusto C.se - Vista Strati

2 - NORMATIVA DI RIFERIMENTO

Le fasi di analisi e verifica della struttura sono state condotte in accordo alle seguenti disposizioni normative, per quanto applicabili in relazione al criterio di calcolo adottato dal progettista, evidenziato nel prosieguo della presente relazione:

Legge 5 novembre 1971 n. 1086 (G. U. 21 dicembre 1971 n. 321)

"Norme per la disciplina delle opere di conglomerato cementizio armato, normale e precompresso ed a struttura metallica"

Legge 2 febbraio 1974 n. 64 (G. U. 21 marzo 1974 n. 76)

"Provvedimenti per le costruzioni con particolari prescrizioni per le zone sismiche"

Indicazioni progettive per le nuove costruzioni in zone sismiche a cura del Ministero per la Ricerca scientifica - Roma 1981.

C.N.R. n. 10024/1986

"Analisi di strutture mediante elaboratore. Impostazione e Redazione delle relazioni di calcolo"

D. M. Infrastrutture Trasporti 17 gennaio 2018 (G.U. 20 febbraio 2018 n. 42 - Suppl. Ord.)

"Norme tecniche per le Costruzioni"

Inoltre, in mancanza di specifiche indicazioni, ad integrazione della norma precedente e per quanto con esse non in contrasto, sono state utilizzate le indicazioni contenute nella:

Circolare 21 gennaio 2019, n. 7 C.S.LL.PP. (G.U. Serie Generale n. 35 del 11/02/2019 - Suppl. Ord. n. 5)

Istruzioni per l'applicazione dell'«Aggiornamento delle "Norme tecniche per le costruzioni"» di cui al decreto ministeriale 17 gennaio 2018.

Eurocodice 7 – “Progettazione geotecnica” - EN 1997-1.

3 - MATERIALI IMPIEGATI E RESISTENZE DI CALCOLO

Per la realizzazione dell'opera in oggetto saranno impiegati i seguenti materiali:

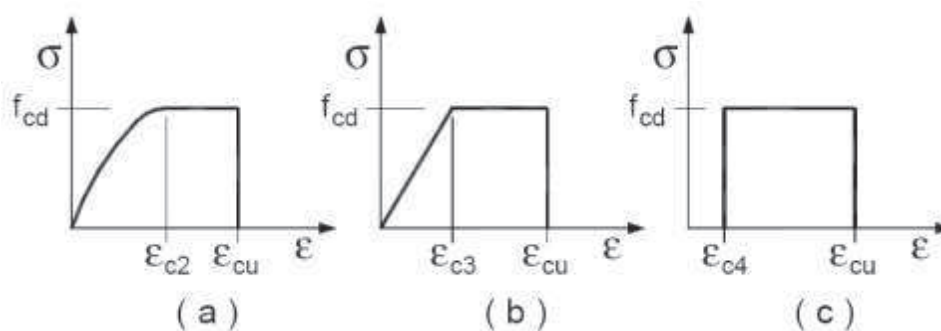
- Calcestruzzo di tipo C32/40 (Resistenza caratteristica $R_{ck} = 40 \text{ N/mm}^2$) armato con barre di acciaio ad aderenza migliorata di tipo B450C (Resistenza caratteristica $F_{yk} = 450 \text{ N/mm}^2$)

I valori dei parametri caratteristici dei suddetti materiali sono riportati nei tabulati di calcolo, nella relativa sezione.

Per ciascuna classe di calcestruzzo impiegata sono riportati i valori di:

Resistenza di calcolo a trazione (f_{ctd})
 Resistenza a rottura per flessione (f_{cfm})
 Resistenza tangenziale di calcolo (τ_{Rd})
 Modulo elastico normale (E)
 Modulo elastico tangenziale (G)
 Coefficiente di sicurezza allo Stato Limite Ultimo del materiale (γ_c)
 Resistenza cubica caratteristica del materiale (R_{ck})
 Coefficiente di Omogeneizzazione
 Peso Specifico
 Coefficiente di dilatazione termica

I diagrammi costitutivi del calcestruzzo sono stati adottati in conformità alle indicazioni riportate al punto 4.1.2.1.2.1 del D.M. 17 gennaio 2018; in particolare per le verifiche effettuate a pressoflessione retta è stato adottato il modello riportato in fig. (a).



Diagrammi di calcolo tensione/deformazione del calcestruzzo.

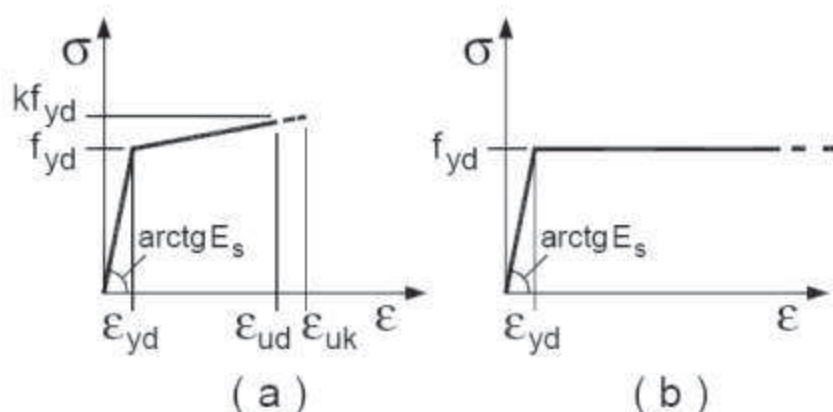
La deformazione massima $\epsilon_{c,max}$ è assunta pari a 0.0035.

Per l'acciaio sono riportati i valori di:

Tensione caratteristica di snervamento trazione (f_{yk})
 Modulo elastico normale (E)
 Modulo elastico tangenziale (G)
 Coefficiente di sicurezza allo Stato Limite Ultimo del materiale (γ_f)
 Peso Specifico
 Coefficiente di dilatazione termica

I diagrammi costitutivi dell'acciaio sono stati adottati in conformità alle indicazioni riportate al punto

4.1.2.1.2.2 del D.M. 17 gennaio 2018; in particolare è stato adottato il modello elastico perfettamente plastico descritto in b).



La resistenza di calcolo è data da f_{yk} / γ_f . Il coefficiente di sicurezza γ_f si assume pari a 1.15.

Tutti i materiali impiegati dovranno essere comunque verificati con opportune prove di laboratorio secondo le prescrizioni della vigente Normativa.

4 - TERRENO DI FONDAZIONE

Le indagini effettuate, mirate alla valutazione della velocità delle onde di taglio (V_{s30}) e/o del numero di colpi dello Standard Penetration Test (NSPT), permettono di classificare il profilo stratigrafico, ai fini della determinazione dell'azione sismica, di categoria **C** [**Depositi di terreni a grana grossa mediamente addensati o terreni a grana fina mediamente consistenti con profondità del substrato superiori a 30 m, caratterizzati da un miglioramento delle proprietà meccaniche con la profondità e da valori di velocità equivalente compresi tra 180 m/s e 360 m/s.**].

Tutti i parametri che caratterizzano i terreni di fondazione sono riportati nei tabulati di calcolo, nella relativa sezione. Per ulteriori dettagli si rimanda alle relazioni geologica e geotecnica.

5 - METODO DI CALCOLO DELLA SPINTA DEL TERRAPIENO

La pressione esercitata da un terreno contro un muro è simile alla spinta idrostatica; infatti, essa aumenta in funzione della profondità h e può essere così espressa:

$$p = K \cdot h \cdot \gamma$$

dove γ è il peso dell'unità di volume del terreno e K è un coefficiente che dipende dall'angolo di attrito interno, dagli angoli di inclinazione del terrapieno e del paramento del muro, dall'angolo di attrito terra-muro, nonché dal tipo di spinta che si vuole calcolare (attiva e passiva).

Esistono due modalità di calcolo della spinta:

- Spinta attiva: quando il muro subisce una rotazione, sia pure piccola, verso l'esterno (valle).
- Spinta passiva: quando il muro subisce una rotazione, sia pure piccola, premendo contro il terrapieno (monte).

Tra le varie ipotesi che si utilizzano per il calcolo della spinta, si è utilizzata quella dovuta al **Coulomb**, opportunamente modificata ed ampliata per tener conto di tutte le eventualità che possono presentarsi:

- Attrito terra-muro.
- Paramento inclinato.
- Profilo del piano di campagna di forma generica.
- Carichi distribuiti/concentrati disposti in maniera arbitraria sul profilo.

- Stratigrafia costituita da un numero illimitato di strati o lenti, costituiti da terreni coerenti e/o incoerenti.
- Falda acquifera, eventualmente inclinata.

Il metodo di Coulomb presuppone una linea di rottura piana del terreno che parte dalla base del muro; la spinta è l'integrale delle pressioni agenti calcolate lungo la verticale del cuneo di spinta.

Vengono esaminate tutte le possibili superfici di scorrimento per individuare in automatico quella per la quale la spinta è massima.

Il calcolo della distribuzione delle pressioni lungo l'altezza del paramento del muro avviene col metodo delle strisce dovuto a **Huntington**, che consiste nel considerare tante ipotetiche linee di frattura lungo l'altezza parallele a quella della superficie di scorrimento. Costruito il diagramma delle pressioni sul muro è quindi possibile trovare la risultante ed il punto di applicazione della spinta.

Questo procedimento viene applicato:

- sul cuneo che parte dal vertice in basso a monte del paramento, ciò al fine di ottenere le azioni con cui si andranno a verificare le sezioni del paramento stesso.
- sul cuneo che parte dal vertice in basso della fondazione a monte, ciò al fine di ottenere le azioni massime necessarie per le verifiche allo scorrimento e al carico limite sulla fondazione stessa.

Nel caso di presenza di falda acquifera retrostante al muro e assenza di drenaggio, se ne tiene conto sia nel calcolo della spinta che nella verifica a carico limite della fondazione, considerando la sottospinta di galleggiamento.

Per quanto riguarda le azioni sismiche, per ognuna delle strisce prima menzionate e per ogni spinta ad esse afferente, viene calcolato il corrispondente incremento sismico valutando la massa della striscia e moltiplicandola per il coefficiente sismico orizzontale k_h .

6 - VALUTAZIONE DELL'AZIONE SISMICA

La valutazione della spinta del terreno in zona sismica, secondo quanto prevede il D.M. 17 gennaio 2018 "Norme tecniche per le Costruzioni" al § 3.2.3 e al § 7.11.6.2.1, è stata eseguita utilizzando metodi *pseudo-statici*.

In particolare il procedimento per la definizione dei parametri sismici di progetto per i vari Stati Limite per cui sono state effettuate le verifiche è stato il seguente:

- definizione della Vita Nominale e della Classe d'Uso della struttura, il cui uso combinato ha portato alla definizione del Periodo di Riferimento dell'azione sismica.
- Individuazione, tramite latitudine e longitudine, dei parametri sismici di base a_g , F_0 e T_c^* per tutti e quattro gli Stati Limite previsti (SLO, SLD, SLV e SLC); l'individuazione è stata effettuata interpolando tra i 4 punti più vicini al punto di riferimento dell'edificio.
- Determinazione dei coefficienti d'amplificazione stratigrafica e topografica.
- Calcolo del periodo T_c corrispondente all'inizio del tratto a velocità costante dello Spettro.

L'utilizzo di metodi pseudo-statici, consente di ricondurre l'azione sismica, che è un'azione dinamica variabile nel tempo e nello spazio, ad un insieme di forze statiche equivalenti, orizzontali e verticali, mediante l'utilizzo di coefficienti sismici, che dipendono dalla zona sismica, dalle condizioni locali e dall'entità degli spostamenti ammessi per l'opera considerata. Tali coefficienti vengono utilizzati, oltre che per valutare le forze di inerzia sull'opera, anche per determinare la spinta retrostante il muro, mediante l'utilizzo della teoria di Mononobe Okabe.

Come specificato al § 7.11.6.2.1, in assenza di studi specifici, i coefficienti sismici orizzontale k_h e verticale k_v , devono essere calcolati come:

$$k_h = \beta_m \cdot \frac{a_{\max}}{g}$$

[7.11.6]

$$k_v = \pm 0.5 \cdot k_h \quad [7.11.7]$$

dove:

a_{max} = accelerazione orizzontale massima attesa al sito.

In assenza di analisi specifiche della risposta sismica locale, l'accelerazione massima è valutata con la relazione:

$$a_{max} = S_s \cdot S_T \cdot a_g \quad [7.11.8]$$

dove:

S = coefficiente che comprende l'effetto dell'amplificazione stratigrafica (S_s) e dell'amplificazione topografica (S_T), di cui al §3.2.3.2;

a_g = accelerazione orizzontale massima attesa su sito di riferimento rigido.

Nella precedente espressione, il coefficiente β_m di riduzione dell'accelerazione massima attesa al sito è pari a:

$\beta_m = 0.38$ nelle verifiche allo stato limite ultimo (SLV)

$\beta_m = 0.47$ nelle verifiche allo stato limite di esercizio (SLD)

Lo stato limite di ribaltamento è trattato impiegando coefficienti parziali unitari sulle azioni e sui parametri geotecnici (§ 7.11.1) e utilizzando valori di β_m incrementati del 50% rispetto a quelli innanzi indicati e comunque non superiori all'unità.

Si riportano di seguito le coordinate geografiche del sito ed i relativi dati di pericolosità sismica:

Latitudine: 45° 18' 54.00" Longitudine: 7° 48' 40.00" Altitudine: 264 m

DATI GENERALI ANALISI SISMICA

Dati generali analisi sismica								
TP	S_T	s	β_m	$K_{Stbi} (K_{n,1})$	$K_{Muro} (K_{n,2})$	Latitudine	Longitudine	Altitudine
						[gradi]	[gradi]	[m]
C	1.00	0.20	0.38	0.0132	0.0250	45° 18' 54.00"	7° 48' 40.00"	264

Classe	Vita Nominale	Periodo di Riferimento
[adim]	[anni]	[anni]
2	50	50

SL	T_r	a_g/g	S_s	F_0	T^*_c
[adim]	[anni]	[adim]	[adim]	[adim]	[s]
SLO	30	0.0187	1.500	2.600	0.160
SLD	50	0.0229	1.500	2.586	0.190
SLV	475	0.0438	1.500	2.679	0.280
SLC	975	0.0520	1.500	2.726	0.298

LEGENDA Dati generali analisi sismica

TP	Tipo terreno prevalente, categoria di suolo di fondazione come definito al punto 3.2.2 delle Norme tecniche per le costruzioni. [A] = Ammassi rocciosi affioranti o terreni molto rigidi - [B] = Rocce tenere e depositi di terreni a grana grossa molto addensati o terreni a grana fina molto consistenti - [C] = Depositi di terreni a grana grossa mediamente addensati o terreni a grana fina mediamente consistenti - [D] = Depositi di terreni a grana grossa scarsamente addensati o di terreni a grana fina scarsamente consistenti - [E] = Terreni dei sottosuoli di tipo C o D per spessore non superiore a 30 m.
S_T	Coefficiente di amplificazione topografica.
s	Coefficiente di riduzione di accelerazione massima per Verifica di stabilità'.
β_m	Coefficiente di riduzione di accelerazione massima per Muro di sostegno.
$K_{Stbi} (K_{n,1})$	Coefficiente per il calcolo della spinta per Verifica di stabilità'.
$K_{Muro} (K_{n,2})$	Coefficiente per il calcolo della spinta per Muro di sostegno.
Latitudine	Latitudine geografica del sito [gradi].
Longitudine	Longitudine geografica del sito [gradi].
Altitudine	Altitudine geografica del sito sul livello medio del mare [m].

SL
T_r
a_g/g
S_s
F₀
T_c^{*}

SL	T _r	a _g /g	S _s	F ₀	T _c [*]
[adim]	[anni]	[adim]	[adim]	[adim]	[s]

Stato limite.

Periodo di ritorno dell'azione sismica. [t] = anni

Coefficiente di accelerazione al suolo.

Coefficiente di amplificazione stratigrafica.

Valore massimo del fattore di amplificazione dello spettro in accelerazione orizzontale.

Periodo di inizio del tratto a velocità costante dello spettro in accelerazione orizzontale.

7 - SCENARI DI CARICO

I calcoli e le verifiche sono condotti con il metodo semiprobabilistico degli stati limite secondo le indicazioni del D.M. 17 gennaio 2018.

Le azioni introdotte direttamente sono combinate con le altre (carichi permanenti, accidentali e sisma) mediante le combinazioni di carico di seguito descritte. Da esse si ottengono i valori probabilistici da impiegare successivamente nelle verifiche.

La **verifica di stabilità globale** del complesso opera di sostegno- terreno deve essere effettuata, analogamente a quanto previsto al § 6.8, secondo l'**Approccio 1**, con la **Combinazione 2 (A2+M2+R2)**, tenendo conto dei coefficienti parziali riportati nelle Tabelle 6.2.I e 6.2.II per le azioni e i parametri geotecnici e nella Tab. 6.8.I per le verifiche di sicurezza di opere di materiali sciolti e fronti di scavo.

Le rimanenti verifiche devono essere effettuate secondo l'**Approccio 2**, con la **combinazione (A1+M1+R3)**, tenendo conto dei valori dei coefficienti parziali riportati nelle Tabelle 6.2.I, 6.2.II e 6.5.I.

Nella verifica a ribaltamento i coefficienti R3 della Tab. 6.5.I si applicano agli effetti delle azioni stabilizzanti.

Tab. 6.2.II – Coefficienti parziali per i parametri geotecnici del terreno

PARAMETRO	Grandezza alla quale applicare il coefficiente parziale	Coefficiente parziale M	M1	M2
Tangente dell'angolo di resistenza al taglio	$\tan \varphi'$	$\gamma_{\varphi'}$	1.00	1.25
Coesione efficace	c'_k	$\gamma_{c'}$	1.00	1.25
Resistenza non drenata	c_{uk}	γ_{cu}	1.00	1.40

Tab. 6.5.I – Coefficienti parziali γ_R per le verifiche agli stati limite ultimi STR e GEO di muri di sostegno.

VERIFICA	Coefficiente parziale γ_R (R3)
Capacità portante della fondazione	1.4
Scorrimento	1.1
Ribaltamento	1.5
Resistenza del terreno a valle	1.4

Nelle verifiche di sicurezza per effetto delle azioni sismiche si controlla che la resistenza del sistema sia maggiore delle azioni nel rispetto della condizione [6.2.1], ponendo pari all'unità i coefficienti parziali sulle azioni e sui parametri geotecnici (§ 7.11.1) e impiegando le resistenze di progetto con i coefficienti parziali γ_R indicati nella tabella 7.11.III.

Tab. 7.11.III – Coefficienti parziali γ_R per le verifiche agli stati limite ultimi (SLV) dei muri di sostegno.

VERIFICA	Coefficiente parziale γ_R
Capacità portante della fondazione	1.2
Scorrimento	1.0
Ribaltamento	1.0
Resistenza del terreno a valle	1.2

Sono stati considerati i seguenti Stati Limite.

7.1 Stato Limite Ultimo e di Salvaguardia della Vita

Le azioni sulla costruzione sono state cumulate in modo da determinare condizioni di carico tali da risultare più sfavorevoli ai fini delle singole verifiche, tenendo conto della probabilità ridotta di intervento simultaneo di tutte le azioni con i rispettivi valori più sfavorevoli, come consentito dalle norme vigenti.

Per gli stati limite ultimi sono state adottate le combinazioni del tipo:

$$G_1 \cdot G_1 + G_2 \cdot G_2 + P \cdot P + Q_1 \cdot Q_{k1} + Q_2 \cdot Q_{k2} + Q_3 \cdot Q_{k3} + \dots$$

dove:

G_1 rappresenta il peso proprio di tutti gli elementi strutturali; peso proprio del terreno, quando pertinente; forze indotte dal terreno (esclusi gli effetti di carichi variabili applicati al terreno); forze risultanti dalla pressione dell'acqua (quando si configurino costanti nel tempo);

G_2 rappresenta il peso proprio di tutti gli elementi non strutturali;

P rappresenta pretensione e precompressione;

Q azioni sulla struttura o sull'elemento strutturale con valori istantanei che possono risultare sensibilmente diversi fra loro nel tempo:

- di lunga durata: agiscono con un'intensità significativa, anche non continuativamente, per un tempo non trascurabile rispetto alla vita nominale della struttura;

- di breve durata: azioni che agiscono per un periodo di tempo breve rispetto alla vita nominale della struttura;

Q_{ki} rappresenta il valore caratteristico della i-esima azione variabile;

$\gamma_G, \gamma_Q, \gamma_P$ coefficienti parziali come definiti nella Tab. 6.2.I del DM 17 gennaio 2018;

ψ_{0i} sono i coefficienti di combinazione per tenere conto della ridotta probabilità di concomitanza delle azioni variabili con i rispettivi valori caratteristici.

Tab. 6.2.I D.M 17/01/2018

CARICHI	EFFETTO	Coefficiente γ (o ψ)	EQU	(A1) STR	(A2) GEO
Carichi permanenti	favorevoli		0.9	1.0	1.0
	sfavorevoli	γ_{G1}	1.1	1.3	1.0
Carichi permanenti non strutturali ⁽¹⁾	favorevoli		0.8	0.8	0.8
	sfavorevoli	γ_{G21}	1.5	1.5	1.3
Carichi variabili	favorevoli		0.0	0.0	0.0
	sfavorevoli	γ_{Qi}	1.5	1.5	1.3

⁽¹⁾ Nel caso in cui i carichi permanenti non strutturali (ad es. carichi permanenti portati) siano compiutamente definiti si potranno adottare per essi gli stessi coefficienti validi per le azioni permanenti.

Le combinazioni risultanti sono state costruite a partire dalle sollecitazioni caratteristiche calcolate per ogni condizione di carico elementare: ciascuna condizione di carico accidentale, a rotazione, è stata considerata sollecitazione di base (Q_{k1} nella formula precedente).

I coefficienti relativi a tali combinazioni di carico sono riportati negli allegati tabulati di calcolo.

In zona sismica, oltre alle sollecitazioni derivanti dalle generiche condizioni di carico statiche, devono essere considerate anche le sollecitazioni derivanti dal sisma. L'azione sismica è stata combinata con le altre azioni secondo la seguente relazione:

$$G_1 + G_2 + P + E + \sum_i \psi_{2i} \cdot Q_{ki}$$

dove:

- E azione sismica per lo stato limite e per la classe di importanza in esame;
 G_1 rappresenta peso proprio di tutti gli elementi strutturali;
 G_2 rappresenta il peso proprio di tutti gli elementi non strutturali;
 P_k rappresenta pretensione e precompressione;
 ψ_{2i} coefficiente di combinazione delle azioni variabili Q_i ;
 Q_{ki} valore caratteristico dell'azione variabile Q_i .

I valori dei coefficienti ψ_{2i} sono riportati nella seguente tabella:

Categoria/Azione	ψ_{2i}
Categoria A – Ambienti ad uso residenziale	0,3
Categoria B – Uffici	0,3
Categoria C – Ambienti suscettibili di affollamento	0,6
Categoria D – Ambienti ad uso commerciale	0,6
Categoria E – Biblioteche, archivi, magazzini e ambienti ad uso industriale	0,8
Categoria F – Rimesse e parcheggi (per autoveicoli di peso = 30 kN)	0,6
Categoria G – Rimesse e parcheggi (per autoveicoli di peso > 30 kN)	0,3
Categoria H – Coperture accessibili per sola manutenzione	0,0
Categoria I – Coperture praticabili	da valutarsi caso per caso
Vento	0,0
Neve (a quota = 1000 m s.l.m.)	0,0
Neve (a quota > 1000 m s.l.m.)	0,2
Variazioni termiche	0,0

7.2 Stati Limite di Esercizio

Allo Stato Limite di Esercizio le sollecitazioni con cui sono state semiprogettate le aste in c.a. sono state ricavate applicando le formule riportate nel D.M. 17 gennaio 2018 - Norme tecniche per le costruzioni - al punto 2.5.3. Per le verifiche agli stati limite di esercizio, a seconda dei casi, si fa riferimento alle seguenti combinazioni di carico:

combinazione caratteristica o rara
$$F_d = \sum_{j=1}^m (G_{Kj}) + Q_{k1} + \sum_{i=2}^n (\psi_{0i} \cdot Q_{ki}) + \sum_{h=1}^l (P_{kh})$$

combinazione frequente
$$F_d = \sum_{j=1}^m (G_{Kj}) + \psi_{11} \cdot Q_{k1} + \sum_{i=2}^n (\psi_{2i} \cdot Q_{ki}) + \sum_{h=1}^l (P_{kh})$$

combinazione quasi permanente
$$F_d = \sum_{j=1}^m (G_{Kj}) + \psi_{21} \cdot Q_{k1} + \sum_{i=2}^n (\psi_{2i} \cdot Q_{ki}) + \sum_{h=1}^l (P_{kh})$$

dove:

- G_{Kj} valore caratteristico della j-esima azione permanente;
 P_{kh} valore caratteristico della h-esima deformazione impressa;
 Q_{k1} valore caratteristico dell'azione variabile di base di ogni combinazione;

- Q_{ki} valore caratteristico della i-esima azione variabile;
- ψ_{0i} coefficiente atto a definire i valori delle azioni ammissibili di durata breve ma ancora significativi nei riguardi della possibile concomitanza con altre azioni variabili;
- ψ_{1i} coefficiente atto a definire i valori delle azioni ammissibili ai frattili di ordine 0,95 delle distribuzioni dei valori istantanei;
- ψ_{2i} coefficiente atto a definire i valori quasi permanenti delle azioni ammissibili ai valori medi delle distribuzioni dei valori istantanei.

Ai coefficienti ψ_{0i} , ψ_{1i} , ψ_{2i} sono attribuiti i seguenti valori:

Azione	0i	1i	2i
Categoria A – Ambienti ad uso residenziale	0,7	0,5	0,3
Categoria B – Uffici	0,7	0,5	0,3
Categoria C – Ambienti suscettibili di affollamento	0,7	0,7	0,6
Categoria D – Ambienti ad uso commerciale	0,7	0,7	0,6
Categoria E – Biblioteche, archivi, magazzini e ambienti ad uso industriale	1,0	0,9	0,8
Categoria F – Rimesse e parcheggi (per autoveicoli di peso = 30 kN)	0,7	0,7	0,6
Categoria G – Rimesse e parcheggi (per autoveicoli di peso > 30 kN)	0,7	0,5	0,3
Categoria H – Coperture	0,0	0,0	0,0
Categoria I – Coperture praticabili	da valutarsi caso per caso		
Vento	0,6	0,2	0,0
Neve (a quota = 1000 m s.l.m.)	0,5	0,2	0,0
Neve (a quota > 1000 m s.l.m.)	0,7	0,5	0,2
Variazioni termiche	0,6	0,5	0,0

In maniera analoga a quanto illustrato nel caso dello SLU le combinazioni risultanti sono state costruite a partire dalle sollecitazioni caratteristiche calcolate per ogni condizione di carico; a turno ogni condizione di carico variabile è stata considerata sollecitazione di base, con ciò dando origine a tanti valori combinati. Per ognuna delle combinazioni ottenute, in funzione dell'elemento, sono state effettuate le verifiche allo SLE (tensioni, deformazioni e fessurazione).

Negli allegati tabulati di calcolo sono riportati i coefficienti relativi alle combinazioni di calcolo generate relativamente alle combinazioni di azioni "Quasi Permanente", "Frequente" e "Rara".

Nelle sezioni relative alle verifiche allo SLE dei citati tabulati, inoltre, sono riportati i valori delle sollecitazioni relativi alle combinazioni che hanno originato i risultati più gravosi.

8 - VERIFICHE

8.1 Verifica a Ribaltamento

Nella verifica a ribaltamento è stato scelto come punto di rotazione il vertice in basso a valle della fondazione.

- Il Momento Ribaltante è dovuto alla componente orizzontale della spinta, all'incremento sismico di essa e ad eventuali carichi esterni che possono contribuire al ribaltamento.
- Il Momento Stabilizzante è dovuto al peso proprio del muro, del terreno su esso agente, ad eventuali carichi esterni che possono contribuire alla stabilità ed ai tiranti.

Il coefficiente di sicurezza è dato dal rapporto Momento Stabilizzante/Momento Ribaltante. Tale valore è stato calcolato per tutte le combinazioni di carico previste dall'approccio adottato, considerando il sistema come un corpo rigido.

8.2 Verifica a Scorrimento

Nella verifica a scorrimento sono state prese in considerazione tutte le forze agenti che innescano un meccanismo di traslazione lungo il piano di posa della fondazione per superamento dei limiti di attrito e coesione, tenendo conto dell'inclinazione del piano di posa e dell'eventuale presenza di speroni.

La **Forza Agente** è la spinta con i suoi incrementi sismici ed eventuali forze esterne che agiscono nello stesso verso.

La **Forza Resistente** è rappresentata dall'attrito e dalla coesione agente sulla fondazione, dalla presenza di tiranti e di pali, da particolari costruttivi quali gli speroni che servono ad aumentare la resistenza allo scorrimento oltre ad eventuali forze esterne che agiscono nello stesso verso.

Il coefficiente di sicurezza è dato dal rapporto Forza Resistente/Forza Agente. Tale valore è stato calcolato per tutte le combinazioni di carico previste dall'approccio adottato e il rapporto più gravoso, in relazione al corrispondente coefficiente R , dipendente dall'approccio e dalla combinazione considerata, è stato riportato come Coefficiente di Sicurezza a Scorrimento.

8.3 Verifica a Carico Limite

È stato calcolato il carico limite secondo la metodologia dovuta al **Terzaghi**, considerando la profondità d'interramento della fondazione, la stratigrafia degli strati sotto la fondazione, l'eventuale presenza della falda idrica, l'inclinazione del piano di posa della fondazione, l'inclinazione e l'eccentricità dei carichi esterni.

Il coefficiente di sicurezza è dato dal rapporto Carico Limite / Carichi Agenti. Tale valore è stato calcolato per tutte le combinazioni di carico previste dall'approccio adottato e il rapporto più gravoso, in relazione al corrispondente coefficiente R , dipendente dall'approccio e dalla combinazione considerata, è stato riportato come Coefficiente di Sicurezza a Carico Limite.

8.4 Verifica di Stabilità Globale

Per la verifica di stabilità globale è stato assimilato tutto il complesso muro-terreno ad un pendio. Esso deve essere al sicuro da fenomeni d'instabilità che in genere si sviluppano su superfici di scorrimento assimilabili a circonferenze.

Sono state ipotizzate varie superfici di scorrimento in modo da interessare tutta la parte di terreno potenzialmente soggetta ad instabilità. Sono state escluse le superfici che intercettano il muro, i pali e i tiranti. Per ognuna di esse sono state calcolate le forze motrici e le forze resistenti.

Il calcolo è stato effettuato secondo i metodi classici di **Fellenius** o di **Bishop**, suddividendo il complesso terreno-muro incluso nel cerchio in esame in settori verticali sufficientemente piccoli, e calcolando le forze resistenti per attrito e coesione alla base, che si oppongono alla forza di scorrimento del settore.

Il coefficiente di sicurezza in condizioni statiche (NON sismiche) è dato dal rapporto fra le forze resistenti e quelle motrici. Tale valore è stato calcolato per tutte le combinazioni di carico previste dall'approccio 1 Combinazione 2 ($A2+M2+R2$), tenendo conto dei coefficienti parziali riportati nelle Tabelle 6.2.I e 6.2.II per le azioni e i parametri geotecnici e nella Tab. 6.8.I per le verifiche di sicurezza di opere di materiali sciolti e fronti di scavo. Le verifiche di sicurezza per effetto delle azioni sismiche, invece, si controlla che la resistenza del sistema sia maggiore delle azioni (condizione [6.2.1]), ponendo pari all'unità i coefficienti parziali sulle azioni e sui parametri geotecnici (§ 7.11.1) e impiegando le resistenze di progetto calcolate con un coefficiente parziale pari a $\gamma_R = 1.2$.

L'azione sismica è stata valutata come previsto dal D.M. 17.01.2018 al § 7.11.3.5.2.

8.5 Progetto e Verifica degli elementi strutturali

Le sollecitazioni per le successive verifiche vengono calcolate in una serie di sezioni predefinite sia sul paramento che sulla fondazione a monte ed a valle (muri a mensola).

Esse sono in genere a passo costante, ma se esistono delle singolarità, come ad es. gradoni, speroni, mensole esse vengono opportunamente posizionate in corrispondenza di tali punti.

La verifica degli elementi allo SLU avviene col seguente procedimento:

- si costruiscono le combinazioni in base al D.M. 17.01.2018, ottenendo un insieme di sollecitazioni;
- si combinano tali sollecitazioni con quelle dovute all'eventuale azione del sisma.
- per sollecitazioni semplici (flessione retta, taglio, etc.) si individuano i valori minimo e massimo con cui progettare o verificare l'elemento considerato; per sollecitazioni composte (pressoflessione retta/deviata) vengono eseguite le verifiche per tutte le possibili combinazioni e solo a seguito di ciò si individua quella che ha originato il minimo coefficiente di sicurezza.

Per quanto concerne il progetto degli elementi in c.a. illustriamo in dettaglio il procedimento seguito in presenza di pressoflessione retta, utilizzato per verificare le seguenti sezioni:

- Paramento: attacco con la fondazione, a mezza altezza e ad ogni variazione non continua di sezione.
- Fondazione: le due sezioni, rispettivamente a valle e a monte, di attacco con il Paramento.
- Mensola: la sezione di attacco con il Paramento.
- Sperone: la sezione di attacco con la Fondazione.

Viene ipotizzata un'armatura iniziale che rispetti i minimi normativi, quindi per tutte le coppie (N, Mx), individuate secondo la modalità precedentemente illustrata, si calcola il momento ultimo in funzione di N, quindi il coefficiente di sicurezza rapportando tale momento ultimo a Mx.

Se per almeno una di queste coppie il coefficiente di sicurezza risulta inferiore a 1 si incrementa l'armatura e si ripete il procedimento fino a che per tutte le coppie (N, Mx) il coefficiente di sicurezza risulta al più pari a 1.

Nei tabulati di calcolo, per brevità, non potendo riportare una così grossa mole di dati, si riporta la coppia (N, Mx) che ha dato luogo al minimo coefficiente di sicurezza.

Una volta semiprogettate le armature allo SLU, si procede alla verifica delle sezioni allo Stato Limite di Esercizio con le sollecitazioni derivanti dalle combinazioni rare, frequenti e quasi permanenti; se necessario, le armature vengono integrate per far rientrare le tensioni entro i massimi valori previsti.

Successivamente si procede alle verifiche alla deformazione, quando richiesto, ed alla fessurazione che, come è noto, sono tese ad assicurare la durabilità dell'opera nel tempo.

Per quanto riguarda le verifiche al Taglio è stata utilizzata la formulazione [4.1.23] riportata al § 4.1.2.3.5.1 valida per elementi senza armatura resistente a taglio in quanto non sono state utilizzate armature specifiche per l'assorbimento del taglio. Anche qui per tutte le combinazioni di carico è stata controllata la relazione [4.1.22] ed è stato riportato il minimo coefficiente di sicurezza fra tutti i rapporti V_{Rd}/V_{Ed} .

8.6 Modello di Calcolo

Il modello della struttura viene creato automaticamente dal codice di calcolo, individuando i vari elementi strutturali e fornendo le loro caratteristiche geometriche e meccaniche.

Il calcolo delle sollecitazioni è eseguito in due modi diversi a seconda della tipologia di muri scelta:

- **muro senza contrafforti:** viene eseguito il calcolo a mensola sia per il paramento che per la fondazione considerando la striscia di un metro.
- **muro con contrafforti:** le porzioni di paramento e di fondazione comprese fra due contrafforti vengono trattate come piastre vincolate su tre lati.

Nel modello di calcolo, i seguenti elementi sono stati schematizzati nel seguente modo:

- **terreno:** letto di molle reagenti solo a compressione (suolo elastico monodirezionale);
- **pali:** molle concentrate reagenti a trazione/compressione e a momento;
- **micropali:** molle concentrate reagenti a trazione/compressione;
- **tiranti:** molle concentrate reagenti a sola trazione, col loro eventuale sforzo di pretensione.

9 - CODICE DI CALCOLO IMPIEGATO

9.1 Denominazione

Nome del Software	GeoMurus
Versione	9.00b
Caratteristiche del Software	Software per la progettazione ed il calcolo dei muri di sostegno per Windows
Numero di serie	13091192
Intestatario Licenza	SUCCIO ing. MARCO
Produzione e Distribuzione	ACCA software S.p.A. Contrada Rosole 13 83043 BAGNOLI IRPINO (AV) - Italy Tel. 0827/69504 r.a. - Fax 0827/601235 e-mail: info@acca.it - Internet: www.acca.it

9.2 Sintesi delle funzionalità generali

Il pacchetto consente di modellare la struttura, di effettuare il dimensionamento e le verifiche di tutti gli elementi strutturali e di generare gli elaborati grafici esecutivi.

È una procedura integrata dotata di tutte le funzionalità necessarie per consentire il calcolo completo di un muro di sostegno.

L'input della struttura avviene per oggetti (paramento, fondazione, scarpa, contrafforte, mensola, sperone, pali, tiranti, etc.) in un ambiente grafico integrato.

Apposite funzioni consentono la creazione e la manutenzione di archivi Materiali, Terreni e Carichi; tali archivi sono generali, nel senso che sono creati una tantum e sono pronti per ogni calcolo, potendoli comunque integrare/modificare in ogni momento.

L'utente non può modificare il codice ma soltanto eseguire delle scelte come:

- modificare i parametri necessari alla definizione dell'azione sismica;
- definire condizioni di carico.

Il programma è dotato di un manuale tecnico ed operativo. L'assistenza è effettuata direttamente dalla casa produttrice, mediante linea telefonica o e-mail.

Tutti i risultati del calcolo sono forniti, oltre che in formato numerico, anche in formato grafico permettendo così di evidenziare agevolmente eventuali incongruenze.

Il programma consente la stampa di tutti i dati di input, dei dati del modello strutturale utilizzato, dei risultati del calcolo e delle verifiche dei diagrammi delle sollecitazioni e delle deformate.

10 - TABULATI DI CALCOLO

Per quanto non espressamente sopra riportato, ed in particolar modo per ciò che concerne i dati numerici di calcolo, si rimanda all'allegato "Tabulati di calcolo" costituente parte integrante della presente relazione.

Foglizzo, 22/12/2021

Il Progettista
Ing. Fulvio Gallenca
(Ing. Fulvio Gallenca)

**Comune di San Giusto Canavese
Città Metropolitana di Torino**

RELAZIONE GEOTECNICA GENERALE

OGGETTO: Relazione geotecnica relativa al progetto "Progettazione strutturale muro a mensola"

COMMITTENTE: Comune di San Giusto Canavese

Foglizzo, 22/12/2021

Il Progettista

(Ing. Fulvio Gallenca)

11 - DESCRIZIONE GENERALE DELL'OPERA

La presente relazione geotecnica riguarda le indagini, la caratterizzazione e modellazione geotecnica del "volume significativo" per l'opera in esame e valuta l'interazione opera / terreno ai fini del dimensionamento delle relative fondazioni.

Questa relazione è stata redatta dal tecnico sulla base dei dati risultanti dalle prove di campagna e/o di laboratorio.

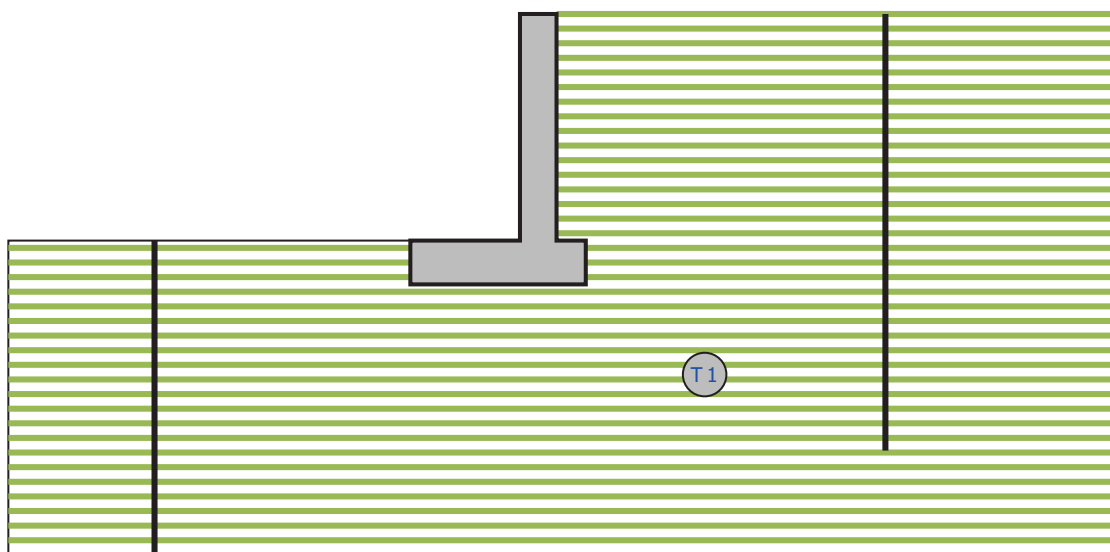
12 - INDAGINI GEOGNOSTICHE

Sulla base di quanto dettagliato nella relazione geologica dell'area di sito, si è proceduto alla progettazione della campagna di indagini geognostiche finalizzate alla determinazione delle caratteristiche geotecniche dei terreni interessati dal "volume significativo" dell'opera in esame.

Al fine della determinazione delle caratteristiche geotecniche dei terreni coinvolti nel "volume significativo" dell'opera in esame, sono state condotte delle prove geotecniche, riassunte nella relazione geologica.

Le indagini realizzate hanno permesso di ricostruire le seguenti stratigrafie per ognuna delle quali sono state definite le proprietà geotecniche dei singoli terreni coinvolti.

SAN GIUSTO C.SE - STRATI



Strato	Descrizione	γ	γ_{sat}	ϕ	Cu	C'
T1	Sabbia compatta (umida)	20000	22000	32.0°	0.00	0.00

San Giusto C.se - Vista Strati

13 - CARATTERIZZAZIONE GEOTECNICA, MODELLAZIONE GEOTECNICA E PERICOLOSITA' SISMICA DEL SITO

Le indagini effettuate, permettono di classificare il profilo stratigrafico, ai fini della determinazione

dell'azione sismica, di categoria **C** [**Depositi di terreni a grana grossa mediamente addensati o terreni a grana fina mediamente consistenti con profondità del substrato superiori a 30 m, caratterizzati da un miglioramento delle proprietà meccaniche con la profondità e da valori di velocità equivalente compresi tra 180 m/s e 360 m/s.**], basandosi sulla valutazione della velocità delle onde di taglio (V_{S30}) e/o del numero di colpi dello Standard Penetration Test (N_{SPT}) e/o della resistenza non drenata equivalente ($C_{u,30}$).

Tutti i parametri che caratterizzano i terreni di fondazione sono riportati nei seguenti paragrafi.

13.1 Caratterizzazione geotecnica

La caratterizzazione geotecnica dei terreni è riassunta nella seguente tabella:

TERRENI

N	Descrizione	T_v		satur o		C_u	C'	E_d	Costante di sottofondo			E_{cu}	A_{S-B}
									X	Y	Z		
									[N/mm ²]	[N/cm ³]	[N/cm ³]		
1	Sabbia compatta (umida)	Medio	2000	2200	32	0.00	0.00	60	25	25	75	-	-
		Minimo	2000	2200	32	0.00	0.00	60	25	25	75	-	-

LEGENDA Terreni

N	Numero identificativo del terreno.
Descrizione	Descrizione del terreno.
T_v	Indica i valori minimi e medi dei parametri del terreno.
	Peso per unità di volume [N/m ³].
satur	Peso per unità di volume saturo [N/m ³].
	Angolo di attrito [°ssdc].
C_u	Coesione [N/mm ²].
C'	Coesione Efficace [N/mm ²].
E_d	Modulo edometrico [N/mm ²].
Costante di sottofondo	Valori della costante di sottofondo del terreno nelle direzioni degli assi del riferimento globale X, Y, e Z.
E_{cu}	Modulo elastico in condizioni non drenate [N/mm ²].
A_{S-B}	Parametro A si Skempton-Bjerrum per pressioni interstiziali.

13.2 Modellazione geotecnica

Ai fini del calcolo strutturale, il terreno sottostante l'opera viene modellato secondo lo schema di Winkler, cioè un sistema costituito da un letto di molle elastiche mutuamente indipendenti. Ciò consente di ricavare le rigidezze offerte dai manufatti di fondazione, siano queste profonde o superficiali, che sono state introdotte direttamente nel modello strutturale per tener conto dell'interazione opera / terreno.

13.3 Pericolosità sismica

Ai fini della pericolosità sismica sono stati analizzati i dati relativi alla sismicità dell'area di interesse e ad eventuali effetti di amplificazione stratigrafica e topografica. Si sono tenute in considerazione anche la classe dell'edificio e la vita nominale.

Per tale caratterizzazione si riportano di seguito i dati di pericolosità come da normativa:

DATI GENERALI ANALISI SISMICA

Dati generali analisi sismica						
TP	S_T	.	m	K_{Sb1} ($K_{n,1}$)	K_{Mu1} ($K_{n,2}$)	Latitudine
						Longitudine
						Altitudine

Dati generali analisi sismica								
TP	S _T	s	m	K _{S_{tbl}} (K _{n,1})	K _{M_{uro}} (K _{n,2})	Latitudine	Longitudine	Altitudine
						[gradi]	[gradi]	[m]
C	1.00	0.20	0.38	0.0132	0.0250	45° 18' 54.00"	7° 48' 40.00"	264

Classe	Vita Nominale	Periodo di Riferimento
[adim]	[anni]	[anni]
2	50	50

SL	T _r	a _g /g	S _s	F ₀	T* _c
[adim]	[anni]	[adim]	[adim]	[adim]	[s]
SLO	30	0.0187	1.500	2.600	0.160
SLD	50	0.0229	1.500	2.586	0.190
SLV	475	0.0438	1.500	2.679	0.280
SLC	975	0.0520	1.500	2.726	0.298

LEGENDA Dati generali analisi sismica

TP	Tipo terreno prevalente, categoria di suolo di fondazione come definito al punto 3.2.2 delle Norme tecniche per le costruzioni. [A] = Ammassi rocciosi affioranti o terreni molto rigidi - [B] = Rocce tenere e depositi di terreni a grana grossa molto addensati o terreni a grana fina molto consistenti - [C] = Depositati di terreni a grana grossa mediamente addensati o terreni a grana fina mediamente consistenti - [D] = Depositati di terreni a grana grossa scarsamente addensati o di terreni a grana fina scarsamente consistenti - [E] = Terreni dei sottosuoli di tipo C o D per spessore non superiore a 30 m.
S _T	Coefficiente di amplificazione topografica.
s	Coefficiente di riduzione di accelerazione massima per Verifica di stabilità'.
m	Coefficiente di riduzione di accelerazione massima per Muro di sostegno.
K _{S_{tbl}} (K _{n,1})	Coefficiente per il calcolo della spinta per Verifica di stabilità'.
K _{M_{uro}} (K _{n,2})	Coefficiente per il calcolo della spinta per Muro di sostegno.
Latitudine	Latitudine geografica del sito [gradi].
Longitudine	Longitudine geografica del sito [gradi].
Altitudine	Altitudine geografica del sito sul livello medio del mare [m].
SL	Stato limite.
T _r	Periodo di ritorno dell'azione sismica. [t] = anni
a _g /g	Coefficiente di accelerazione al suolo.
S _s	Coefficiente di amplificazione stratigrafica.
F ₀	Valore massimo del fattore di amplificazione dello spettro in accelerazione orizzontale.
T* _c	Periodo di inizio del tratto a velocità costante dello spettro in accelerazione orizzontale.

14 - SCELTA TIPOLOGICA DELLE OPERE DI FONDAZIONE

La tipologia delle opere di fondazione sono consone alle caratteristiche meccaniche del terreno definite in base ai risultati delle indagini geognostiche.

Nel caso in esame, la struttura di fondazione è costituita da:

- fondazioni dirette

15 - VERIFICHE DI SICUREZZA

Nelle verifiche allo stato limite ultimo deve essere rispettata la condizione:

$$E_d = R_d$$

dove:

E_d è il valore di progetto dell'azione o dell'effetto dell'azione;

R_d è il valore di progetto della resistenza del sistema geotecnico.

Le verifiche di sicurezza sono state condotte, con riferimento all'**APPROCCIO 2 Combinazione**

(A1+M1+R3), sulla base delle tipologie di fondazioni descritte nel paragrafo precedente.

Le azioni sono ottenute, applicando ai valori caratteristici delle stesse, i coefficienti parziali γ_F di cui nella tabella 6.2.I delle NTC 2018, che vengono di seguito riportati.

CARICHI	EFFETTO	Coefficiente parziale γ_F (o γ_E)	A1 (STR)
Permanenti	Favorevole	γ_{G1}	1.0
	Sfavorevole		1.3
Permanenti non strutturali	Favorevole	γ_{G2}	0.8
	Sfavorevole		1.5
Variabili	Favorevole	γ_{Qi}	0.0
	Sfavorevole		1.5

Il valore di progetto della resistenza R_d è determinato in modo analitico con riferimento al valore caratteristico dei parametri geotecnici del terreno, diviso per il valore del coefficiente parziale γ_M , specificato nella tabella 6.2.II delle NTC 2018, e tenendo conto, ove necessario, dei coefficienti parziali γ_R specifici per ciascun tipo di opera come specificato nella tabella 6.5.I delle NTC 2018.

Tab. 6.2.II – Coefficienti parziali per i parametri geotecnici del terreno

PARAMETRO	Grandezza alla quale applicare il coefficiente parziale	Coefficiente parziale γ_M	M1
Tangente dell'angolo di resistenza al taglio	$\tan \varphi'$	$\gamma_{\varphi'}$	1.0
Coesione efficace	c'_k	$\gamma_{c'}$	1.00
Resistenza non drenata	c_{uk}	γ_{cu}	1.00

Tab. 6.5.I – Coefficienti parziali γ_R per le verifiche agli stati limite ultimi STR e GEO di muri di sostegno

VERIFICA	Coefficiente parziale γ_R (R3)
Capacità portante della fondazione	1.4
Scorrimento	1.1
Ribaltamento	1.15
Resistenza del terreno a valle	1.4

Nelle verifiche di sicurezza per effetto delle azioni sismiche si deve controllare che la resistenza del sistema sia maggiore delle azioni nel rispetto della condizione [6.2.1], ponendo pari all'unità i coefficienti parziali sulle azioni e sui parametri geotecnici (§ 7.11.1) e impiegando le resistenze di progetto con i coefficienti parziali γ_R indicati nella tabella 7.11.III.

Tab. 7.11.III – Coefficienti parziali γ_R per le verifiche agli stati limite ultimi (SLV) dei muri di sostegno.

VERIFICA	Coefficiente parziale γ_R
Capacità portante della fondazione	1.2
Scorrimento	1.0
Ribaltamento	1.0

Resistenza del terreno a valle

1.2

Per le varie tipologie di fondazioni sono di seguito elencate le metodologie ed i modelli usati per il calcolo del carico limite ed i risultati di tale calcolo.

15.1 Carico limite fondazioni dirette

La formula del carico limite esprime l'equilibrio fra il carico applicato alla fondazione e la resistenza limite del terreno. Il carico limite è dato dalla seguente espressione:

$$q_{lim} = c \cdot N_c \cdot s_c \cdot d_c \cdot i_c \cdot g_c \cdot b_c \cdot \gamma_c + q \cdot N_q \cdot s_q \cdot d_q \cdot i_q \cdot g_q \cdot b_q \cdot \gamma_q + \frac{1}{2} \cdot B \cdot \gamma_f \cdot N_\gamma \cdot s_\gamma \cdot d_\gamma \cdot i_\gamma \cdot g_\gamma \cdot b_\gamma$$

in cui:

- c = coesione del terreno al disotto del piano di posa della fondazione;
- $q = \gamma \cdot D$ = pressione geostatica in corrispondenza del piano di posa della fondazione;
- γ = peso unità di volume del terreno al di sopra del piano di posa della fondazione;
- D = profondità del piano di posa della fondazione;
- B = dimensione caratteristica della fondazione, che corrisponde alla larghezza della suola;
- L = Lunghezza della fondazione (**= Lunghezza del muro**);
- γ_f = peso unità di volume del terreno al disotto del piano di posa della fondazione;
- N_c, N_q, N_γ = fattori di capacità portante;
- s, d, i, g, b, ψ = coefficienti correttivi.

NB: Se la risultante dei carichi verticali è eccentrica, B e L saranno ridotte rispettivamente di:

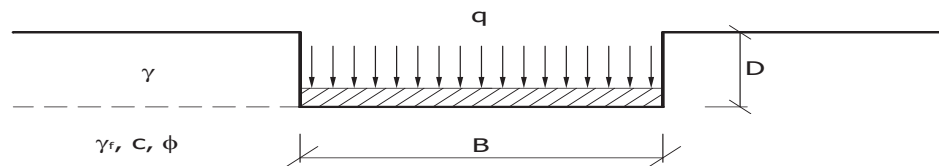
$$B' = B - 2 \cdot e_B$$

$$L' = L - 2 \cdot e_L$$

dove:

e_B = eccentricità parallela al lato di dimensione B ;

e_L = eccentricità parallela al lato di dimensione L (**valore nullo per lo schema adottato**).



Calcolo dei fattori N_c , N_q , N_γ

Condizioni non drenate

$$N_c = 2 + \pi$$

$$N_q = 1$$

$$N_\gamma = 0 \quad \text{se } \omega = 0$$

$$N_\gamma = -2 \cdot \sin \omega \quad \text{se } \omega \neq 0$$

Condizioni drenate

$$N_c = (N_q - 1) \cdot \operatorname{ctg} \phi$$

$$N_q = k_p \cdot c^{\pi \operatorname{tg} \phi}$$

$$N_\gamma = 2(N_q + 1) \cdot \operatorname{tg} \phi$$

dove:

$k_p = \operatorname{tg}^2 \left(45 + \frac{\phi}{2} \right)$ è il coefficiente di spinta passiva;

ϕ = angolo di attrito del terreno al disotto del piano di posa della fondazione;

ω = angolo di inclinazione del piano campagna.

Calcolo dei fattori di forma s_c , s_q , s

Terreni Coerenti	Terreni Incoerenti
$s_c = 1 + \frac{B}{(2 +)L}$	$s_c = 1 + \frac{N_q}{N_c} \frac{B}{L}$
$s_q = 1$	$s_q = 1 + \frac{B}{L} \text{tg}\phi$
$s_\gamma = 1 - 0.4 \frac{B}{L}$	$s_\gamma = 1 - 0.4 \frac{B}{L}$

con $B/L < 1$.

Calcolo dei fattori di profondità d_c , d_q , d

Si definisce il seguente parametro:

$$k = \frac{D}{B} \quad \text{se} \quad \frac{D}{B} \leq 1 ;$$

$$k = \arctg \frac{D}{B} \quad \text{se} \quad \frac{D}{B} > 1 .$$

Terreni Coerenti	Terreni Incoerenti
$d_c = 1 + 0.4k$	$d_c = d_q - \frac{1 - d_q}{N_c \text{tg}}$
$d_q = 1$	$d_q = 1 + 2 \text{tg}\phi (1 - \text{sen}\phi)^2 \cdot k$
$d_\gamma = 1$	$d_\gamma = 1$

Calcolo dei fattori di inclinazione del carico i_c , i_q , i

Si definisce il seguente parametro:

$$m = \frac{2 + B/L}{1 + B/L}$$

Terreni Coerenti	Terreni Incoerenti
$i_c = 1 - \frac{m \cdot H}{B \cdot L \cdot c_a \cdot N_c}$	$i_c = i_q - \frac{1 - i_q}{N_c \cdot \text{tg}}$
$i_q = 1$	$i_q = \left(1 - \frac{H}{V + A_f \cdot c_a \cdot \text{ctg}\phi} \right)^m$
$i_\gamma = 1$	$i_\gamma = \left(1 - \frac{H}{V + A_f \cdot c_a \cdot \text{ctg}\phi} \right)^{m+1}$

dove:

$A_f = B \cdot L$

H = componente orizzontale dei carichi agente sul piano di posa della fondazione;

V = componente verticale dei carichi agente sul piano di posa della fondazione;

c_a = adesione lungo la base della fondazione ($c_a = c$);

δ = angolo di attrito di interfaccia terreno-fondazione.

Per poter applicare tali coefficienti correttivi deve essere verificata la seguente condizione:

$$H < V \cdot \operatorname{tg} \delta + A_f \cdot c_a$$

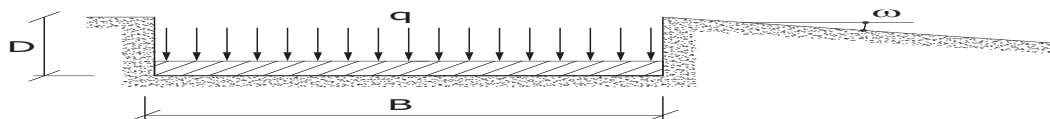
Calcolo dei fattori di inclinazione del piano di campagna b_c , b_q , b_γ

Indicando con ω l'angolo di inclinazione del piano campagna, si ha:

Terreni Coerenti	Terreni Incoerenti
$b_c = 1 - \frac{2 \cdot \omega}{2 + \pi}$	$b_c = b_q - \frac{1 - b_q}{N_c \cdot \operatorname{tg} \phi}$
$b_q = 1$	$b_q = (1 - \operatorname{tg} \omega)^2 \cos \omega$
$b_\gamma = 1$	$b_\gamma = \frac{b_q}{\cos \omega}$

Per poter applicare tali coefficienti correttivi deve essere verificata la seguente condizione:

$$\omega < \phi ; \quad \omega < 45^\circ$$



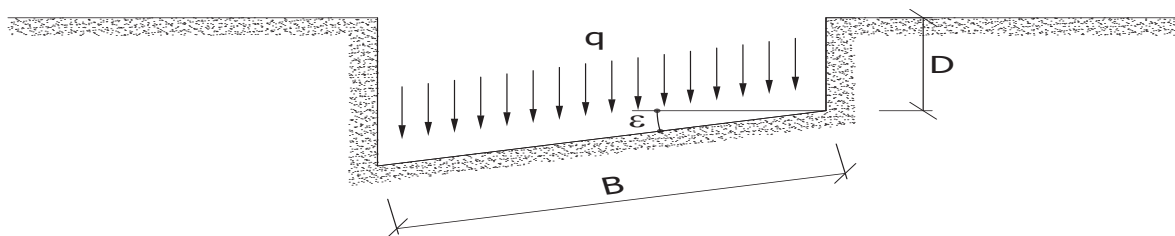
Calcolo dei fattori di inclinazione del piano di posa g_c , g_q , g_γ

Indicando con ε l'angolo di inclinazione del piano di posa della fondazione, si ha:

Terreni Coerenti	Terreni Incoerenti
$g_c = 1 - \frac{2 \cdot \varepsilon}{2 + \pi}$	$g_c = g_q - \frac{1 - g_q}{N_c \cdot \operatorname{tg} \phi}$
$g_q = 1$	$g_q = (1 - \varepsilon \cdot \operatorname{tg} \phi)^2$
$g_\gamma = 1$	$g_\gamma = (1 - \varepsilon \cdot \operatorname{tg} \phi)^2$

Per poter applicare tali coefficienti correttivi deve essere verificata la seguente condizione:

$$\varepsilon < 45^\circ$$



Calcolo dei fattori di riduzione per rottura a punzonamento c_γ , q_γ , γ_γ

Si definisce l'indice di rigidità del terreno come:

$$I_r = \frac{G}{c + \sigma \cdot \operatorname{tg} \phi}$$

dove:

$$G = \frac{E}{2(1+\nu)} = \text{modulo d'elasticità tangenziale del terreno};$$

E = modulo elastico del terreno. Nei calcoli è utilizzato il modulo edometrico;

ν = modulo di Poisson. Sia in condizioni non drenate che drenate è assunto pari a 0.5;

σ = tensione litostatica alla profondità $D+B/2$.

La rottura a punzonamento si verifica quando i coefficienti di punzonamento ψ_c , ψ_q , ψ_γ sono inferiori all'unità; ciò accade quando l'indice di rigidezza I_r si mantiene inferiore al valore critico:

$$I_r < I_{r,crit} = \frac{1}{2} \exp \left\{ \left(3.3 - 0.45 \frac{B}{L} \right) \text{ctg} \left(45 - \frac{\phi}{2} \right) \right\}$$

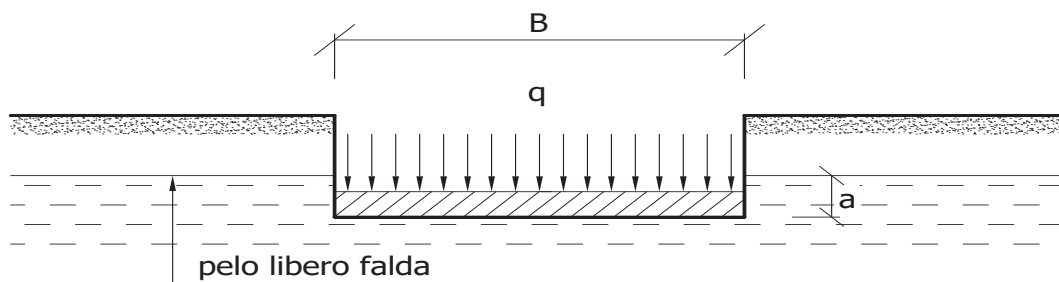
Terreni Coerenti	Terreni Incoerenti
$\psi_q = 0.32 + 0.12 \frac{B}{L} + 0.6 \cdot \text{Log}(I_r)$	$\psi_c = \psi_q - \frac{1 - \psi_q}{N_q \cdot \text{tg} \phi}$
$\psi_q = 1$	$\psi_q = \exp \left\{ \left(0.6 \frac{B}{L} - 4.4 \right) \text{tg} \phi + \frac{3.07 \cdot \text{sen} \phi \cdot \text{Log}(2I_r)}{1 + \text{sen} \phi} \right\}$
$\psi_\gamma = 1$	$\psi_\gamma = \psi_q$

Calcolo del carico limite in presenza di falda

Se il pelo libero della falda è compreso fra il piano campagna ed il piano di posa della fondazione, ad un'altezza a sopra il piano di posa, l'espressione generale del carico limite, valutato in termini di tensioni effettive, diviene:

$q_{lim} = c' \cdot N_c \cdot s_c \cdot d_c \cdot i_c \cdot g_c \cdot b_c \cdot \psi_c + q \cdot N_q \cdot s_q \cdot d_q \cdot i_q \cdot g_q \cdot b_q \cdot \psi_q + 0.5 \cdot B \cdot \gamma'_f \cdot N_\gamma \cdot s_\gamma \cdot d_\gamma \cdot i_\gamma \cdot g_\gamma \cdot b_\gamma \cdot \psi_\gamma + \gamma_{H_2O} \cdot a$
dove la tensione litostatica al piano di posa è valutata come:

$$q = \gamma \cdot (D - a) + \gamma' \cdot a$$

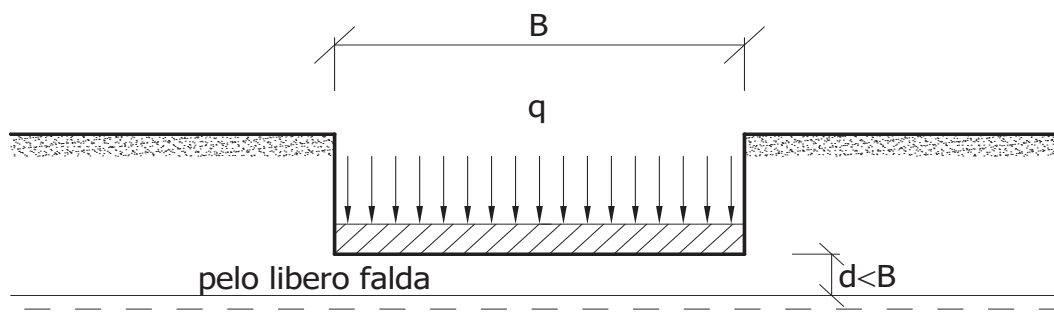


Se il pelo libero della falda è al di sotto del piano di posa della fondazione di una profondità d , tale che:

$$D = d + B, \quad \text{o in altri termini} \quad D < B$$

l'espressione generale del carico limite, valutato in termini di tensioni effettive, diviene:

$$q_{lim} = c' \cdot N_c \cdot s_c \cdot d_c \cdot i_c \cdot g_c \cdot b_c \cdot \psi_c + q \cdot N_q \cdot s_q \cdot d_q \cdot i_q \cdot g_q \cdot b_q \cdot \psi_q + 0.5 \cdot B \cdot \left(\gamma'_f + (\gamma_f - \gamma'_f) \frac{d}{B} \right) \cdot N_\gamma \cdot s_\gamma \cdot d_\gamma \cdot i_\gamma \cdot g_\gamma \cdot b_\gamma \cdot \psi_\gamma$$



Se il pelo libero della falda è al di sotto del piano campagna di una profondità **d**, tale che:

$$d > D+B, \quad \text{o in altri termini} \quad d=B$$

la presenza della falda viene trascurata.

Calcolo del carico limite in condizioni non drenate

L'espressione generale del carico limite, valutato in termini di tensioni totale, diventa:

$$q_{lim} = (2 +) c_u \cdot s_c \cdot d_c \cdot i_c \cdot g_c \cdot b_c + q + \frac{1}{2} \gamma_{sat} \cdot B \cdot N \cdot s$$

dove:

c_u = coesione non drenata;

γ_{sat} = peso unità di volume del terreno in condizioni di saturazione.

15.2 Fattori correttivi del carico limite in presenza di sisma

L'azione del sisma si traduce in accelerazioni nel sottosuolo (**effetto cinematico**) e nella fondazione, per l'azione delle forze d'inerzia generate nella struttura in elevazione (**effetto inerziale**).

Nell'analisi pseudo-statica, modellando l'azione sismica attraverso la sola componente orizzontale, tali effetti possono essere portati in conto mediante l'introduzione di coefficienti sismici rispettivamente denominati **K_{hi}** e **K_{hk}**, il primo definito dal rapporto tra le componenti orizzontale e verticale dei carichi trasmessi in fondazione ed il secondo funzione dell'accelerazione massima attesa al sito.

Calcolo del fattore correttivo dovuto all'effetto cinematico

L'effetto cinematico, ovvero l'effetto dovuto all'accelerazione della porzione di terreno in cui è immersa la fondazione, è direttamente portato in conto, nel calcolo del carico limite, poiché si è considerato il cuneo di massima spinta del terreno a partire dalla quota del piano di posa della fondazione. Pertanto, per tale porzione di terreno in cui è immersa la fondazione, gli effetti del sisma sono stati direttamente già considerati nella determinazione del cuneo di spinta del terreno.

Calcolo dei fattori correttivi dovuti all'effetto inerziale

L'effetto inerziale produce variazioni di tutti i coefficienti di capacità portante del carico limite in funzione del coefficiente sismico **K_{hi}**.

Per le combinazioni sismiche, gli effetti inerziali sono stati direttamente portati in conto, nel calcolo del carico limite, tramite i coefficienti correttivi dovuti all'inclinazione dei carichi (i_c, i_q, i_r).

Verifiche nei confronti degli stati limite ultimi (SLU)

Di seguito si riporta una tabella riepilogativa relativa alla verifica dello stato limite di collasso per carico limite dell'insieme fondazione-terreno.

Si precisa che il valore relativo alla colonna Q_{lim} , di cui nella tabella seguente, è da intendersi come il valore di progetto della resistenza R_d (determinato come sopra esposto e diviso per il valore del

coefficiente parziale γ_R relativo alla capacità portante del complesso terreno-fondazione). Nel caso in esame il coefficiente parziale γ_R , come indicato nella tabella 6.5.I delle NTC 2018, è stato assunto pari:

Tabella 6.5.I – Coefficienti parziali γ_R per le verifiche agli stati limite ultimi STR e GEO di muri di sostegno

VERIFICA	Coefficiente parziale γ_R (R3)
Capacità portante della fondazione	1.4

Per effetto delle azioni sismiche, le verifiche di sicurezza sono condotte ponendo pari all'unità i coefficienti parziali sulle azioni e sui parametri geotecnici (§ 7.11.1) e impiegando le resistenze di progetto con i coefficienti parziali γ_R indicati nella tabella 7.11.III.

Tab. 7.11.III – Coefficienti parziali γ_R per le verifiche agli stati limite ultimi (SLV) dei muri di sostegno.

VERIFICA	Coefficiente parziale γ_R
Capacità portante della fondazione	1.2

Si precisa che, nella sottostante tabella:

- Q_{med} rappresenta la tensione media del terreno, ossia il valore della tensione del terreno in corrispondenza del baricentro della sezione di impronta (sezione reagente) della fondazione;
- la coppia Q_{med} e Q_{lim} è relativa alla combinazione di carico, fra tutte quelle esaminate, che da luogo al minimo coefficiente di sicurezza (CS).

VERIFICHE A CARICO LIMITE

VERIFICHE A CARICO LIMITE - Approccio 2, Combinazione (A1+M1+R3)					
Stato limite	Sisma	CS	Q_{MedP} [N/mm ²]	Q_{Lim} [N/mm ²]	
San Giusto C.se					
Verifica 1					
	SLU	NO	5.47	0.02	0.13
Verifica 2					
	SLU	NO	4.90	0.02	0.12
Verifica 3					
	SLU	NO	4.21	0.03	0.13
Verifica 4					
	SLU	NO	3.87	0.03	0.12
Verifica 5					
	SLV	SI	5.92	0.02	0.14

LEGENDA Verifiche a Carico Limite

Stato limite	Tipo di Stato Limite.
Sisma	Sisma agente nella Combinazione.
CS	Coefficiente di sicurezza.
Q_{MedP}	Tensione media di Progetto [N/mm ²].
Q_{Lim}	Carico Limite [N/mm ²].

Fogliozzo, 22/12/2021

Il Tecnico
Ing. Fulvio Gallenca
 (Ing. Fulvio Gallenca)

Comune di San Giusto Canavese
Città Metropolitana di Torino

TABULATI DI CALCOLO
TOMO: 1 di 1

OGGETTO: Progettazione strutturale muro a mensola

COMMITTENTE: Comune di San Giusto Canavese

Fogizzo, 22/12/2021

Il Progettista
Ing. Fulvio Gallenca
(Ing. Fulvio Gallenca)

Ing. Fulvio Gallenca
Via Umberto I, 123 - Fogizzo (TO)
339 5767184

INFORMAZIONI GENERALI

Comune	Comune di San Giusto Canavese
Provincia	Città Metropolitana di Torino
Oggetto	
Parte d'opera	Progettazione strutturale muro a mensola
Normativa di riferimento	D.M. 17/01/2018
Analisi sismica	solo Orizzontale
Classe struttura	2
Vita nominale	50 anni
Periodo di riferimento	50 anni

MATERIALI

Materiali															
N	Tipo	Descrizione	Sigla	Peso Specifico	Coeff. Dil. Termica	Modulo elastico		Rk		ridFmk	n	ft	fc	R	N Act
				[N/m³]	[1/°C]	E	G								
1	CA	Cis C32/40-B450C			0.00001	[N/mm²]	[N/mm²]	[N/mm²]		[%]		[N/mm²]	[N/mm²]	[N/mm²]	Acciaio B450C
2	AcT	Acciaio B450C	C32/40	25000	0	33643	14018	40.0	1.50	85	15	1.45	3.72	0.42	
			B450C	78500	0	210000	80769	450.0	1.15	0	1	0.00	0.00	0.00	

LEGENDA Materiali

N	Numero identificativo del materiale.
Tipo	Tipologia del materiale: [CA] = Calcestruzzo armato - [AcT] = Acciaio in tondini - [AcP] = Acciaio in profilati - [M] = Muratura - [AcA] = Acciaio armonico per trefoli - [Mit] = Malta per tiranti - [PGab] = Pietrame per Gabbioni.
Sigla	Sigla del materiale.
Coeff. Dil. Termica	Coefficiente di dilatazione termica.
E	Modulo elastico normale.
G	Modulo elastico tangenziale.
Rk	Resistenza caratteristica del materiale. Il valore riportato è "Rck" per il calcestruzzo, "f _{yk} " per l'acciaio, "f _{mk} " per la muratura ed "f _k " nel caso di altro materiale.
ridFmk	Coefficiente di sicurezza allo Stato Limite Ultimo del materiale. Il valore riportato è "γ _c " per il calcestruzzo, "γ _f " per l'acciaio, "γ _m " per la muratura e "γ _g " in caso di altro materiale.
n	Percentuale di riduzione di Refmk.
ft	Coefficiente di omogeneizzazione.
fc	Il valore riportato è la "Resistenza di calcolo a trazione" per il calcestruzzo armato, la "Resistenza caratteristica a trazione" per la muratura.
R	Il valore riportato è la "Resistenza a rottura per flessione" per il calcestruzzo armato, la "Resistenza caratteristica a compressione orizzontale" per la muratura.
N Act	Il valore riportato è la "Resistenza tangenziale di calcolo" per il calcestruzzo armato, la "Resistenza caratteristica a taglio in assenza di compressione - f _{vk0} " per la muratura.
	Identificativo, nella tabella materiali, dell'acciaio utilizzato.

TERRENI

Terreni													
N	Descrizione	T _v	Peso		[°]	C _u	C'	E _d	Costante di sottofondo			E _{cu}	A _{S-B}
			[N/m³]	[N/m³]					X	Y	Z		
1	Sabbia compatta (umida)	Medio	20000	22000	32	0.00	0.00	60	25	25	75	-	-
		Minimo	20000	22000	32	0.00	0.00	60	25	25	75		

LEGENDA Terreni

N	Numero identificativo del terreno.
Descrizione	Descrizione del terreno.
T _v	Indica i valori minimi e medi dei parametri del terreno.
	Peso per unità di volume [N/m³].
	Peso per unità di volume saturo [N/m³].
	Angolo di attrito [° ssdc].
C _u	Coesione [N/mm²].
C'	Coesione Efficace [N/mm²].
E _d	Modulo edometrico [N/mm²].
Costante di sottofondo	Valori della costante di sottofondo del terreno nelle direzioni degli assi del riferimento globale X, Y, e Z.
E _{cu}	Modulo elastico in condizioni non drenate [N/mm²].
A _{S-B}	Parametro A si Skempton-Bjerrum per pressioni interstiziali.

CONDIZIONI DI CARICO

Condizioni di carico							
N	Condizioni Carico Utente			Tipologia Carico Accidentale			
	Descrizione	AgS	Alt	Descrizione	0	1	2
1	Carico Verticale	SI	NO	Traffico Veicolare	0.4	0.4	0.0
2	Carico permanente	SI	NO	Carico permanente	1.0	1.0	1.0

LEGENDA Condizioni di carico

N	Numero identificativo della condizione di carico.
AgS	Indica se la condizione di carico considerata è A gente con il Sisma.
Alt	Indica se la condizione di carico è A lternata (cioè considerata due volte con segno opposto) o meno.
0	Coefficiente riduttivo dei carichi allo SLU e SLE (Carichi rari).
1	Coefficiente riduttivo dei carichi allo SLE (Carichi frequenti).
2	Coefficiente riduttivo dei carichi allo SLE (Carichi frequenti e quasi permanenti).

DATI GENERALI ANALISI SISMICA

Dati generali analisi sismica								
TP	ST	s	m	K _{Stbi} (K _{n,1})	K _{Muro} (K _{n,2})	Latitudine	Longitudine	Altitudine
						[gradi]	[gradi]	[m]
C	1.00	0.20	0.38	0.0132	0.0250	45° 18' 54.00"	7° 48' 40.00"	264

Classe	Vita Nominale	Periodo di Riferimento
[adim]	[anni]	[anni]
2	50	50

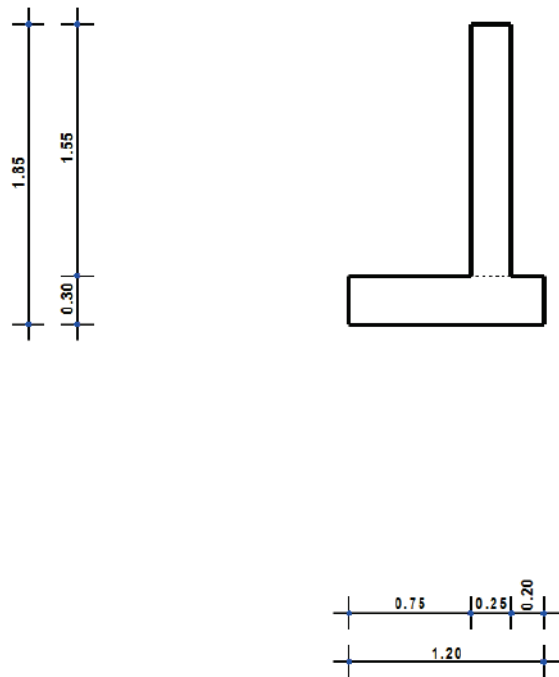
SL	T _r	a _g /g	S _c	F ₀	T [*] _c
[adim]	[anni]	[adim]	[adim]	[adim]	[s]
SLO	30	0.0187	1.500	2.600	0.160
SLD	50	0.0229	1.500	2.586	0.190
SLV	475	0.0438	1.500	2.679	0.280
SLC	975	0.0520	1.500	2.726	0.298

LEGENDA Dati generali analisi sismica

TP	Tipo terreno prevalente, categoria di suolo di fondazione come definito al punto 3.2.2 delle Norme tecniche per le costruzioni. [A] = Ammassi rocciosi affioranti o terreni molto rigidi - [B] = Rocce tenere e depositi di terreni a grana grossa molto addensati o terreni a grana fina molto consistenti - [C] = Depositì di terreni a grana grossa mediamente addensati o terreni a grana fina mediamente consistenti - [D] = Depositì di terreni a grana grossa scarsamente addensati o di terreni a grana fina scarsamente consistenti - [E] = Terreni dei sottosuoli di tipo C o D per spessore non superiore a 30 m.
ST	Coefficiente di amplificazione topografica.
s	Coefficiente di riduzione di accelerazione massima per Verifica di stabilità'.
m	Coefficiente di riduzione di accelerazione massima per Muro di sostegno.
K _{Stbi} (K _{n,1})	Coefficiente per il calcolo della spinta per Verifica di stabilità'.
K _{Muro} (K _{n,2})	Coefficiente per il calcolo della spinta per Muro di sostegno.
Latitudine	Latitudine geografica del sito [gradi].
Longitudine	Longitudine geografica del sito [gradi].
Altitudine	Altitudine geografica del sito sul livello medio del mare [m].
SL	Stato limite.
T _r	Periodo di ritorno dell'azione sismica. [t] = anni
a _g /g	Coefficiente di accelerazione al suolo.
S _c	Coefficiente di amplificazione stratigrafica.
F ₀	Valore massimo del fattore di amplificazione dello spettro in accelerazione orizzontale.
T [*] _c	Periodo di inizio del tratto a velocità' costante dello spettro in accelerazione orizzontale.

San Giusto C.se

SAN GIUSTO C.SE - SEZIONE



CARATTERISTICHE MECCANICHE DEGLI STRATI

N	Caratt. Geotecnica	Addens. Strato	Var. Mod. Edom.	NSPT	IGU	A _{ifa}	IRS	Caratteristiche meccaniche degli strati		
								Res. Tang.	K _p	PrsMenar _d
								[N/mm ²]		[N/mm ²]
San Giusto C.se										
1 Sabbia media		Denso	Nulla	24	1.2		1.5	0.120	0.175	1.20

LEGENDA Caratteristiche meccaniche degli strati

N	Numero identificativo dello strato.
Caratt. Geotecnica	Caratterizzazione geotecnica per micropali.
Addens. Strato	Addensamento dello strato
Var. Mod. Edom.	Variazione del Modulo Edometrico.
NSPT	Numero di colpi dello Standard Penetration Test
A _{ifa}	Coefficiente maggiorativo diametro perforazione per micropali.
Res. Tang.	Resistenza tangenziale tra zona iniettata e terreno per micropali.
K _p	Coefficiente di calcolo resistenza alla punta per micropali.
PrsMenard	Pressione limite terreno determinata col pressimetro Menard.

VERIFICHE DI STABILITA'

VERIFICHE DI STABILITA'									
Bishop					Fellenius				
CS	FrzRbit	FrzRes	Centro	Raggio	CS	FrzRbit	FrzRes	Centro	Raggio
	[N]	[N]	[m]	[m]		[N]	[N]	[m]	[m]
San Giusto C.se									
Verifica 1									
Approccio 1, Combinazione 2					Stato Limite Ultimo				
					senza sisma				
1.64	28,478	46,668	X: 0.30; Y: 3.00	3.46	1.61	28,478	45,987	X: 0.30; Y: 3.00	3.46
1.82	38,316	69,821	X: 0.30; Y: 3.00	3.86	1.77	38,316	67,647	X: 0.30; Y: 3.00	3.86
2.12	46,336	98,195	X: 0.30; Y: 3.00	4.26	2.01	46,336	93,199	X: 0.30; Y: 3.00	4.26
2.43	54,106	131,656	X: 0.30; Y: 3.00	4.66	2.27	54,106	122,992	X: 0.30; Y: 3.00	4.66
2.79	60,651	169,207	X: 0.30; Y: 3.00	5.06	2.57	60,651	156,045	X: 0.30; Y: 3.00	5.06
3.12	68,195	212,437	X: 0.30; Y: 3.00	5.46	2.85	68,195	194,105	X: 0.30; Y: 3.00	5.46
3.44	75,693	260,417	X: 0.30; Y: 3.00	5.86	3.12	75,693	236,155	X: 0.30; Y: 3.00	5.86
3.77	83,092	313,083	X: 0.30; Y: 3.00	6.26	3.40	83,092	282,130	X: 0.30; Y: 3.00	6.26
4.17	88,642	369,255	X: 0.30; Y: 3.00	6.66	3.73	88,642	330,935	X: 0.30; Y: 3.00	6.66
4.49	96,073	431,385	X: 0.30; Y: 3.00	7.06	4.01	96,073	384,954	X: 0.30; Y: 3.00	7.06
4.81	103,491	498,105	X: 0.30; Y: 3.00	7.46	4.28	103,491	442,810	X: 0.30; Y: 3.00	7.46
1.23	27,860	34,169	X: -0.20; Y: 3.00	3.36	1.25	27,860	34,905	X: -0.20; Y: 3.00	3.36
1.58	35,483	55,949	X: -0.20; Y: 3.00	3.76	1.54	35,483	54,669	X: -0.20; Y: 3.00	3.76
1.86	44,555	82,854	X: -0.20; Y: 3.00	4.16	1.77	44,555	79,046	X: -0.20; Y: 3.00	4.16
2.20	52,280	115,174	X: -0.20; Y: 3.00	4.56	2.06	52,280	107,799	X: -0.20; Y: 3.00	4.56
2.54	59,902	152,417	X: -0.20; Y: 3.00	4.96	2.35	59,902	140,725	X: -0.20; Y: 3.00	4.96
2.88	67,431	194,468	X: -0.20; Y: 3.00	5.36	2.64	67,431	177,708	X: -0.20; Y: 3.00	5.36
3.27	73,387	240,193	X: -0.20; Y: 3.00	5.76	2.97	73,387	217,600	X: -0.20; Y: 3.00	5.76
3.61	80,798	291,805	X: -0.20; Y: 3.00	6.16	3.25	80,798	262,720	X: -0.20; Y: 3.00	6.16
3.95	88,212	348,074	X: -0.20; Y: 3.00	6.56	3.53	88,212	311,752	X: -0.20; Y: 3.00	6.56
4.31	94,900	409,013	X: -0.20; Y: 3.00	6.96	3.84	94,900	364,660	X: -0.20; Y: 3.00	6.96
4.72	100,215	473,235	X: -0.20; Y: 3.00	7.36	4.19	100,215	420,307	X: -0.20; Y: 3.00	7.36
1.20	27,655	33,151	X: -0.70; Y: 3.00	3.49	1.21	27,655	33,391	X: -0.70; Y: 3.00	3.49
1.51	37,724	57,111	X: -0.70; Y: 3.00	3.89	1.47	37,724	55,403	X: -0.70; Y: 3.00	3.89
1.88	45,758	86,107	X: -0.70; Y: 3.00	4.29	1.78	45,758	81,289	X: -0.70; Y: 3.00	4.29
2.24	53,544	120,092	X: -0.70; Y: 3.00	4.69	2.08	53,544	111,419	X: -0.70; Y: 3.00	4.69
2.59	61,257	158,907	X: -0.70; Y: 3.00	5.09	2.38	61,257	145,641	X: -0.70; Y: 3.00	5.09
2.98	67,652	201,648	X: -0.70; Y: 3.00	5.49	2.71	67,652	183,038	X: -0.70; Y: 3.00	5.49
3.32	75,231	250,051	X: -0.70; Y: 3.00	5.89	3.00	75,231	225,422	X: -0.70; Y: 3.00	5.89
3.66	82,744	303,133	X: -0.70; Y: 3.00	6.29	3.28	82,744	271,736	X: -0.70; Y: 3.00	6.29
4.00	90,126	360,845	X: -0.70; Y: 3.00	6.69	3.57	90,126	321,938	X: -0.70; Y: 3.00	6.69
4.41	95,665	422,117	X: -0.70; Y: 3.00	7.09	3.92	95,665	375,091	X: -0.70; Y: 3.00	7.09
4.74	103,133	489,252	X: -0.70; Y: 3.00	7.49	4.20	103,133	433,302	X: -0.70; Y: 3.00	7.49
1.29	29,190	37,784	X: -1.20; Y: 3.00	3.69	1.27	29,190	37,118	X: -1.20; Y: 3.00	3.69
1.71	37,563	64,084	X: -1.20; Y: 3.00	4.09	1.62	37,563	60,732	X: -1.20; Y: 3.00	4.09
2.03	46,926	95,235	X: -1.20; Y: 3.00	4.49	1.89	46,926	88,525	X: -1.20; Y: 3.00	4.49
2.39	54,932	131,548	X: -1.20; Y: 3.00	4.89	2.20	54,932	120,643	X: -1.20; Y: 3.00	4.89
2.79	61,573	171,798	X: -1.20; Y: 3.00	5.29	2.53	61,573	155,915	X: -1.20; Y: 3.00	5.29
3.14	69,288	217,761	X: -1.20; Y: 3.00	5.69	2.83	69,288	196,245	X: -1.20; Y: 3.00	5.69
3.53	76,156	268,512	X: -1.20; Y: 3.00	6.09	3.16	76,156	240,609	X: -1.20; Y: 3.00	6.09
3.86	83,802	323,821	X: -1.20; Y: 3.00	6.49	3.45	83,802	288,798	X: -1.20; Y: 3.00	6.49
4.27	89,519	382,608	X: -1.20; Y: 3.00	6.89	3.80	89,519	339,820	X: -1.20; Y: 3.00	6.89
4.60	97,182	447,364	X: -1.20; Y: 3.00	7.29	4.08	97,182	396,040	X: -1.20; Y: 3.00	7.29
4.93	104,806	516,697	X: -1.20; Y: 3.00	7.69	4.35	104,806	456,086	X: -1.20; Y: 3.00	7.69
1.60	29,462	47,055	X: -1.70; Y: 3.00	3.94	1.51	29,462	44,470	X: -1.70; Y: 3.00	3.94
2.00	38,093	76,365	X: -1.70; Y: 3.00	4.34	1.86	38,093	70,749	X: -1.70; Y: 3.00	4.34
2.38	46,571	110,689	X: -1.70; Y: 3.00	4.74	2.17	46,571	101,251	X: -1.70; Y: 3.00	4.74
2.73	54,869	149,902	X: -1.70; Y: 3.00	5.14	2.48	54,869	135,865	X: -1.70; Y: 3.00	5.14
3.08	62,991	193,902	X: -1.70; Y: 3.00	5.54	2.77	62,991	174,503	X: -1.70; Y: 3.00	5.54
3.47	69,594	241,753	X: -1.70; Y: 3.00	5.94	3.11	69,594	216,266	X: -1.70; Y: 3.00	5.94
3.81	77,527	295,315	X: -1.70; Y: 3.00	6.34	3.39	77,527	263,018	X: -1.70; Y: 3.00	6.34
4.14	85,346	353,528	X: -1.70; Y: 3.00	6.74	3.68	85,346	313,668	X: -1.70; Y: 3.00	6.74
4.56	90,970	415,104	X: -1.70; Y: 3.00	7.14	4.03	90,970	367,055	X: -1.70; Y: 3.00	7.14
4.89	98,714	482,764	X: -1.70; Y: 3.00	7.54	4.31	98,714	425,741	X: -1.70; Y: 3.00	7.54
5.22	106,412	554,992	X: -1.70; Y: 3.00	7.94	4.59	106,412	488,244	X: -1.70; Y: 3.00	7.94
2.14	28,776	61,571	X: -2.20; Y: 3.00	4.23	1.96	28,776	56,505	X: -2.20; Y: 3.00	4.23
2.49	37,902	94,335	X: -2.20; Y: 3.00	4.63	2.26	37,902	85,755	X: -2.20; Y: 3.00	4.63
2.83	46,690	132,132	X: -2.20; Y: 3.00	5.03	2.55	46,690	119,236	X: -2.20; Y: 3.00	5.03
3.17	55,224	174,815	X: -2.20; Y: 3.00	5.43	2.84	55,224	156,823	X: -2.20; Y: 3.00	5.43
3.50	63,558	222,281	X: -2.20; Y: 3.00	5.83	3.12	63,558	198,422	X: -2.20; Y: 3.00	5.83
3.83	71,708	274,451	X: -2.20; Y: 3.00	6.23	3.40	71,708	243,963	X: -2.20; Y: 3.00	6.23
4.23	78,063	330,285	X: -2.20; Y: 3.00	6.63	3.75	78,063	292,506	X: -2.20; Y: 3.00	6.63
4.55	86,082	391,955	X: -2.20; Y: 3.00	7.03	4.02	86,082	346,111	X: -2.20; Y: 3.00	7.03
4.91	93,350	458,272	X: -2.20; Y: 3.00	7.43	4.32	93,350	403,653	X: -2.20; Y: 3.00	7.43
5.33	98,984	527,811	X: -2.20; Y: 3.00	7.83	4.69	98,984	463,821	X: -2.20; Y: 3.00	7.83
5.64	106,983	603,490	X: -2.20; Y: 3.00	8.23	4.95	106,983	529,262	X: -2.20; Y: 3.00	8.23
2.88	28,649	82,556	X: -2.70; Y: 3.00	4.56	2.61	28,649	74,694	X: -2.70; Y: 3.00	4.56
3.12	38,183	119,276	X: -2.70; Y: 3.00	4.96	2.81	38,183	107,247	X: -2.70; Y: 3.00	4.96
3.40	47,337	160,931	X: -2.70; Y: 3.00	5.36	3.04	47,337	143,935	X: -2.70; Y: 3.00	5.36
3.77	54,696	206,343	X: -2.70; Y: 3.00	5.76	3.36	54,696	183,594	X: -2.70; Y: 3.00	5.76
4.07	63,322	257,711	X: -2.70; Y: 3.00	6.16	3.61	63,322	228,517	X: -2.70; Y: 3.00	6.16
4.37	71,803	313,784	X: -2.70; Y: 3.00	6.56	3.86	71,803	277,382	X: -2.70; Y: 3.00	6.56
4.72	79,432	374,562	X: -2.70; Y: 3.00	6.96	4.16	79,432	330,271	X: -2.70; Y: 3.00	6.96
5.12	85,595	438,647	X: -2.70; Y: 3.00	7.36	4.51	85,595	385,785	X: -2.70; Y: 3.00	7.36
5.42	93,881	508,821	X: -2.70; Y: 3.00	7.76	4.76	93,881	446,565	X: -2.70; Y: 3.00	7.76
5.72	102,057	583,562	X: -2.70; Y: 3.00	8.16	5.01	102,057	511,161	X: -2.70; Y: 3.00	8.16
6.15	107,478	661,367	X: -2.70; Y: 3.00	8.56	5.38	107,478	578,350	X: -2.70; Y: 3.00	8.56

Bishop					Fellenius				
CS	FrzRbit	FrzRes	Centro	Raggio	CS	FrzRbit	FrzRes	Centro	Raggio
	[N]	[N]	[m]	[m]		[N]	[N]	[m]	[m]
3.85	28,375	109,340	X: -3.20; Y: 3.00	4.92	3.46	28,375	98,128	X: -3.20; Y: 3.00	4.92
3.93	38,247	150,313	X: -3.20; Y: 3.00	5.32	3.51	38,247	134,148	X: -3.20; Y: 3.00	5.32
4.21	46,381	195,246	X: -3.20; Y: 3.00	5.72	3.74	46,381	173,392	X: -3.20; Y: 3.00	5.72
4.43	55,555	245,989	X: -3.20; Y: 3.00	6.12	3.92	55,555	217,721	X: -3.20; Y: 3.00	6.12
4.73	63,750	301,523	X: -3.20; Y: 3.00	6.52	4.18	63,750	266,205	X: -3.20; Y: 3.00	6.52
4.99	72,495	361,634	X: -3.20; Y: 3.00	6.92	4.39	72,495	318,382	X: -3.20; Y: 3.00	6.92
5.37	79,225	425,332	X: -3.20; Y: 3.00	7.32	4.72	79,225	373,569	X: -3.20; Y: 3.00	7.32
5.64	87,812	494,929	X: -3.20; Y: 3.00	7.72	4.94	87,812	433,809	X: -3.20; Y: 3.00	7.72
5.91	96,217	569,093	X: -3.20; Y: 3.00	8.12	5.17	96,217	497,873	X: -3.20; Y: 3.00	8.12
6.34	102,049	646,548	X: -3.20; Y: 3.00	8.52	5.53	102,049	564,784	X: -3.20; Y: 3.00	8.52
6.62	110,365	730,130	X: -3.20; Y: 3.00	8.92	5.77	110,365	636,866	X: -3.20; Y: 3.00	8.92
5.28	26,748	141,288	X: -3.70; Y: 3.00	5.30	4.71	26,748	126,058	X: -3.70; Y: 3.00	5.30
5.06	36,914	186,884	X: -3.70; Y: 3.00	5.70	4.49	36,914	165,892	X: -3.70; Y: 3.00	5.70
5.08	46,711	237,288	X: -3.70; Y: 3.00	6.10	4.49	46,711	209,817	X: -3.70; Y: 3.00	6.10
5.28	55,439	292,499	X: -3.70; Y: 3.00	6.50	4.65	55,439	257,982	X: -3.70; Y: 3.00	6.50
5.59	62,754	351,094	X: -3.70; Y: 3.00	6.90	4.92	62,754	308,716	X: -3.70; Y: 3.00	6.90
5.78	71,891	415,782	X: -3.70; Y: 3.00	7.30	5.07	71,891	364,777	X: -3.70; Y: 3.00	7.30
6.00	80,845	485,088	X: -3.70; Y: 3.00	7.70	5.25	80,845	424,711	X: -3.70; Y: 3.00	7.70
6.40	87,061	557,478	X: -3.70; Y: 3.00	8.10	5.60	87,061	487,215	X: -3.70; Y: 3.00	8.10
6.64	95,771	636,240	X: -3.70; Y: 3.00	8.50	5.80	95,771	555,230	X: -3.70; Y: 3.00	8.50
6.90	104,344	719,548	X: -3.70; Y: 3.00	8.90	6.01	104,344	627,042	X: -3.70; Y: 3.00	8.90
7.34	109,779	805,676	X: -3.70; Y: 3.00	9.30	6.39	109,779	701,275	X: -3.70; Y: 3.00	9.30
6.86	26,326	180,647	X: -4.20; Y: 3.00	5.70	6.11	26,326	160,730	X: -4.20; Y: 3.00	5.70
6.27	36,821	230,967	X: -4.20; Y: 3.00	6.10	5.55	36,821	204,370	X: -4.20; Y: 3.00	6.10
6.20	46,158	286,096	X: -4.20; Y: 3.00	6.50	5.47	46,158	252,365	X: -4.20; Y: 3.00	6.50
6.38	54,013	344,609	X: -4.20; Y: 3.00	6.90	5.61	54,013	302,910	X: -4.20; Y: 3.00	6.90
6.43	63,632	409,231	X: -4.20; Y: 3.00	7.30	5.64	63,632	358,815	X: -4.20; Y: 3.00	7.30
6.55	73,014	478,477	X: -4.20; Y: 3.00	7.70	5.73	73,014	418,620	X: -4.20; Y: 3.00	7.70
6.92	79,619	550,816	X: -4.20; Y: 3.00	8.10	6.04	79,619	481,017	X: -4.20; Y: 3.00	8.10
7.10	88,679	629,535	X: -4.20; Y: 3.00	8.50	6.19	88,679	548,945	X: -4.20; Y: 3.00	8.50
7.31	97,571	712,805	X: -4.20; Y: 3.00	8.90	6.36	97,571	620,680	X: -4.20; Y: 3.00	8.90
7.73	103,298	798,899	X: -4.20; Y: 3.00	9.30	6.73	103,298	694,847	X: -4.20; Y: 3.00	9.30
7.98	111,686	891,598	X: -4.20; Y: 3.00	9.70	6.94	111,686	774,700	X: -4.20; Y: 3.00	9.70
1.63	30,460	49,505	X: 0.30; Y: 3.50	3.94	1.62	30,460	49,349	X: 0.30; Y: 3.50	3.94
1.89	38,773	73,401	X: 0.30; Y: 3.50	4.34	1.84	38,773	71,388	X: 0.30; Y: 3.50	4.34
2.19	47,284	103,539	X: 0.30; Y: 3.50	4.74	2.09	47,284	98,832	X: 0.30; Y: 3.50	4.74
2.50	55,310	138,319	X: 0.30; Y: 3.50	5.14	2.35	55,310	130,056	X: 0.30; Y: 3.50	5.14
2.84	62,359	177,380	X: 0.30; Y: 3.50	5.54	2.64	62,359	164,728	X: 0.30; Y: 3.50	5.54
3.13	70,885	221,917	X: 0.30; Y: 3.50	5.94	2.88	70,885	204,303	X: 0.30; Y: 3.50	5.94
3.49	77,708	271,459	X: 0.30; Y: 3.50	6.34	3.19	77,708	247,886	X: 0.30; Y: 3.50	6.34
3.82	85,282	325,642	X: 0.30; Y: 3.50	6.74	3.46	85,282	295,476	X: 0.30; Y: 3.50	6.74
4.14	92,785	384,511	X: 0.30; Y: 3.50	7.14	3.74	92,785	347,002	X: 0.30; Y: 3.50	7.14
4.53	98,735	447,087	X: 0.30; Y: 3.50	7.54	4.07	98,735	401,562	X: 0.30; Y: 3.50	7.54
4.85	106,242	515,415	X: 0.30; Y: 3.50	7.94	4.34	106,242	461,110	X: 0.30; Y: 3.50	7.94
1.32	28,125	37,225	X: -0.20; Y: 3.50	3.86	1.35	28,125	37,845	X: -0.20; Y: 3.50	3.86
1.60	37,733	60,347	X: -0.20; Y: 3.50	4.26	1.58	37,733	59,433	X: -0.20; Y: 3.50	4.26
1.93	45,966	88,883	X: -0.20; Y: 3.50	4.66	1.86	45,966	85,285	X: -0.20; Y: 3.50	4.66
2.28	53,832	122,648	X: -0.20; Y: 3.50	5.06	2.15	53,832	115,558	X: -0.20; Y: 3.50	5.06
2.62	61,643	161,394	X: -0.20; Y: 3.50	5.46	2.43	61,643	150,065	X: -0.20; Y: 3.50	5.46
2.96	69,368	205,009	X: -0.20; Y: 3.50	5.86	2.72	69,368	188,695	X: -0.20; Y: 3.50	5.86
3.29	77,007	253,415	X: -0.20; Y: 3.50	6.26	3.00	77,007	231,365	X: -0.20; Y: 3.50	6.26
3.63	84,553	306,544	X: -0.20; Y: 3.50	6.66	3.29	84,553	278,015	X: -0.20; Y: 3.50	6.66
4.00	90,815	363,592	X: -0.20; Y: 3.50	7.06	3.61	90,815	327,887	X: -0.20; Y: 3.50	7.06
4.33	98,321	426,210	X: -0.20; Y: 3.50	7.46	3.89	98,321	382,587	X: -0.20; Y: 3.50	7.46
4.67	105,746	493,458	X: -0.20; Y: 3.50	7.86	4.17	105,746	441,175	X: -0.20; Y: 3.50	7.86
1.20	29,828	35,870	X: -0.70; Y: 3.50	3.97	1.23	29,828	36,583	X: -0.70; Y: 3.50	3.97
1.58	38,625	61,063	X: -0.70; Y: 3.50	4.37	1.54	38,625	59,606	X: -0.70; Y: 3.50	4.37
1.95	46,800	91,267	X: -0.70; Y: 3.50	4.77	1.86	46,800	86,820	X: -0.70; Y: 3.50	4.77
2.26	55,832	126,353	X: -0.70; Y: 3.50	5.17	2.12	55,832	118,274	X: -0.70; Y: 3.50	5.17
2.61	63,710	166,540	X: -0.70; Y: 3.50	5.57	2.42	63,710	153,965	X: -0.70; Y: 3.50	5.57
2.99	70,474	210,815	X: -0.70; Y: 3.50	5.97	2.74	70,474	192,968	X: -0.70; Y: 3.50	5.97
3.34	78,095	260,651	X: -0.70; Y: 3.50	6.37	3.03	78,095	236,862	X: -0.70; Y: 3.50	6.37
3.71	84,944	315,285	X: -0.70; Y: 3.50	6.77	3.35	84,944	284,777	X: -0.70; Y: 3.50	6.77
4.05	92,490	374,518	X: -0.70; Y: 3.50	7.17	3.64	92,490	336,595	X: -0.70; Y: 3.50	7.17
4.39	99,951	438,391	X: -0.70; Y: 3.50	7.57	3.93	99,951	392,313	X: -0.70; Y: 3.50	7.57
4.78	105,897	506,026	X: -0.70; Y: 3.50	7.97	4.26	105,897	451,167	X: -0.70; Y: 3.50	7.97
1.33	29,604	39,305	X: -1.20; Y: 3.50	4.14	1.32	29,604	38,958	X: -1.20; Y: 3.50	4.14
1.68	39,228	66,047	X: -1.20; Y: 3.50	4.54	1.61	39,228	63,270	X: -1.20; Y: 3.50	4.54
2.05	48,260	98,978	X: -1.20; Y: 3.50	4.94	1.93	48,260	92,985	X: -1.20; Y: 3.50	4.94
2.41	56,517	136,337	X: -1.20; Y: 3.50	5.34	2.23	56,517	126,296	X: -1.20; Y: 3.50	5.34
2.79	63,674	177,913	X: -1.20; Y: 3.50	5.74	2.56	63,674	163,035	X: -1.20; Y: 3.50	5.74
3.15	71,514	225,000	X: -1.20; Y: 3.50	6.14	2.86	71,514	204,608	X: -1.20; Y: 3.50	6.14
3.49	79,243	276,848	X: -1.20; Y: 3.50	6.54	3.16	79,243	250,199	X: -1.20; Y: 3.50	6.54
3.84	86,879	333,402	X: -1.20; Y: 3.50	6.94	3.45	86,879	299,752	X: -1.20; Y: 3.50	6.94
4.18	94,413	394,613	X: -1.20; Y: 3.50	7.34	3.74	94,413	353,222	X: -1.20; Y: 3.50	7.34
4.58	100,460	459,612	X: -1.20; Y: 3.50	7.74	4.08	100,460	409,835	X: -1.20; Y: 3.50	7.74
4.91	108,001	530,257	X: -1.20; Y: 3.50	8.14	4.36	108,001	471,312	X: -1.20; Y: 3.50	8.14
1.57	30,474	47,693	X: -1.70; Y: 3.50	4.37	1.50	30,474	45,832	X: -1.70; Y: 3.50	4.37
1.97	39,328	77,666	X: -1.70; Y: 3.50	4.77	1.85	39,328	72,947	X: -1.70; Y: 3.50	4.77
2.35	47,998	112,710	X: -1.70; Y: 3.50	5.17	2.17	47,998	104,349	X: -1.70; Y: 3.50	5.17
2.66	57,308	152,581	X: -1.70; Y: 3.50	5.57	2.44	57,308	139,803	X: -1.70; Y: 3.50	5.57
3.05	64,513	196,733	X: -1.70; Y: 3.50	5.97	2.77	64,513	178,740	X: -1.70; Y: 3.50	5.97
3.40	72,507	246,450	X: -1.70; Y: 3.50	6.37	3.07	72,507	222,555	X: -1.70; Y: 3.50	6.37

Bishop					Fellenius				
CS	FrzRbit	FrzRes	Centro	Raggio	CS	FrzRbit	FrzRes	Centro	Raggio
	[N]	[N]	[m]	[m]		[N]	[N]	[m]	[m]
3.78	79,685	300,977	X: -1.70; Y: 3.50	6.77	3.39	79,685	270,447	X: -1.70; Y: 3.50	6.77
4.11	87,522	360,115	X: -1.70; Y: 3.50	7.17	3.68	87,522	322,188	X: -1.70; Y: 3.50	7.17
4.45	95,241	423,897	X: -1.70; Y: 3.50	7.57	3.97	95,241	377,833	X: -1.70; Y: 3.50	7.57
4.84	101,440	491,469	X: -1.70; Y: 3.50	7.97	4.30	101,440	436,637	X: -1.70; Y: 3.50	7.97
5.17	109,162	564,683	X: -1.70; Y: 3.50	8.37	4.58	109,162	500,280	X: -1.70; Y: 3.50	8.37
2.00	30,398	60,752	X: -2.20; Y: 3.50	4.63	1.87	30,398	56,749	X: -2.20; Y: 3.50	4.63
2.38	39,525	93,930	X: -2.20; Y: 3.50	5.03	2.19	39,525	86,656	X: -2.20; Y: 3.50	5.03
2.73	48,376	132,165	X: -2.20; Y: 3.50	5.43	2.50	48,376	120,802	X: -2.20; Y: 3.50	5.43
3.08	56,999	175,323	X: -2.20; Y: 3.50	5.83	2.79	56,999	159,080	X: -2.20; Y: 3.50	5.83
3.41	65,416	223,305	X: -2.20; Y: 3.50	6.23	3.08	65,416	201,413	X: -2.20; Y: 3.50	6.23
3.80	72,461	275,225	X: -2.20; Y: 3.50	6.63	3.41	72,461	246,929	X: -2.20; Y: 3.50	6.63
4.13	80,600	332,803	X: -2.20; Y: 3.50	7.03	3.69	80,600	297,388	X: -2.20; Y: 3.50	7.03
4.46	88,642	395,062	X: -2.20; Y: 3.50	7.43	3.97	88,642	351,777	X: -2.20; Y: 3.50	7.43
4.79	96,487	461,968	X: -2.20; Y: 3.50	7.83	4.25	96,487	410,075	X: -2.20; Y: 3.50	7.83
5.19	102,536	532,479	X: -2.20; Y: 3.50	8.23	4.60	102,536	471,359	X: -2.20; Y: 3.50	8.23
5.52	110,357	608,815	X: -2.20; Y: 3.50	8.63	4.87	110,357	537,655	X: -2.20; Y: 3.50	8.63
2.62	30,327	79,565	X: -2.70; Y: 3.50	4.94	2.41	30,327	73,055	X: -2.70; Y: 3.50	4.94
2.96	39,146	115,735	X: -2.70; Y: 3.50	5.34	2.69	39,146	105,317	X: -2.70; Y: 3.50	5.34
3.26	48,270	157,582	X: -2.70; Y: 3.50	5.74	2.95	48,270	142,523	X: -2.70; Y: 3.50	5.74
3.58	57,108	204,339	X: -2.70; Y: 3.50	6.14	3.22	57,108	183,858	X: -2.70; Y: 3.50	6.14
3.89	65,717	255,909	X: -2.70; Y: 3.50	6.54	3.49	65,717	229,239	X: -2.70; Y: 3.50	6.54
4.21	74,129	312,225	X: -2.70; Y: 3.50	6.94	3.76	74,129	278,605	X: -2.70; Y: 3.50	6.94
4.53	82,351	373,225	X: -2.70; Y: 3.50	7.34	4.03	82,351	331,904	X: -2.70; Y: 3.50	7.34
4.92	89,050	438,062	X: -2.70; Y: 3.50	7.74	4.36	89,050	388,391	X: -2.70; Y: 3.50	7.74
5.23	97,147	508,536	X: -2.70; Y: 3.50	8.14	4.63	97,147	449,720	X: -2.70; Y: 3.50	8.14
5.58	104,553	583,651	X: -2.70; Y: 3.50	8.54	4.93	104,553	514,995	X: -2.70; Y: 3.50	8.54
5.99	110,555	662,210	X: -2.70; Y: 3.50	8.94	5.27	110,555	583,108	X: -2.70; Y: 3.50	8.94
3.51	29,452	103,455	X: -3.20; Y: 3.50	5.27	3.19	29,452	93,947	X: -3.20; Y: 3.50	5.27
3.68	39,259	144,316	X: -3.20; Y: 3.50	5.67	3.32	39,259	130,276	X: -3.20; Y: 3.50	5.67
3.91	48,683	190,117	X: -3.20; Y: 3.50	6.07	3.51	48,683	170,761	X: -3.20; Y: 3.50	6.07
4.17	57,786	240,755	X: -3.20; Y: 3.50	6.47	3.73	57,786	215,313	X: -3.20; Y: 3.50	6.47
4.52	65,311	295,258	X: -3.20; Y: 3.50	6.87	4.03	65,311	262,995	X: -3.20; Y: 3.50	6.87
4.80	73,992	355,520	X: -3.20; Y: 3.50	7.27	4.27	73,992	315,705	X: -3.20; Y: 3.50	7.27
5.10	82,516	420,466	X: -3.20; Y: 3.50	7.67	4.51	82,516	372,347	X: -3.20; Y: 3.50	7.67
5.43	90,274	490,096	X: -3.20; Y: 3.50	8.07	4.80	90,274	433,003	X: -3.20; Y: 3.50	8.07
5.82	96,751	563,237	X: -3.20; Y: 3.50	8.47	5.13	96,751	496,495	X: -3.20; Y: 3.50	8.47
6.11	105,061	642,261	X: -3.20; Y: 3.50	8.87	5.38	105,061	565,035	X: -3.20; Y: 3.50	8.87
6.41	113,246	725,857	X: -3.20; Y: 3.50	9.27	5.63	113,246	637,407	X: -3.20; Y: 3.50	9.27
4.59	29,141	133,793	X: -3.70; Y: 3.50	5.63	4.14	29,141	120,781	X: -3.70; Y: 3.50	5.63
4.56	39,226	178,949	X: -3.70; Y: 3.50	6.03	4.09	39,226	160,612	X: -3.70; Y: 3.50	6.03
4.68	48,893	228,956	X: -3.70; Y: 3.50	6.43	4.18	48,893	204,548	X: -3.70; Y: 3.50	6.43
4.96	57,084	283,005	X: -3.70; Y: 3.50	6.83	4.41	57,084	251,824	X: -3.70; Y: 3.50	6.83
5.18	66,212	342,667	X: -3.70; Y: 3.50	7.23	4.59	66,212	303,964	X: -3.70; Y: 3.50	7.23
5.47	74,480	407,075	X: -3.70; Y: 3.50	7.63	4.84	74,480	360,215	X: -3.70; Y: 3.50	7.63
5.72	83,187	476,068	X: -3.70; Y: 3.50	8.03	5.05	83,187	420,194	X: -3.70; Y: 3.50	8.03
6.09	90,188	548,817	X: -3.70; Y: 3.50	8.43	5.36	90,188	483,345	X: -3.70; Y: 3.50	8.43
6.35	98,758	627,267	X: -3.70; Y: 3.50	8.83	5.58	98,758	551,354	X: -3.70; Y: 3.50	8.83
6.63	107,130	710,292	X: -3.70; Y: 3.50	9.23	5.82	107,130	623,206	X: -3.70; Y: 3.50	9.23
7.03	113,298	796,794	X: -3.70; Y: 3.50	9.63	6.16	113,298	698,062	X: -3.70; Y: 3.50	9.63
5.92	28,756	170,212	X: -4.20; Y: 3.50	6.01	5.32	28,756	153,023	X: -4.20; Y: 3.50	6.01
5.77	37,975	219,075	X: -4.20; Y: 3.50	6.41	5.15	37,975	195,720	X: -4.20; Y: 3.50	6.41
5.71	47,916	273,634	X: -4.20; Y: 3.50	6.81	5.08	47,916	243,436	X: -4.20; Y: 3.50	6.81
5.86	56,872	333,010	X: -4.20; Y: 3.50	7.21	5.19	56,872	295,406	X: -4.20; Y: 3.50	7.21
5.99	66,251	397,017	X: -4.20; Y: 3.50	7.61	5.30	66,251	351,103	X: -4.20; Y: 3.50	7.61
6.30	73,744	464,676	X: -4.20; Y: 3.50	8.01	5.56	73,744	409,842	X: -4.20; Y: 3.50	8.01
6.50	82,816	538,196	X: -4.20; Y: 3.50	8.41	5.72	82,816	473,647	X: -4.20; Y: 3.50	8.41
6.72	91,699	616,327	X: -4.20; Y: 3.50	8.81	5.90	91,699	541,332	X: -4.20; Y: 3.50	8.81
6.97	100,298	699,037	X: -4.20; Y: 3.50	9.21	6.11	100,298	612,882	X: -4.20; Y: 3.50	9.21
7.35	106,865	785,334	X: -4.20; Y: 3.50	9.61	6.43	106,865	687,539	X: -4.20; Y: 3.50	9.61
7.60	115,393	877,453	X: -4.20; Y: 3.50	10.01	6.65	115,393	767,087	X: -4.20; Y: 3.50	10.01
1.70	30,873	52,422	X: 0.30; Y: 4.00	4.43	1.70	30,873	52,342	X: 0.30; Y: 4.00	4.43
1.97	39,360	77,511	X: 0.30; Y: 4.00	4.83	1.92	39,360	75,651	X: 0.30; Y: 4.00	4.83
2.22	48,640	108,063	X: 0.30; Y: 4.00	5.23	2.13	48,640	103,760	X: 0.30; Y: 4.00	5.23
2.52	57,373	144,623	X: 0.30; Y: 4.00	5.63	2.39	57,373	136,913	X: 0.30; Y: 4.00	5.63
2.84	65,485	185,778	X: 0.30; Y: 4.00	6.03	2.65	65,485	173,812	X: 0.30; Y: 4.00	6.03
3.18	72,701	231,290	X: 0.30; Y: 4.00	6.43	2.95	72,701	214,263	X: 0.30; Y: 4.00	6.43
3.51	80,447	282,225	X: 0.30; Y: 4.00	6.83	3.22	80,447	259,424	X: 0.30; Y: 4.00	6.83
3.84	88,095	337,947	X: 0.30; Y: 4.00	7.23	3.50	88,095	308,619	X: 0.30; Y: 4.00	7.23
4.16	95,658	398,404	X: 0.30; Y: 4.00	7.63	3.78	95,658	361,802	X: 0.30; Y: 4.00	7.63
4.49	103,134	463,549	X: 0.30; Y: 4.00	8.03	4.06	103,134	418,929	X: 0.30; Y: 4.00	8.03
4.87	109,282	532,552	X: 0.30; Y: 4.00	8.43	4.39	109,282	479,238	X: 0.30; Y: 4.00	8.43
1.42	28,616	40,615	X: -0.20; Y: 4.00	4.35	1.44	28,616	41,199	X: -0.20; Y: 4.00	4.35
1.68	38,568	64,731	X: -0.20; Y: 4.00	4.75	1.66	38,568	63,895	X: -0.20; Y: 4.00	4.75
2.02	46,814	94,649	X: -0.20; Y: 4.00	5.15	1.95	46,814	91,186	X: -0.20; Y: 4.00	5.15
2.32	55,928	129,649	X: -0.20; Y: 4.00	5.55	2.20	55,928	122,939	X: -0.20; Y: 4.00	5.55
2.66	63,967	169,888	X: -0.20; Y: 4.00	5.95	2.49	63,967	159,010	X: -0.20; Y: 4.00	5.95
2.99	71,862	215,061	X: -0.20; Y: 4.00	6.35	2.77	71,862	199,264	X: -0.20; Y: 4.00	6.35
3.33	79,628	265,081	X: -0.20; Y: 4.00	6.75	3.06	79,628	243,611	X: -0.20; Y: 4.00	6.75
3.66	87,283	319,878	X: -0.20; Y: 4.00	7.15	3.35	87,283	291,991	X: -0.20; Y: 4.00	7.15
4.00	94,829	379,399	X: -0.20; Y: 4.00	7.55	3.63	94,829	344,352	X: -0.20; Y: 4.00	7.55
4.37	101,248	442,941	X: -0.20; Y: 4.00	7.95	3.95	101,248	400,034	X: -0.20; Y: 4.00	7.95
4.71	108,729	511,943	X: -0.20; Y: 4.00	8.35	4.23	108,729	460,432	X: -0.20; Y: 4.00	8.35
1.28	30,392	38,772	X: -0.70; Y: 4.00	4.45	1.30	30,392	39,553	X: -0.70; Y: 4.00	4.45

Bishop					Fellenius				
CS	FrzRbit	FrzRes	Centro	Raggio	CS	FrzRbit	FrzRes	Centro	Raggio
	[N]	[N]	[m]	[m]		[N]	[N]	[m]	[m]
1.66	38,868	64,523	X: -0.70; Y: 4.00	4.85	1.63	38,868	63,179	X: -0.70; Y: 4.00	4.85
1.97	48,697	96,065	X: -0.70; Y: 4.00	5.25	1.89	48,697	92,058	X: -0.70; Y: 4.00	5.25
2.32	57,057	132,614	X: -0.70; Y: 4.00	5.65	2.19	57,057	124,980	X: -0.70; Y: 4.00	5.65
2.67	65,210	174,150	X: -0.70; Y: 4.00	6.05	2.49	65,210	162,135	X: -0.70; Y: 4.00	6.05
3.02	73,141	220,575	X: -0.70; Y: 4.00	6.45	2.78	73,141	203,425	X: -0.70; Y: 4.00	6.45
3.38	80,130	271,216	X: -0.70; Y: 4.00	6.85	3.10	80,130	248,172	X: -0.70; Y: 4.00	6.85
3.73	87,830	327,267	X: -0.70; Y: 4.00	7.25	3.39	87,830	297,626	X: -0.70; Y: 4.00	7.25
4.07	95,421	388,047	X: -0.70; Y: 4.00	7.65	3.68	95,421	351,069	X: -0.70; Y: 4.00	7.65
4.41	102,931	453,514	X: -0.70; Y: 4.00	8.05	3.97	102,931	408,458	X: -0.70; Y: 4.00	8.05
4.75	110,348	523,630	X: -0.70; Y: 4.00	8.45	4.26	110,348	469,761	X: -0.70; Y: 4.00	8.45
1.37	30,288	41,420	X: -1.20; Y: 4.00	4.61	1.37	30,288	41,363	X: -1.20; Y: 4.00	4.61
1.72	40,218	69,101	X: -1.20; Y: 4.00	5.01	1.66	40,218	66,785	X: -1.20; Y: 4.00	5.01
2.10	48,693	102,418	X: -1.20; Y: 4.00	5.41	1.99	48,693	96,941	X: -1.20; Y: 4.00	5.41
2.47	56,966	140,844	X: -1.20; Y: 4.00	5.81	2.31	56,966	131,461	X: -1.20; Y: 4.00	5.81
2.83	65,101	184,242	X: -1.20; Y: 4.00	6.21	2.61	65,101	170,212	X: -1.20; Y: 4.00	6.21
3.18	73,107	232,523	X: -1.20; Y: 4.00	6.61	2.91	73,107	213,100	X: -1.20; Y: 4.00	6.61
3.53	81,001	285,614	X: -1.20; Y: 4.00	7.01	3.21	81,001	260,053	X: -1.20; Y: 4.00	7.01
3.87	88,793	343,458	X: -1.20; Y: 4.00	7.41	3.50	88,793	311,015	X: -1.20; Y: 4.00	7.41
4.21	96,484	406,009	X: -1.20; Y: 4.00	7.81	3.79	96,484	365,942	X: -1.20; Y: 4.00	7.81
4.59	102,863	472,430	X: -1.20; Y: 4.00	8.21	4.12	102,863	424,048	X: -1.20; Y: 4.00	8.21
4.93	110,493	544,447	X: -1.20; Y: 4.00	8.61	4.41	110,493	487,003	X: -1.20; Y: 4.00	8.61
1.56	30,838	48,255	X: -1.70; Y: 4.00	4.81	1.52	30,838	46,886	X: -1.70; Y: 4.00	4.81
1.93	40,741	78,637	X: -1.70; Y: 4.00	5.21	1.83	40,741	74,606	X: -1.70; Y: 4.00	5.21
2.31	49,472	114,465	X: -1.70; Y: 4.00	5.61	2.16	49,472	106,950	X: -1.70; Y: 4.00	5.61
2.68	57,970	155,349	X: -1.70; Y: 4.00	6.01	2.48	57,970	143,591	X: -1.70; Y: 4.00	6.01
3.04	66,260	201,177	X: -1.70; Y: 4.00	6.41	2.78	66,260	184,420	X: -1.70; Y: 4.00	6.41
3.39	74,380	251,862	X: -1.70; Y: 4.00	6.81	3.08	74,380	229,353	X: -1.70; Y: 4.00	6.81
3.73	82,358	307,335	X: -1.70; Y: 4.00	7.21	3.38	82,358	278,325	X: -1.70; Y: 4.00	7.21
4.07	90,212	367,541	X: -1.70; Y: 4.00	7.61	3.67	90,212	331,284	X: -1.70; Y: 4.00	7.61
4.42	97,942	432,436	X: -1.70; Y: 4.00	8.01	3.96	97,942	388,190	X: -1.70; Y: 4.00	8.01
4.80	104,401	501,262	X: -1.70; Y: 4.00	8.41	4.29	104,401	448,353	X: -1.70; Y: 4.00	8.41
5.14	112,070	575,610	X: -1.70; Y: 4.00	8.81	4.58	112,070	513,271	X: -1.70; Y: 4.00	8.81
1.92	31,314	60,225	X: -2.20; Y: 4.00	5.05	1.82	31,314	57,048	X: -2.20; Y: 4.00	5.05
2.32	40,565	93,956	X: -2.20; Y: 4.00	5.45	2.16	40,565	87,717	X: -2.20; Y: 4.00	5.45
2.68	49,578	132,789	X: -2.20; Y: 4.00	5.85	2.47	49,578	122,670	X: -2.20; Y: 4.00	5.85
2.99	59,107	176,495	X: -2.20; Y: 4.00	6.25	2.74	59,107	161,677	X: -2.20; Y: 4.00	6.25
3.36	66,780	224,585	X: -2.20; Y: 4.00	6.65	3.06	66,780	204,298	X: -2.20; Y: 4.00	6.65
3.71	75,046	278,149	X: -2.20; Y: 4.00	7.05	3.35	75,046	251,684	X: -2.20; Y: 4.00	7.05
4.08	82,529	336,546	X: -2.20; Y: 4.00	7.45	3.67	82,529	303,179	X: -2.20; Y: 4.00	7.45
4.41	90,574	399,594	X: -2.20; Y: 4.00	7.85	3.96	90,574	358,546	X: -2.20; Y: 4.00	7.85
4.74	98,495	467,321	X: -2.20; Y: 4.00	8.25	4.24	98,495	417,847	X: -2.20; Y: 4.00	8.25
5.13	105,011	538,889	X: -2.20; Y: 4.00	8.65	4.57	105,011	480,329	X: -2.20; Y: 4.00	8.65
5.46	112,866	616,066	X: -2.20; Y: 4.00	9.05	4.85	112,866	547,638	X: -2.20; Y: 4.00	9.05
2.48	31,056	76,925	X: -2.70; Y: 4.00	5.33	2.30	31,056	71,484	X: -2.70; Y: 4.00	5.33
2.81	40,572	114,045	X: -2.70; Y: 4.00	5.73	2.59	40,572	105,045	X: -2.70; Y: 4.00	5.73
3.14	49,742	156,242	X: -2.70; Y: 4.00	6.13	2.87	49,742	142,864	X: -2.70; Y: 4.00	6.13
3.47	58,658	203,384	X: -2.70; Y: 4.00	6.53	3.15	58,658	184,832	X: -2.70; Y: 4.00	6.53
3.79	67,346	255,380	X: -2.70; Y: 4.00	6.93	3.43	67,346	230,878	X: -2.70; Y: 4.00	6.93
4.12	75,830	312,161	X: -2.70; Y: 4.00	7.33	3.70	75,830	280,946	X: -2.70; Y: 4.00	7.33
4.49	83,127	373,005	X: -2.70; Y: 4.00	7.73	4.02	83,127	334,354	X: -2.70; Y: 4.00	7.73
4.81	91,363	439,338	X: -2.70; Y: 4.00	8.13	4.30	91,363	392,504	X: -2.70; Y: 4.00	8.13
5.13	99,453	510,345	X: -2.70; Y: 4.00	8.53	4.57	99,453	454,585	X: -2.70; Y: 4.00	8.53
5.46	107,356	585,994	X: -2.70; Y: 4.00	8.93	4.85	107,356	520,571	X: -2.70; Y: 4.00	8.93
5.85	113,754	665,432	X: -2.70; Y: 4.00	9.33	5.18	113,754	589,734	X: -2.70; Y: 4.00	9.33
3.21	30,898	99,298	X: -3.20; Y: 4.00	5.64	2.95	30,898	91,230	X: -3.20; Y: 4.00	5.64
3.44	40,778	140,217	X: -3.20; Y: 4.00	6.04	3.14	40,778	127,954	X: -3.20; Y: 4.00	6.04
3.70	50,249	186,126	X: -3.20; Y: 4.00	6.44	3.36	50,249	168,866	X: -3.20; Y: 4.00	6.44
4.03	58,610	236,365	X: -3.20; Y: 4.00	6.84	3.64	58,610	213,325	X: -3.20; Y: 4.00	6.84
4.33	67,472	292,046	X: -3.20; Y: 4.00	7.24	3.89	67,472	262,486	X: -3.20; Y: 4.00	7.24
4.63	76,123	352,499	X: -3.20; Y: 4.00	7.64	4.15	76,123	315,662	X: -3.20; Y: 4.00	7.64
4.94	84,586	417,670	X: -3.20; Y: 4.00	8.04	4.41	84,586	372,805	X: -3.20; Y: 4.00	8.04
5.25	92,859	487,515	X: -3.20; Y: 4.00	8.44	4.67	92,859	433,879	X: -3.20; Y: 4.00	8.44
5.62	99,835	561,332	X: -3.20; Y: 4.00	8.84	4.99	99,835	498,280	X: -3.20; Y: 4.00	8.84
5.93	107,990	640,634	X: -3.20; Y: 4.00	9.24	5.25	107,990	567,360	X: -3.20; Y: 4.00	9.24
6.27	115,507	724,568	X: -3.20; Y: 4.00	9.64	5.54	115,507	640,391	X: -3.20; Y: 4.00	9.64
4.22	30,068	126,800	X: -3.70; Y: 4.00	5.98	3.84	30,068	115,593	X: -3.70; Y: 4.00	5.98
4.28	40,105	171,806	X: -3.70; Y: 4.00	6.38	3.88	40,105	155,695	X: -3.70; Y: 4.00	6.38
4.46	49,763	221,752	X: -3.70; Y: 4.00	6.78	4.02	49,763	199,970	X: -3.70; Y: 4.00	6.78
4.68	59,102	276,553	X: -3.70; Y: 4.00	7.18	4.20	59,102	248,338	X: -3.70; Y: 4.00	7.18
4.93	68,161	336,136	X: -3.70; Y: 4.00	7.58	4.41	68,161	300,735	X: -3.70; Y: 4.00	7.58
5.27	75,833	399,682	X: -3.70; Y: 4.00	7.98	4.70	75,833	356,389	X: -3.70; Y: 4.00	7.98
5.55	84,543	468,833	X: -3.70; Y: 4.00	8.38	4.93	84,543	416,893	X: -3.70; Y: 4.00	8.38
5.83	93,094	542,654	X: -3.70; Y: 4.00	8.78	5.17	93,094	481,325	X: -3.70; Y: 4.00	8.78
6.15	100,949	621,147	X: -3.70; Y: 4.00	9.18	5.45	100,949	549,763	X: -3.70; Y: 4.00	9.18
6.53	107,689	703,311	X: -3.70; Y: 4.00	9.58	5.77	107,689	621,199	X: -3.70; Y: 4.00	9.58
6.82	116,021	791,191	X: -3.70; Y: 4.00	9.98	6.01	116,021	697,515	X: -3.70; Y: 4.00	9.98
5.40	29,744	160,699	X: -4.20; Y: 4.00	6.33	4.90	29,744	145,809	X: -4.20; Y: 4.00	6.33
5.25	40,011	210,031	X: -4.20; Y: 4.00	6.73	4.73	40,011	189,441	X: -4.20; Y: 4.00	6.73
5.30	49,881	264,220	X: -4.20; Y: 4.00	7.13	4.76	49,881	237,200	X: -4.20; Y: 4.00	7.13
5.44	59,401	323,201	X: -4.20; Y: 4.00	7.53	4.87	59,401	289,014	X: -4.20; Y: 4.00	7.53
5.71	67,659	386,305	X: -4.20; Y: 4.00	7.93	5.09	67,659	344,265	X: -4.20; Y: 4.00	7.93
5.93	76,744	454,869	X: -4.20; Y: 4.00	8.33	5.27	76,744	404,216	X: -4.20; Y: 4.00	8.33
6.21	85,064	528,152	X: -4.20; Y: 4.00	8.73	5.50	85,064	468,248	X: -4.20; Y: 4.00	8.73

Bishop					Fellenius				
CS	FrzRbit	FrzRes	Centro	Raggio	CS	FrzRbit	FrzRes	Centro	Raggio
	[N]	[N]	[m]	[m]		[N]	[N]	[m]	[m]
6.46	93,747	606,028	X: -4.20; Y: 4.00	9.13	5.72	93,747	536,035	X: -4.20; Y: 4.00	9.13
6.81	100,969	687,794	X: -4.20; Y: 4.00	9.53	6.01	100,969	607,121	X: -4.20; Y: 4.00	9.53
7.08	109,530	775,105	X: -4.20; Y: 4.00	9.93	6.23	109,530	682,913	X: -4.20; Y: 4.00	9.93
7.35	117,880	866,998	X: -4.20; Y: 4.00	10.33	6.47	117,880	762,565	X: -4.20; Y: 4.00	10.33
1.77	31,013	54,869	X: 0.30; Y: 4.50	4.91	1.77	31,013	54,818	X: 0.30; Y: 4.50	4.91
1.99	40,804	81,175	X: 0.30; Y: 4.50	5.31	1.95	40,804	79,667	X: 0.30; Y: 4.50	5.31
2.28	49,527	113,135	X: 0.30; Y: 4.50	5.71	2.20	49,527	109,092	X: 0.30; Y: 4.50	5.71
2.60	57,851	150,486	X: 0.30; Y: 4.50	6.11	2.47	57,851	143,061	X: 0.30; Y: 4.50	6.11
2.91	66,509	193,435	X: 0.30; Y: 4.50	6.51	2.73	66,509	181,886	X: 0.30; Y: 4.50	6.51
3.23	74,613	240,948	X: 0.30; Y: 4.50	6.91	3.01	74,613	224,464	X: 0.30; Y: 4.50	6.91
3.57	81,967	292,874	X: 0.30; Y: 4.50	7.31	3.30	81,967	270,674	X: 0.30; Y: 4.50	7.31
3.90	89,786	350,110	X: 0.30; Y: 4.50	7.71	3.58	89,786	321,474	X: 0.30; Y: 4.50	7.71
4.23	97,516	412,126	X: 0.30; Y: 4.50	8.11	3.86	97,516	376,302	X: 0.30; Y: 4.50	8.11
4.55	105,161	478,877	X: 0.30; Y: 4.50	8.51	4.14	105,161	435,118	X: 0.30; Y: 4.50	8.51
4.88	112,719	550,321	X: 0.30; Y: 4.50	8.91	4.42	112,719	497,887	X: 0.30; Y: 4.50	8.91
1.50	29,023	43,678	X: -0.20; Y: 4.50	4.84	1.52	29,023	44,238	X: -0.20; Y: 4.50	4.84
1.77	38,958	68,907	X: -0.20; Y: 4.50	5.24	1.75	38,958	68,080	X: -0.20; Y: 4.50	5.24
2.06	48,525	99,921	X: -0.20; Y: 4.50	5.64	1.99	48,525	96,756	X: -0.20; Y: 4.50	5.64
2.39	57,077	136,462	X: -0.20; Y: 4.50	6.04	2.28	57,077	130,002	X: -0.20; Y: 4.50	6.04
2.73	65,271	178,161	X: -0.20; Y: 4.50	6.44	2.57	65,271	167,615	X: -0.20; Y: 4.50	6.44
3.07	73,319	224,850	X: -0.20; Y: 4.50	6.84	2.86	73,319	209,462	X: -0.20; Y: 4.50	6.84
3.40	81,253	276,436	X: -0.20; Y: 4.50	7.24	3.14	81,253	255,455	X: -0.20; Y: 4.50	7.24
3.74	89,079	332,848	X: -0.20; Y: 4.50	7.64	3.43	89,079	305,527	X: -0.20; Y: 4.50	7.64
4.07	96,805	394,032	X: -0.20; Y: 4.50	8.04	3.71	96,805	359,625	X: -0.20; Y: 4.50	8.04
4.40	104,431	459,944	X: -0.20; Y: 4.50	8.44	4.00	104,431	417,707	X: -0.20; Y: 4.50	8.44
4.77	111,063	529,955	X: -0.20; Y: 4.50	8.84	4.31	111,063	479,189	X: -0.20; Y: 4.50	8.84
1.34	30,615	41,140	X: -0.70; Y: 4.50	4.94	1.37	30,615	41,918	X: -0.70; Y: 4.50	4.94
1.68	40,417	68,100	X: -0.70; Y: 4.50	5.34	1.66	40,417	67,073	X: -0.70; Y: 4.50	5.34
2.04	49,189	100,526	X: -0.70; Y: 4.50	5.74	1.97	49,189	96,744	X: -0.70; Y: 4.50	5.74
2.39	57,931	138,735	X: -0.70; Y: 4.50	6.14	2.27	57,931	131,470	X: -0.70; Y: 4.50	6.14
2.74	66,227	181,633	X: -0.70; Y: 4.50	6.54	2.57	66,227	170,091	X: -0.70; Y: 4.50	6.54
3.09	74,365	229,470	X: -0.70; Y: 4.50	6.94	2.86	74,365	212,897	X: -0.70; Y: 4.50	6.94
3.43	82,350	282,165	X: -0.70; Y: 4.50	7.34	3.15	82,350	259,813	X: -0.70; Y: 4.50	7.34
3.79	89,526	339,175	X: -0.70; Y: 4.50	7.74	3.47	89,526	310,294	X: -0.70; Y: 4.50	7.74
4.13	97,278	401,483	X: -0.70; Y: 4.50	8.14	3.76	97,278	365,353	X: -0.70; Y: 4.50	8.14
4.46	104,947	468,520	X: -0.70; Y: 4.50	8.54	4.04	104,947	424,398	X: -0.70; Y: 4.50	8.54
4.80	112,534	540,251	X: -0.70; Y: 4.50	8.94	4.33	112,534	487,397	X: -0.70; Y: 4.50	8.94
1.36	31,494	42,885	X: -1.20; Y: 4.50	5.08	1.37	31,494	43,121	X: -1.20; Y: 4.50	5.08
1.77	40,807	72,115	X: -1.20; Y: 4.50	5.48	1.72	40,807	70,136	X: -1.20; Y: 4.50	5.48
2.15	49,503	106,486	X: -1.20; Y: 4.50	5.88	2.05	49,503	101,479	X: -1.20; Y: 4.50	5.88
2.48	58,842	145,905	X: -1.20; Y: 4.50	6.28	2.33	58,842	137,180	X: -1.20; Y: 4.50	6.28
2.84	67,173	190,504	X: -1.20; Y: 4.50	6.68	2.64	67,173	177,245	X: -1.20; Y: 4.50	6.68
3.19	75,331	240,039	X: -1.20; Y: 4.50	7.08	2.94	75,331	221,499	X: -1.20; Y: 4.50	7.08
3.53	83,339	294,433	X: -1.20; Y: 4.50	7.48	3.24	83,339	269,863	X: -1.20; Y: 4.50	7.48
3.88	91,219	353,625	X: -1.20; Y: 4.50	7.88	3.53	91,219	322,280	X: -1.20; Y: 4.50	7.88
4.22	98,985	417,566	X: -1.20; Y: 4.50	8.28	3.83	98,985	378,703	X: -1.20; Y: 4.50	8.28
4.56	106,641	486,215	X: -1.20; Y: 4.50	8.68	4.12	106,641	439,094	X: -1.20; Y: 4.50	8.68
4.94	113,221	558,908	X: -1.20; Y: 4.50	9.08	4.44	113,221	502,838	X: -1.20; Y: 4.50	9.08
1.57	31,381	49,382	X: -1.70; Y: 4.50	5.26	1.54	31,381	48,433	X: -1.70; Y: 4.50	5.26
1.94	41,518	80,582	X: -1.70; Y: 4.50	5.66	1.86	41,518	77,145	X: -1.70; Y: 4.50	5.66
2.32	50,529	117,285	X: -1.70; Y: 4.50	6.06	2.19	50,529	110,523	X: -1.70; Y: 4.50	6.06
2.69	59,105	159,137	X: -1.70; Y: 4.50	6.46	2.51	59,105	148,284	X: -1.70; Y: 4.50	6.46
3.05	67,521	205,973	X: -1.70; Y: 4.50	6.86	2.82	67,521	190,270	X: -1.70; Y: 4.50	6.86
3.40	75,782	257,710	X: -1.70; Y: 4.50	7.26	3.12	75,782	236,400	X: -1.70; Y: 4.50	7.26
3.75	83,903	314,279	X: -1.70; Y: 4.50	7.66	3.42	83,903	286,612	X: -1.70; Y: 4.50	7.66
4.09	91,896	375,624	X: -1.70; Y: 4.50	8.06	3.71	91,896	340,852	X: -1.70; Y: 4.50	8.06
4.43	99,767	441,701	X: -1.70; Y: 4.50	8.46	4.00	99,767	399,078	X: -1.70; Y: 4.50	8.46
4.80	106,562	511,830	X: -1.70; Y: 4.50	8.86	4.32	106,562	460,653	X: -1.70; Y: 4.50	8.86
5.14	114,323	587,394	X: -1.70; Y: 4.50	9.26	4.61	114,323	526,912	X: -1.70; Y: 4.50	9.26
1.89	31,660	59,823	X: -2.20; Y: 4.50	5.48	1.81	31,660	57,267	X: -2.20; Y: 4.50	5.48
2.29	40,991	94,058	X: -2.20; Y: 4.50	5.88	2.16	40,991	88,617	X: -2.20; Y: 4.50	5.88
2.62	50,877	133,398	X: -2.20; Y: 4.50	6.28	2.44	50,877	124,260	X: -2.20; Y: 4.50	6.28
2.98	59,689	177,955	X: -2.20; Y: 4.50	6.68	2.75	59,689	164,345	X: -2.20; Y: 4.50	6.68
3.33	68,273	227,476	X: -2.20; Y: 4.50	7.08	3.06	68,273	208,624	X: -2.20; Y: 4.50	7.08
3.68	76,661	281,877	X: -2.20; Y: 4.50	7.48	3.35	76,661	257,022	X: -2.20; Y: 4.50	7.48
4.02	84,884	341,091	X: -2.20; Y: 4.50	7.88	3.65	84,884	309,478	X: -2.20; Y: 4.50	7.88
4.36	92,960	405,066	X: -2.20; Y: 4.50	8.28	3.94	92,960	365,946	X: -2.20; Y: 4.50	8.28
4.70	100,899	473,758	X: -2.20; Y: 4.50	8.68	4.23	100,899	426,386	X: -2.20; Y: 4.50	8.68
5.07	107,710	546,476	X: -2.20; Y: 4.50	9.08	4.55	107,710	490,158	X: -2.20; Y: 4.50	9.08
5.41	115,532	624,644	X: -2.20; Y: 4.50	9.48	4.84	115,532	558,620	X: -2.20; Y: 4.50	9.48
2.37	31,567	74,931	X: -2.70; Y: 4.50	5.74	2.23	31,567	70,352	X: -2.70; Y: 4.50	5.74
2.72	41,475	112,866	X: -2.70; Y: 4.50	6.14	2.53	41,475	105,021	X: -2.70; Y: 4.50	6.14
3.06	50,784	155,555	X: -2.70; Y: 4.50	6.54	2.83	50,784	143,567	X: -2.70; Y: 4.50	6.54
3.40	59,818	203,242	X: -2.70; Y: 4.50	6.94	3.11	59,818	186,312	X: -2.70; Y: 4.50	6.94
3.69	69,261	255,759	X: -2.70; Y: 4.50	7.34	3.36	69,261	233,060	X: -2.70; Y: 4.50	7.34
4.09	76,475	312,748	X: -2.70; Y: 4.50	7.74	3.71	76,475	283,607	X: -2.70; Y: 4.50	7.74
4.42	84,870	375,007	X: -2.70; Y: 4.50	8.14	3.99	84,870	338,644	X: -2.70; Y: 4.50	8.14
4.75	93,125	442,015	X: -2.70; Y: 4.50	8.54	4.27	93,125	397,677	X: -2.70; Y: 4.50	8.54
5.07	101,245	513,732	X: -2.70; Y: 4.50	8.94	4.55	101,245	460,673	X: -2.70; Y: 4.50	8.94
5.40	109,229	590,121	X: -2.70; Y: 4.50	9.34	4.83	109,229	527,600	X: -2.70; Y: 4.50	9.34
5.78	116,054	670,522	X: -2.70; Y: 4.50	9.74	5.15	116,054	597,883	X: -2.70; Y: 4.50	9.74
3.03	31,545	95,581	X: -3.20; Y: 4.50	6.03	2.81	31,545	88,672	X: -3.20; Y: 4.50	6.03
3.30	41,369	136,692	X: -3.20; Y: 4.50	6.43	3.04	41,369	125,908	X: -3.20; Y: 4.50	6.43

Bishop					Fellenius				
CS	FrzRbit	FrzRes	Centro	Raggio	CS	FrzRbit	FrzRes	Centro	Raggio
	[N]	[N]	[m]	[m]		[N]	[N]	[m]	[m]
3.60	50,810	182,886	X: -3.20; Y: 4.50	6.83	3.29	50,810	167,415	X: -3.20; Y: 4.50	6.83
3.90	59,985	234,042	X: -3.20; Y: 4.50	7.23	3.55	59,985	213,087	X: -3.20; Y: 4.50	7.23
4.21	68,920	290,073	X: -3.20; Y: 4.50	7.63	3.81	68,920	262,860	X: -3.20; Y: 4.50	7.63
4.52	77,642	350,914	X: -3.20; Y: 4.50	8.03	4.08	77,642	316,677	X: -3.20; Y: 4.50	8.03
4.83	86,166	416,508	X: -3.20; Y: 4.50	8.43	4.35	86,166	374,495	X: -3.20; Y: 4.50	8.43
5.19	93,667	486,269	X: -3.20; Y: 4.50	8.83	4.65	93,667	435,772	X: -3.20; Y: 4.50	8.83
5.51	101,971	561,385	X: -3.20; Y: 4.50	9.23	4.92	101,971	501,642	X: -3.20; Y: 4.50	9.23
5.82	110,088	641,173	X: -3.20; Y: 4.50	9.63	5.19	110,088	571,446	X: -3.20; Y: 4.50	9.63
6.15	118,052	725,595	X: -3.20; Y: 4.50	10.03	5.46	118,052	645,154	X: -3.20; Y: 4.50	10.03
3.88	31,339	121,509	X: -3.70; Y: 4.50	6.35	3.57	31,339	111,835	X: -3.70; Y: 4.50	6.35
4.02	41,450	166,526	X: -3.70; Y: 4.50	6.75	3.67	41,450	152,304	X: -3.70; Y: 4.50	6.75
4.23	51,163	216,535	X: -3.70; Y: 4.50	7.15	3.85	51,163	196,976	X: -3.70; Y: 4.50	7.15
4.49	60,521	271,443	X: -3.70; Y: 4.50	7.55	4.06	60,521	245,777	X: -3.70; Y: 4.50	7.55
4.80	68,925	330,693	X: -3.70; Y: 4.50	7.95	4.33	68,925	298,162	X: -3.70; Y: 4.50	7.95
5.08	77,796	395,277	X: -3.70; Y: 4.50	8.35	4.57	77,796	355,139	X: -3.70; Y: 4.50	8.35
5.37	86,473	464,608	X: -3.70; Y: 4.50	8.75	4.81	86,473	416,110	X: -3.70; Y: 4.50	8.75
5.67	94,968	538,641	X: -3.70; Y: 4.50	9.15	5.07	94,968	481,040	X: -3.70; Y: 4.50	9.15
6.04	102,159	616,615	X: -3.70; Y: 4.50	9.55	5.38	102,159	549,242	X: -3.70; Y: 4.50	9.55
6.34	110,482	700,120	X: -3.70; Y: 4.50	9.95	5.63	110,482	622,194	X: -3.70; Y: 4.50	9.95
6.64	118,682	788,259	X: -3.70; Y: 4.50	10.35	5.89	118,682	699,042	X: -3.70; Y: 4.50	10.35
4.99	30,556	152,623	X: -4.20; Y: 4.50	6.68	4.57	30,556	139,642	X: -4.20; Y: 4.50	6.68
4.95	40,789	201,773	X: -4.20; Y: 4.50	7.08	4.50	40,789	183,516	X: -4.20; Y: 4.50	7.08
5.05	50,649	255,861	X: -4.20; Y: 4.50	7.48	4.57	50,649	231,576	X: -4.20; Y: 4.50	7.48
5.23	60,194	314,815	X: -4.20; Y: 4.50	7.88	4.71	60,194	283,749	X: -4.20; Y: 4.50	7.88
5.45	69,464	378,571	X: -4.20; Y: 4.50	8.28	4.89	69,464	339,975	X: -4.20; Y: 4.50	8.28
5.70	78,487	447,078	X: -4.20; Y: 4.50	8.68	5.10	78,487	400,206	X: -4.20; Y: 4.50	8.68
6.02	86,286	519,635	X: -4.20; Y: 4.50	9.08	5.38	86,286	463,798	X: -4.20; Y: 4.50	9.08
6.29	95,011	597,669	X: -4.20; Y: 4.50	9.48	5.60	95,011	532,102	X: -4.20; Y: 4.50	9.48
6.60	103,089	680,399	X: -4.20; Y: 4.50	9.88	5.86	103,089	604,436	X: -4.20; Y: 4.50	9.88
6.88	111,511	767,727	X: -4.20; Y: 4.50	10.28	6.10	111,511	680,559	X: -4.20; Y: 4.50	10.28
7.25	118,474	858,892	X: -4.20; Y: 4.50	10.68	6.41	118,474	759,918	X: -4.20; Y: 4.50	10.68
1.84	31,337	57,532	X: 0.30; Y: 5.00	5.40	1.84	31,337	57,545	X: 0.30; Y: 5.00	5.40
2.06	41,210	84,826	X: 0.30; Y: 5.00	5.80	2.02	41,210	83,433	X: 0.30; Y: 5.00	5.80
2.36	50,055	118,029	X: 0.30; Y: 5.00	6.20	2.28	50,055	114,175	X: 0.30; Y: 5.00	6.20
2.64	59,383	156,554	X: 0.30; Y: 5.00	6.60	2.52	59,383	149,545	X: 0.30; Y: 5.00	6.60
2.96	67,791	200,407	X: 0.30; Y: 5.00	7.00	2.79	67,791	189,323	X: 0.30; Y: 5.00	7.00
3.27	76,479	249,718	X: 0.30; Y: 5.00	7.40	3.06	76,479	233,820	X: 0.30; Y: 5.00	7.40
3.60	84,114	303,189	X: 0.30; Y: 5.00	7.80	3.35	84,114	281,654	X: 0.30; Y: 5.00	7.80
3.93	92,063	361,941	X: 0.30; Y: 5.00	8.20	3.63	92,063	334,043	X: 0.30; Y: 5.00	8.20
4.26	99,898	425,515	X: 0.30; Y: 5.00	8.60	3.91	99,898	390,503	X: 0.30; Y: 5.00	8.60
4.59	107,633	493,862	X: 0.30; Y: 5.00	9.00	4.19	107,633	450,987	X: 0.30; Y: 5.00	9.00
4.92	115,275	566,942	X: 0.30; Y: 5.00	9.40	4.47	115,275	515,460	X: 0.30; Y: 5.00	9.40
1.53	30,142	46,026	X: -0.20; Y: 5.00	5.34	1.55	30,142	46,768	X: -0.20; Y: 5.00	5.34
1.81	40,042	72,418	X: -0.20; Y: 5.00	5.74	1.79	40,042	71,761	X: -0.20; Y: 5.00	5.74
2.13	49,253	105,091	X: -0.20; Y: 5.00	6.14	2.07	49,253	102,062	X: -0.20; Y: 5.00	6.14
2.47	57,814	143,024	X: -0.20; Y: 5.00	6.54	2.37	57,814	136,761	X: -0.20; Y: 5.00	6.54
2.78	66,965	186,040	X: -0.20; Y: 5.00	6.94	2.63	66,965	175,872	X: -0.20; Y: 5.00	6.94
3.11	75,223	234,219	X: -0.20; Y: 5.00	7.34	2.92	75,223	219,287	X: -0.20; Y: 5.00	7.34
3.45	83,326	287,348	X: -0.20; Y: 5.00	7.74	3.20	83,326	266,897	X: -0.20; Y: 5.00	7.74
3.78	91,293	345,353	X: -0.20; Y: 5.00	8.14	3.49	91,293	318,632	X: -0.20; Y: 5.00	8.14
4.12	99,139	408,174	X: -0.20; Y: 5.00	8.54	3.78	99,139	374,434	X: -0.20; Y: 5.00	8.54
4.45	106,874	475,764	X: -0.20; Y: 5.00	8.94	4.06	106,874	434,259	X: -0.20; Y: 5.00	8.94
4.79	114,505	548,082	X: -0.20; Y: 5.00	9.34	4.35	114,505	498,073	X: -0.20; Y: 5.00	9.34
1.42	30,878	43,851	X: -0.70; Y: 5.00	5.42	1.45	30,878	44,636	X: -0.70; Y: 5.00	5.42
1.75	40,908	71,700	X: -0.70; Y: 5.00	5.82	1.73	40,908	70,794	X: -0.70; Y: 5.00	5.82
2.12	49,723	105,349	X: -0.70; Y: 5.00	6.22	2.05	49,723	101,780	X: -0.70; Y: 5.00	6.22
2.44	59,092	144,227	X: -0.70; Y: 5.00	6.62	2.32	59,092	137,322	X: -0.70; Y: 5.00	6.62
2.78	67,943	188,810	X: -0.70; Y: 5.00	7.02	2.62	67,943	177,765	X: -0.70; Y: 5.00	7.02
3.12	76,281	238,062	X: -0.70; Y: 5.00	7.42	2.91	76,281	222,080	X: -0.70; Y: 5.00	7.42
3.46	84,436	292,225	X: -0.70; Y: 5.00	7.82	3.20	84,436	270,555	X: -0.70; Y: 5.00	7.82
3.82	91,854	350,790	X: -0.70; Y: 5.00	8.22	3.51	91,854	322,665	X: -0.70; Y: 5.00	8.22
4.16	99,705	414,631	X: -0.70; Y: 5.00	8.62	3.80	99,705	379,335	X: -0.70; Y: 5.00	8.62
4.50	107,457	483,240	X: -0.70; Y: 5.00	9.02	4.09	107,457	440,029	X: -0.70; Y: 5.00	9.02
4.83	115,119	556,578	X: -0.70; Y: 5.00	9.42	4.38	115,119	504,714	X: -0.70; Y: 5.00	9.42
1.41	31,847	45,022	X: -1.20; Y: 5.00	5.55	1.43	31,847	45,425	X: -1.20; Y: 5.00	5.55
1.82	41,184	75,057	X: -1.20; Y: 5.00	5.95	1.78	41,184	73,330	X: -1.20; Y: 5.00	5.95
2.16	50,989	110,338	X: -1.20; Y: 5.00	6.35	2.07	50,989	105,795	X: -1.20; Y: 5.00	6.35
2.53	59,809	151,035	X: -1.20; Y: 5.00	6.75	2.39	59,809	142,836	X: -1.20; Y: 5.00	6.75
2.88	68,265	196,853	X: -1.20; Y: 5.00	7.15	2.70	68,265	184,236	X: -1.20; Y: 5.00	7.15
3.24	76,553	247,656	X: -1.20; Y: 5.00	7.55	3.00	76,553	229,873	X: -1.20; Y: 5.00	7.55
3.58	84,706	303,364	X: -1.20; Y: 5.00	7.95	3.30	84,706	279,662	X: -1.20; Y: 5.00	7.95
3.92	92,735	363,913	X: -1.20; Y: 5.00	8.35	3.60	92,735	333,545	X: -1.20; Y: 5.00	8.35
4.26	100,650	429,251	X: -1.20; Y: 5.00	8.75	3.89	100,650	391,473	X: -1.20; Y: 5.00	8.75
4.60	108,458	499,337	X: -1.20; Y: 5.00	9.15	4.18	108,458	453,406	X: -1.20; Y: 5.00	9.15
4.94	116,163	574,135	X: -1.20; Y: 5.00	9.55	4.47	116,163	519,312	X: -1.20; Y: 5.00	9.55
1.59	31,589	50,373	X: -1.70; Y: 5.00	5.72	1.57	31,589	49,707	X: -1.70; Y: 5.00	5.72
1.96	42,107	82,575	X: -1.70; Y: 5.00	6.12	1.89	42,107	79,607	X: -1.70; Y: 5.00	6.12
2.35	51,128	120,244	X: -1.70; Y: 5.00	6.52	2.23	51,128	114,092	X: -1.70; Y: 5.00	6.52
2.72	59,952	163,083	X: -1.70; Y: 5.00	6.92	2.55	59,952	152,986	X: -1.70; Y: 5.00	6.92
3.05	69,244	210,887	X: -1.70; Y: 5.00	7.32	2.83	69,244	196,096	X: -1.70; Y: 5.00	7.32
3.40	77,650	263,742	X: -1.70; Y: 5.00	7.72	3.14	77,650	243,482	X: -1.70; Y: 5.00	7.72
3.74	85,889	321,474	X: -1.70; Y: 5.00	8.12	3.43	85,889	294,990	X: -1.70; Y: 5.00	8.12
4.09	93,977	384,025	X: -1.70; Y: 5.00	8.52	3.73	93,977	350,568	X: -1.70; Y: 5.00	8.52

Bishop					Fellenius				
CS	FrzRbit	FrzRes	Centro	Raggio	CS	FrzRbit	FrzRes	Centro	Raggio
	[N]	[N]	[m]	[m]		[N]	[N]	[m]	[m]
4.43	101,931	451,347	X: -1.70; Y: 5.00	8.92	4.02	101,931	410,171	X: -1.70; Y: 5.00	8.92
4.77	109,760	523,401	X: -1.70; Y: 5.00	9.32	4.32	109,760	473,763	X: -1.70; Y: 5.00	9.32
5.14	116,747	599,680	X: -1.70; Y: 5.00	9.72	4.63	116,747	540,876	X: -1.70; Y: 5.00	9.72
1.87	31,905	59,702	X: -2.20; Y: 5.00	5.93	1.81	31,905	57,632	X: -2.20; Y: 5.00	5.93
2.23	42,458	94,779	X: -2.20; Y: 5.00	6.33	2.12	42,458	90,043	X: -2.20; Y: 5.00	6.33
2.61	51,765	135,025	X: -2.20; Y: 5.00	6.73	2.45	51,765	126,770	X: -2.20; Y: 5.00	6.73
2.97	60,739	180,413	X: -2.20; Y: 5.00	7.13	2.76	60,739	167,859	X: -2.20; Y: 5.00	7.13
3.33	69,415	230,821	X: -2.20; Y: 5.00	7.53	3.07	69,415	213,198	X: -2.20; Y: 5.00	7.53
3.67	77,917	286,150	X: -2.20; Y: 5.00	7.93	3.37	77,917	262,694	X: -2.20; Y: 5.00	7.93
4.01	86,260	346,332	X: -2.20; Y: 5.00	8.33	3.67	86,260	316,285	X: -2.20; Y: 5.00	8.33
4.35	94,458	411,315	X: -2.20; Y: 5.00	8.73	3.96	94,458	373,922	X: -2.20; Y: 5.00	8.73
4.69	102,521	481,052	X: -2.20; Y: 5.00	9.13	4.25	102,521	435,567	X: -2.20; Y: 5.00	9.13
5.06	109,667	554,966	X: -2.20; Y: 5.00	9.53	4.57	109,667	500,673	X: -2.20; Y: 5.00	9.53
5.39	117,576	634,214	X: -2.20; Y: 5.00	9.93	4.85	117,576	570,362	X: -2.20; Y: 5.00	9.93
2.29	32,234	73,935	X: -2.70; Y: 5.00	6.17	2.18	32,234	70,124	X: -2.70; Y: 5.00	6.17
2.67	41,868	111,920	X: -2.70; Y: 5.00	6.57	2.51	41,868	105,000	X: -2.70; Y: 5.00	6.57
2.98	51,954	155,036	X: -2.70; Y: 5.00	6.97	2.77	51,954	144,149	X: -2.70; Y: 5.00	6.97
3.33	61,040	203,354	X: -2.70; Y: 5.00	7.37	3.08	61,040	187,743	X: -2.70; Y: 5.00	7.37
3.67	69,885	256,650	X: -2.70; Y: 5.00	7.77	3.37	69,885	235,540	X: -2.70; Y: 5.00	7.77
4.01	78,521	314,847	X: -2.70; Y: 5.00	8.17	3.66	78,521	287,470	X: -2.70; Y: 5.00	8.17
4.34	86,974	377,881	X: -2.70; Y: 5.00	8.57	3.95	86,974	343,476	X: -2.70; Y: 5.00	8.57
4.68	95,268	445,699	X: -2.70; Y: 5.00	8.97	4.24	95,268	403,516	X: -2.70; Y: 5.00	8.97
5.01	103,413	518,259	X: -2.70; Y: 5.00	9.37	4.52	103,413	467,549	X: -2.70; Y: 5.00	9.37
5.34	111,419	595,525	X: -2.70; Y: 5.00	9.77	4.81	111,419	535,545	X: -2.70; Y: 5.00	9.77
5.71	118,514	676,975	X: -2.70; Y: 5.00	10.17	5.12	118,514	607,038	X: -2.70; Y: 5.00	10.17
2.89	32,043	92,574	X: -3.20; Y: 5.00	6.44	2.70	32,043	86,620	X: -3.20; Y: 5.00	6.44
3.19	42,172	134,356	X: -3.20; Y: 5.00	6.84	2.96	42,172	124,837	X: -3.20; Y: 5.00	6.84
3.50	51,734	180,955	X: -3.20; Y: 5.00	7.24	3.23	51,734	167,005	X: -3.20; Y: 5.00	7.24
3.81	61,015	232,564	X: -3.20; Y: 5.00	7.64	3.50	61,015	213,382	X: -3.20; Y: 5.00	7.64
4.13	70,038	289,095	X: -3.20; Y: 5.00	8.04	3.77	70,038	263,902	X: -3.20; Y: 5.00	8.04
4.47	78,225	350,016	X: -3.20; Y: 5.00	8.44	4.07	78,225	318,038	X: -3.20; Y: 5.00	8.44
4.79	86,833	416,246	X: -3.20; Y: 5.00	8.84	4.34	86,833	376,746	X: -3.20; Y: 5.00	8.84
5.11	95,288	487,248	X: -3.20; Y: 5.00	9.24	4.61	95,288	439,474	X: -3.20; Y: 5.00	9.24
5.43	103,601	562,981	X: -3.20; Y: 5.00	9.64	4.89	103,601	506,184	X: -3.20; Y: 5.00	9.64
5.76	111,776	643,412	X: -3.20; Y: 5.00	10.04	5.16	111,776	576,849	X: -3.20; Y: 5.00	10.04
6.08	119,814	728,510	X: -3.20; Y: 5.00	10.44	5.44	119,814	651,445	X: -3.20; Y: 5.00	10.44
3.66	31,922	116,734	X: -3.70; Y: 5.00	6.73	3.39	31,922	108,315	X: -3.70; Y: 5.00	6.73
3.85	41,995	161,870	X: -3.70; Y: 5.00	7.13	3.55	41,995	149,236	X: -3.70; Y: 5.00	7.13
4.10	51,671	212,087	X: -3.70; Y: 5.00	7.53	3.76	51,671	194,444	X: -3.70; Y: 5.00	7.53
4.38	61,071	267,275	X: -3.70; Y: 5.00	7.93	3.99	61,071	243,830	X: -3.70; Y: 5.00	7.93
4.66	70,228	327,355	X: -3.70; Y: 5.00	8.33	4.23	70,228	297,334	X: -3.70; Y: 5.00	8.33
4.96	79,164	392,264	X: -3.70; Y: 5.00	8.73	4.48	79,164	354,904	X: -3.70; Y: 5.00	8.73
5.26	87,902	461,951	X: -3.70; Y: 5.00	9.13	4.74	87,902	416,495	X: -3.70; Y: 5.00	9.13
5.60	95,645	535,815	X: -3.70; Y: 5.00	9.53	5.03	95,645	481,545	X: -3.70; Y: 5.00	9.53
5.91	104,123	615,045	X: -3.70; Y: 5.00	9.93	5.29	104,123	551,208	X: -3.70; Y: 5.00	9.93
6.22	112,460	698,967	X: -3.70; Y: 5.00	10.33	5.56	112,460	624,821	X: -3.70; Y: 5.00	10.33
6.53	120,614	787,553	X: -3.70; Y: 5.00	10.73	5.82	120,614	702,365	X: -3.70; Y: 5.00	10.73
4.61	31,691	146,224	X: -4.20; Y: 5.00	7.05	4.26	31,691	134,877	X: -4.20; Y: 5.00	7.05
4.65	41,995	195,345	X: -4.20; Y: 5.00	7.45	4.26	41,995	179,089	X: -4.20; Y: 5.00	7.45
4.81	51,910	249,456	X: -4.20; Y: 5.00	7.85	4.38	51,910	227,519	X: -4.20; Y: 5.00	7.85
5.02	61,476	308,477	X: -4.20; Y: 5.00	8.25	4.56	61,476	280,096	X: -4.20; Y: 5.00	8.25
5.30	70,131	371,856	X: -4.20; Y: 5.00	8.65	4.79	70,131	336,270	X: -4.20; Y: 5.00	8.65
5.56	79,218	440,569	X: -4.20; Y: 5.00	9.05	5.01	79,218	397,038	X: -4.20; Y: 5.00	9.05
5.84	88,090	514,049	X: -4.20; Y: 5.00	9.45	5.24	88,090	461,826	X: -4.20; Y: 5.00	9.45
6.12	96,782	592,255	X: -4.20; Y: 5.00	9.85	5.48	96,782	530,595	X: -4.20; Y: 5.00	9.85
6.41	105,300	675,152	X: -4.20; Y: 5.00	10.25	5.73	105,300	603,318	X: -4.20; Y: 5.00	10.25
6.76	112,669	762,088	X: -4.20; Y: 5.00	10.65	6.03	112,669	679,416	X: -4.20; Y: 5.00	10.65
7.06	121,031	854,441	X: -4.20; Y: 5.00	11.05	6.28	121,031	760,143	X: -4.20; Y: 5.00	11.05
1.91	31,291	59,814	X: 0.30; Y: 5.50	5.89	1.91	31,291	59,815	X: 0.30; Y: 5.50	5.89
2.13	41,413	88,075	X: 0.30; Y: 5.50	6.29	2.09	41,413	86,756	X: 0.30; Y: 5.50	6.29
2.39	51,243	122,592	X: 0.30; Y: 5.50	6.69	2.32	51,243	119,043	X: 0.30; Y: 5.50	6.69
2.70	60,132	162,507	X: 0.30; Y: 5.50	7.09	2.59	60,132	155,772	X: 0.30; Y: 5.50	7.09
3.02	68,748	207,700	X: 0.30; Y: 5.50	7.49	2.87	68,748	196,983	X: 0.30; Y: 5.50	7.49
3.35	77,099	258,016	X: 0.30; Y: 5.50	7.89	3.15	77,099	242,535	X: 0.30; Y: 5.50	7.89
3.66	85,723	313,689	X: 0.30; Y: 5.50	8.29	3.41	85,723	292,707	X: 0.30; Y: 5.50	8.29
4.00	93,412	373,576	X: 0.30; Y: 5.50	8.69	3.71	93,412	346,295	X: 0.30; Y: 5.50	8.69
4.33	101,393	438,680	X: 0.30; Y: 5.50	9.09	3.99	101,393	404,370	X: 0.30; Y: 5.50	9.09
4.65	109,275	508,595	X: 0.30; Y: 5.50	9.49	4.27	109,275	466,505	X: 0.30; Y: 5.50	9.49
4.98	117,065	583,281	X: 0.30; Y: 5.50	9.89	4.55	117,065	532,665	X: 0.30; Y: 5.50	9.89
1.60	30,422	48,807	X: -0.20; Y: 5.50	5.84	1.63	30,422	49,526	X: -0.20; Y: 5.50	5.84
1.88	40,447	76,237	X: -0.20; Y: 5.50	6.24	1.87	40,447	75,616	X: -0.20; Y: 5.50	6.24
2.22	49,643	110,066	X: -0.20; Y: 5.50	6.64	2.16	49,643	107,122	X: -0.20; Y: 5.50	6.64
2.52	59,238	149,194	X: -0.20; Y: 5.50	7.04	2.42	59,238	143,223	X: -0.20; Y: 5.50	7.04
2.85	67,948	193,707	X: -0.20; Y: 5.50	7.44	2.71	67,948	183,828	X: -0.20; Y: 5.50	7.44
3.19	76,394	243,341	X: -0.20; Y: 5.50	7.84	2.99	76,394	228,783	X: -0.20; Y: 5.50	7.84
3.52	84,623	297,982	X: -0.20; Y: 5.50	8.24	3.28	84,623	277,981	X: -0.20; Y: 5.50	8.24
3.86	92,729	357,541	X: -0.20; Y: 5.50	8.64	3.57	92,729	331,347	X: -0.20; Y: 5.50	8.64
4.19	100,720	421,958	X: -0.20; Y: 5.50	9.04	3.86	100,720	388,822	X: -0.20; Y: 5.50	9.04
4.52	108,606	491,184	X: -0.20; Y: 5.50	9.44	4.15	108,606	450,357	X: -0.20; Y: 5.50	9.44
4.86	116,392	565,175	X: -0.20; Y: 5.50	9.84	4.43	116,392	515,915	X: -0.20; Y: 5.50	9.84
1.49	31,025	46,365	X: -0.70; Y: 5.50	5.91	1.52	31,025	47,133	X: -0.70; Y: 5.50	5.91
1.82	41,228	75,142	X: -0.70; Y: 5.50	6.31	1.80	41,228	74,320	X: -0.70; Y: 5.50	6.31
2.15	50,975	109,832	X: -0.70; Y: 5.50	6.71	2.09	50,975	106,547	X: -0.70; Y: 5.50	6.71

Bishop					Fellenius				
CS	FrzRbit	FrzRes	Centro	Raggio	CS	FrzRbit	FrzRes	Centro	Raggio
	[N]	[N]	[m]	[m]		[N]	[N]	[m]	[m]
2.51	59,901	150,085	X: -0.70; Y: 5.50	7.11	2.40	59,901	143,482	X: -0.70; Y: 5.50	7.11
2.85	68,790	195,897	X: -0.70; Y: 5.50	7.51	2.69	68,790	185,240	X: -0.70; Y: 5.50	7.51
3.19	77,241	246,545	X: -0.70; Y: 5.50	7.91	2.99	77,241	231,045	X: -0.70; Y: 5.50	7.91
3.53	85,538	302,153	X: -0.70; Y: 5.50	8.31	3.29	85,538	281,057	X: -0.70; Y: 5.50	8.31
3.87	93,686	362,651	X: -0.70; Y: 5.50	8.71	3.58	93,686	335,209	X: -0.70; Y: 5.50	8.71
4.23	101,199	427,599	X: -0.70; Y: 5.50	9.11	3.88	101,199	393,055	X: -0.70; Y: 5.50	9.11
4.56	109,095	497,755	X: -0.70; Y: 5.50	9.51	4.17	109,095	455,381	X: -0.70; Y: 5.50	9.51
4.90	116,901	572,678	X: -0.70; Y: 5.50	9.91	4.46	116,901	521,731	X: -0.70; Y: 5.50	9.91
1.47	32,091	47,044	X: -1.20; Y: 5.50	6.03	1.48	32,091	47,547	X: -1.20; Y: 5.50	6.03
1.84	42,116	77,565	X: -1.20; Y: 5.50	6.43	1.81	42,116	76,105	X: -1.20; Y: 5.50	6.43
2.21	51,590	114,249	X: -1.20; Y: 5.50	6.83	2.13	51,590	110,037	X: -1.20; Y: 5.50	6.83
2.58	60,407	156,128	X: -1.20; Y: 5.50	7.23	2.46	60,407	148,366	X: -1.20; Y: 5.50	7.23
2.94	69,085	203,156	X: -1.20; Y: 5.50	7.63	2.77	69,085	191,095	X: -1.20; Y: 5.50	7.63
3.26	78,194	255,156	X: -1.20; Y: 5.50	8.03	3.04	78,194	238,071	X: -1.20; Y: 5.50	8.03
3.61	86,504	312,192	X: -1.20; Y: 5.50	8.43	3.34	86,504	289,295	X: -1.20; Y: 5.50	8.43
3.95	94,664	374,114	X: -1.20; Y: 5.50	8.83	3.64	94,664	344,654	X: -1.20; Y: 5.50	8.83
4.29	102,692	440,866	X: -1.20; Y: 5.50	9.23	3.94	102,692	404,098	X: -1.20; Y: 5.50	9.23
4.63	110,600	512,405	X: -1.20; Y: 5.50	9.63	4.23	110,600	467,581	X: -1.20; Y: 5.50	9.63
4.97	118,398	588,691	X: -1.20; Y: 5.50	10.03	4.52	118,398	535,071	X: -1.20; Y: 5.50	10.03
1.58	32,699	51,525	X: -1.70; Y: 5.50	6.19	1.57	32,699	51,204	X: -1.70; Y: 5.50	6.19
2.00	42,247	84,455	X: -1.70; Y: 5.50	6.59	1.94	42,247	81,828	X: -1.70; Y: 5.50	6.59
2.35	52,334	123,134	X: -1.70; Y: 5.50	6.99	2.25	52,334	117,520	X: -1.70; Y: 5.50	6.99
2.72	61,376	167,011	X: -1.70; Y: 5.50	7.39	2.57	61,376	157,583	X: -1.70; Y: 5.50	7.39
3.08	70,196	215,995	X: -1.70; Y: 5.50	7.79	2.88	70,196	201,993	X: -1.70; Y: 5.50	7.79
3.43	78,777	269,991	X: -1.70; Y: 5.50	8.19	3.18	78,777	250,654	X: -1.70; Y: 5.50	8.19
3.77	87,133	328,917	X: -1.70; Y: 5.50	8.59	3.48	87,133	303,487	X: -1.70; Y: 5.50	8.59
4.12	95,348	392,701	X: -1.70; Y: 5.50	8.99	3.78	95,348	360,427	X: -1.70; Y: 5.50	8.99
4.46	103,436	461,295	X: -1.70; Y: 5.50	9.39	4.07	103,436	421,427	X: -1.70; Y: 5.50	9.39
4.80	111,402	534,657	X: -1.70; Y: 5.50	9.79	4.37	111,402	486,450	X: -1.70; Y: 5.50	9.79
5.16	118,628	612,319	X: -1.70; Y: 5.50	10.19	4.68	118,628	555,051	X: -1.70; Y: 5.50	10.19
1.86	32,320	60,205	X: -2.20; Y: 5.50	6.38	1.81	32,320	58,572	X: -2.20; Y: 5.50	6.38
2.24	42,727	95,565	X: -2.20; Y: 5.50	6.78	2.14	42,727	91,374	X: -2.20; Y: 5.50	6.78
2.61	52,352	136,875	X: -2.20; Y: 5.50	7.18	2.47	52,352	129,358	X: -2.20; Y: 5.50	7.18
2.98	61,415	183,154	X: -2.20; Y: 5.50	7.58	2.79	61,415	171,502	X: -2.20; Y: 5.50	7.58
3.34	70,278	234,495	X: -2.20; Y: 5.50	7.98	3.10	70,278	217,935	X: -2.20; Y: 5.50	7.98
3.66	79,522	290,748	X: -2.20; Y: 5.50	8.38	3.38	79,522	268,502	X: -2.20; Y: 5.50	8.38
4.00	87,979	351,969	X: -2.20; Y: 5.50	8.78	3.67	87,979	323,287	X: -2.20; Y: 5.50	8.78
4.34	96,273	418,030	X: -2.20; Y: 5.50	9.18	3.97	96,273	382,157	X: -2.20; Y: 5.50	9.18
4.68	104,420	488,884	X: -2.20; Y: 5.50	9.58	4.26	104,420	445,071	X: -2.20; Y: 5.50	9.58
5.04	111,805	564,045	X: -2.20; Y: 5.50	9.98	4.58	111,805	511,559	X: -2.20; Y: 5.50	9.98
5.40	119,286	644,479	X: -2.20; Y: 5.50	10.38	4.88	119,286	582,593	X: -2.20; Y: 5.50	10.38
2.25	32,472	72,947	X: -2.70; Y: 5.50	6.60	2.15	32,472	69,723	X: -2.70; Y: 5.50	6.60
2.59	43,158	111,621	X: -2.70; Y: 5.50	7.00	2.44	43,158	105,481	X: -2.70; Y: 5.50	7.00
2.95	52,709	155,510	X: -2.70; Y: 5.50	7.40	2.76	52,709	145,629	X: -2.70; Y: 5.50	7.40
3.30	61,983	204,544	X: -2.70; Y: 5.50	7.80	3.07	61,983	190,130	X: -2.70; Y: 5.50	7.80
3.65	70,932	258,615	X: -2.70; Y: 5.50	8.20	3.37	70,932	238,894	X: -2.70; Y: 5.50	8.20
3.99	79,659	317,633	X: -2.70; Y: 5.50	8.60	3.66	79,659	291,833	X: -2.70; Y: 5.50	8.60
4.32	88,216	381,524	X: -2.70; Y: 5.50	9.00	3.95	88,216	348,884	X: -2.70; Y: 5.50	9.00
4.66	96,614	450,235	X: -2.70; Y: 5.50	9.40	4.24	96,614	409,998	X: -2.70; Y: 5.50	9.40
4.99	104,868	523,724	X: -2.70; Y: 5.50	9.80	4.53	104,868	475,138	X: -2.70; Y: 5.50	9.80
5.36	112,316	601,482	X: -2.70; Y: 5.50	10.20	4.84	112,316	543,820	X: -2.70; Y: 5.50	10.20
5.69	120,382	684,503	X: -2.70; Y: 5.50	10.60	5.13	120,382	617,019	X: -2.70; Y: 5.50	10.60
2.77	32,651	90,566	X: -3.20; Y: 5.50	6.85	2.62	32,651	85,459	X: -3.20; Y: 5.50	6.85
3.11	42,539	132,373	X: -3.20; Y: 5.50	7.25	2.91	42,539	123,894	X: -3.20; Y: 5.50	7.25
3.40	52,801	179,325	X: -3.20; Y: 5.50	7.65	3.16	52,801	166,593	X: -3.20; Y: 5.50	7.65
3.73	62,127	231,465	X: -3.20; Y: 5.50	8.05	3.44	62,127	213,738	X: -3.20; Y: 5.50	8.05
4.05	71,206	288,600	X: -3.20; Y: 5.50	8.45	3.72	71,206	265,097	X: -3.20; Y: 5.50	8.45
4.38	80,066	350,651	X: -3.20; Y: 5.50	8.85	4.00	80,066	320,605	X: -3.20; Y: 5.50	8.85
4.71	88,734	417,557	X: -3.20; Y: 5.50	9.25	4.28	88,734	380,205	X: -3.20; Y: 5.50	9.25
5.03	97,232	489,269	X: -3.20; Y: 5.50	9.65	4.56	97,232	443,856	X: -3.20; Y: 5.50	9.65
5.36	105,576	565,745	X: -3.20; Y: 5.50	10.05	4.85	105,576	511,520	X: -3.20; Y: 5.50	10.05
5.69	113,775	646,949	X: -3.20; Y: 5.50	10.45	5.13	113,775	583,168	X: -3.20; Y: 5.50	10.45
6.05	121,112	732,372	X: -3.20; Y: 5.50	10.85	5.44	121,112	658,335	X: -3.20; Y: 5.50	10.85
3.48	32,383	112,726	X: -3.70; Y: 5.50	7.13	3.25	32,383	105,355	X: -3.70; Y: 5.50	7.13
3.71	42,720	158,412	X: -3.70; Y: 5.50	7.53	3.44	42,720	147,151	X: -3.70; Y: 5.50	7.53
3.98	52,501	208,957	X: -3.70; Y: 5.50	7.93	3.68	52,501	192,959	X: -3.70; Y: 5.50	7.93
4.27	61,998	264,523	X: -3.70; Y: 5.50	8.33	3.92	61,998	242,990	X: -3.70; Y: 5.50	8.33
4.56	71,237	325,025	X: -3.70; Y: 5.50	8.73	4.17	71,237	297,179	X: -3.70; Y: 5.50	8.73
4.87	80,241	390,397	X: -3.70; Y: 5.50	9.13	4.43	80,241	355,469	X: -3.70; Y: 5.50	9.13
5.20	88,502	460,193	X: -3.70; Y: 5.50	9.53	4.72	88,502	417,430	X: -3.70; Y: 5.50	9.53
5.51	97,145	535,210	X: -3.70; Y: 5.50	9.93	4.98	97,145	483,865	X: -3.70; Y: 5.50	9.93
5.82	105,640	614,978	X: -3.70; Y: 5.50	10.33	5.25	105,640	554,305	X: -3.70; Y: 5.50	10.33
6.14	113,997	699,465	X: -3.70; Y: 5.50	10.73	5.52	113,997	628,717	X: -3.70; Y: 5.50	10.73
6.45	122,216	788,643	X: -3.70; Y: 5.50	11.13	5.79	122,216	707,083	X: -3.70; Y: 5.50	11.13
4.36	32,221	140,401	X: -4.20; Y: 5.50	7.43	4.05	32,221	130,411	X: -4.20; Y: 5.50	7.43
4.46	42,501	189,583	X: -4.20; Y: 5.50	7.83	4.12	42,501	175,027	X: -4.20; Y: 5.50	7.83
4.66	52,377	243,842	X: -4.20; Y: 5.50	8.23	4.28	52,377	223,940	X: -4.20; Y: 5.50	8.23
4.89	61,978	303,075	X: -4.20; Y: 5.50	8.63	4.47	61,978	277,045	X: -4.20; Y: 5.50	8.63
5.15	71,331	367,214	X: -4.20; Y: 5.50	9.03	4.69	71,331	334,284	X: -4.20; Y: 5.50	9.03
5.42	80,462	436,196	X: -4.20; Y: 5.50	9.43	4.92	80,462	395,607	X: -4.20; Y: 5.50	9.43
5.70	89,393	509,976	X: -4.20; Y: 5.50	9.83	5.16	89,393	460,973	X: -4.20; Y: 5.50	9.83
6.00	98,138	588,514	X: -4.20; Y: 5.50	10.23	5.40	98,138	530,346	X: -4.20; Y: 5.50	10.23
6.33	106,004	671,296	X: -4.20; Y: 5.50	10.63	5.69	106,004	603,255	X: -4.20; Y: 5.50	10.63

Bishop					Fellenius				
CS	FrzRbit	FrzRes	Centro	Raggio	CS	FrzRbit	FrzRes	Centro	Raggio
	[N]	[N]	[m]	[m]		[N]	[N]	[m]	[m]
6.63	114,517	759,351	X: -4.20; Y: 5.50	11.03	5.94	114,517	680,676	X: -4.20; Y: 5.50	11.03
6.94	122,867	852,091	X: -4.20; Y: 5.50	11.43	6.20	122,867	762,047	X: -4.20; Y: 5.50	11.43
1.98	31,400	62,292	X: 0.30; Y: 6.00	6.39	1.98	31,400	62,317	X: 0.30; Y: 6.00	6.39
2.20	41,585	91,535	X: 0.30; Y: 6.00	6.79	2.17	41,585	90,279	X: 0.30; Y: 6.00	6.79
2.46	51,661	127,090	X: 0.30; Y: 6.00	7.19	2.39	51,661	123,695	X: 0.30; Y: 6.00	7.19
2.77	60,687	168,271	X: 0.30; Y: 6.00	7.59	2.67	60,687	161,769	X: 0.30; Y: 6.00	7.59
3.09	69,433	214,793	X: 0.30; Y: 6.00	7.99	2.94	69,433	204,390	X: 0.30; Y: 6.00	7.99
3.39	78,604	266,412	X: 0.30; Y: 6.00	8.39	3.20	78,604	251,420	X: 0.30; Y: 6.00	8.39
3.71	87,005	323,162	X: 0.30; Y: 6.00	8.79	3.48	87,005	302,732	X: 0.30; Y: 6.00	8.79
4.04	95,255	384,881	X: 0.30; Y: 6.00	9.19	3.76	95,255	358,255	X: 0.30; Y: 6.00	9.19
4.37	103,368	451,503	X: 0.30; Y: 6.00	9.59	4.04	103,368	417,924	X: 0.30; Y: 6.00	9.59
4.70	111,362	522,975	X: 0.30; Y: 6.00	9.99	4.33	111,362	481,691	X: 0.30; Y: 6.00	9.99
5.03	119,252	599,250	X: 0.30; Y: 6.00	10.39	4.61	119,252	549,515	X: 0.30; Y: 6.00	10.39
1.68	30,659	51,378	X: -0.20; Y: 6.00	6.33	1.70	30,659	52,078	X: -0.20; Y: 6.00	6.33
1.96	40,823	79,841	X: -0.20; Y: 6.00	6.73	1.94	40,823	79,255	X: -0.20; Y: 6.00	6.73
2.26	50,609	114,504	X: -0.20; Y: 6.00	7.13	2.21	50,609	111,738	X: -0.20; Y: 6.00	7.13
2.59	59,932	155,221	X: -0.20; Y: 6.00	7.53	2.49	59,932	149,437	X: -0.20; Y: 6.00	7.53
2.93	68,667	201,124	X: -0.20; Y: 6.00	7.93	2.79	68,667	191,498	X: -0.20; Y: 6.00	7.93
3.26	77,267	252,186	X: -0.20; Y: 6.00	8.33	3.08	77,267	237,961	X: -0.20; Y: 6.00	8.33
3.57	86,264	308,239	X: -0.20; Y: 6.00	8.73	3.35	86,264	288,713	X: -0.20; Y: 6.00	8.73
3.91	94,529	369,327	X: -0.20; Y: 6.00	9.13	3.64	94,529	343,684	X: -0.20; Y: 6.00	9.13
4.24	102,658	435,315	X: -0.20; Y: 6.00	9.53	3.92	102,658	402,803	X: -0.20; Y: 6.00	9.53
4.57	110,663	506,149	X: -0.20; Y: 6.00	9.93	4.21	110,663	466,018	X: -0.20; Y: 6.00	9.93
4.91	118,557	581,787	X: -0.20; Y: 6.00	10.33	4.50	118,557	533,290	X: -0.20; Y: 6.00	10.33
1.56	31,070	48,591	X: -0.70; Y: 6.00	6.40	1.59	31,070	49,325	X: -0.70; Y: 6.00	6.40
1.90	41,296	78,318	X: -0.70; Y: 6.00	6.80	1.88	41,296	77,529	X: -0.70; Y: 6.00	6.80
2.22	51,446	114,268	X: -0.70; Y: 6.00	7.20	2.16	51,446	111,150	X: -0.70; Y: 6.00	7.20
2.58	60,445	155,776	X: -0.70; Y: 6.00	7.60	2.47	60,445	149,426	X: -0.70; Y: 6.00	7.60
2.93	69,218	202,578	X: -0.70; Y: 6.00	8.00	2.78	69,218	192,236	X: -0.70; Y: 6.00	8.00
3.24	78,700	254,745	X: -0.70; Y: 6.00	8.40	3.05	78,700	239,734	X: -0.70; Y: 6.00	8.40
3.58	87,178	311,780	X: -0.70; Y: 6.00	8.80	3.34	87,178	291,264	X: -0.70; Y: 6.00	8.80
3.91	95,486	373,754	X: -0.70; Y: 6.00	9.20	3.63	95,486	346,978	X: -0.70; Y: 6.00	9.20
4.25	103,639	440,603	X: -0.70; Y: 6.00	9.60	3.93	103,639	406,816	X: -0.70; Y: 6.00	9.60
4.60	111,214	511,945	X: -0.70; Y: 6.00	10.00	4.23	111,214	470,397	X: -0.70; Y: 6.00	10.00
4.94	119,114	588,442	X: -0.70; Y: 6.00	10.40	4.52	119,114	538,398	X: -0.70; Y: 6.00	10.40
1.52	32,203	48,875	X: -1.20; Y: 6.00	6.51	1.53	32,203	49,431	X: -1.20; Y: 6.00	6.51
1.90	42,430	80,470	X: -1.20; Y: 6.00	6.91	1.87	42,430	79,185	X: -1.20; Y: 6.00	6.91
2.28	51,699	117,895	X: -1.20; Y: 6.00	7.31	2.20	51,699	113,918	X: -1.20; Y: 6.00	7.31
2.61	61,599	161,030	X: -1.20; Y: 6.00	7.71	2.50	61,599	153,696	X: -1.20; Y: 6.00	7.71
2.97	70,497	209,279	X: -1.20; Y: 6.00	8.11	2.81	70,497	197,752	X: -1.20; Y: 6.00	8.11
3.32	79,196	262,629	X: -1.20; Y: 6.00	8.51	3.11	79,196	246,152	X: -1.20; Y: 6.00	8.51
3.66	87,631	320,991	X: -1.20; Y: 6.00	8.91	3.41	87,631	298,809	X: -1.20; Y: 6.00	8.91
4.01	95,912	384,283	X: -1.20; Y: 6.00	9.31	3.71	95,912	355,643	X: -1.20; Y: 6.00	9.31
4.35	104,068	452,445	X: -1.20; Y: 6.00	9.71	4.00	104,068	416,597	X: -1.20; Y: 6.00	9.71
4.69	112,110	525,429	X: -1.20; Y: 6.00	10.11	4.30	112,110	481,625	X: -1.20; Y: 6.00	10.11
5.02	120,044	603,196	X: -1.20; Y: 6.00	10.51	4.59	120,044	550,693	X: -1.20; Y: 6.00	10.51
1.61	32,782	52,737	X: -1.70; Y: 6.00	6.66	1.60	32,782	52,598	X: -1.70; Y: 6.00	6.66
2.04	42,529	86,673	X: -1.70; Y: 6.00	7.06	1.98	42,529	84,356	X: -1.70; Y: 6.00	7.06
2.40	52,592	125,988	X: -1.70; Y: 6.00	7.46	2.30	52,592	120,782	X: -1.70; Y: 6.00	7.46
2.76	62,002	171,078	X: -1.70; Y: 6.00	7.86	2.62	62,002	162,211	X: -1.70; Y: 6.00	7.86
3.12	70,870	221,185	X: -1.70; Y: 6.00	8.26	2.93	70,870	207,867	X: -1.70; Y: 6.00	8.26
3.47	79,569	276,345	X: -1.70; Y: 6.00	8.66	3.24	79,569	257,819	X: -1.70; Y: 6.00	8.66
3.82	88,098	336,475	X: -1.70; Y: 6.00	9.06	3.54	88,098	311,985	X: -1.70; Y: 6.00	9.06
4.14	96,979	401,465	X: -1.70; Y: 6.00	9.46	3.82	96,979	370,258	X: -1.70; Y: 6.00	9.46
4.48	105,182	471,355	X: -1.70; Y: 6.00	9.86	4.11	105,182	432,676	X: -1.70; Y: 6.00	9.86
4.82	113,253	546,051	X: -1.70; Y: 6.00	10.26	4.41	113,253	499,151	X: -1.70; Y: 6.00	10.26
5.18	120,663	625,122	X: -1.70; Y: 6.00	10.66	4.72	120,663	569,265	X: -1.70; Y: 6.00	10.66
1.87	32,463	60,572	X: -2.20; Y: 6.00	6.83	1.83	32,463	59,257	X: -2.20; Y: 6.00	6.83
2.24	43,197	96,881	X: -2.20; Y: 6.00	7.23	2.16	43,197	93,184	X: -2.20; Y: 6.00	7.23
2.64	52,560	138,698	X: -2.20; Y: 6.00	7.63	2.51	52,560	131,778	X: -2.20; Y: 6.00	7.63
2.97	62,616	186,001	X: -2.20; Y: 6.00	8.03	2.80	62,616	175,120	X: -2.20; Y: 6.00	8.03
3.33	71,646	238,325	X: -2.20; Y: 6.00	8.43	3.11	71,646	222,685	X: -2.20; Y: 6.00	8.43
3.67	80,460	295,674	X: -2.20; Y: 6.00	8.83	3.41	80,460	274,506	X: -2.20; Y: 6.00	8.83
4.02	89,074	357,967	X: -2.20; Y: 6.00	9.23	3.71	89,074	330,512	X: -2.20; Y: 6.00	9.23
4.36	97,508	425,144	X: -2.20; Y: 6.00	9.63	4.01	97,508	390,645	X: -2.20; Y: 6.00	9.63
4.70	105,779	497,153	X: -2.20; Y: 6.00	10.03	4.30	105,779	454,855	X: -2.20; Y: 6.00	10.03
5.06	113,407	573,584	X: -2.20; Y: 6.00	10.43	4.61	113,407	522,748	X: -2.20; Y: 6.00	10.43
5.40	121,435	655,186	X: -2.20; Y: 6.00	10.83	4.90	121,435	595,072	X: -2.20; Y: 6.00	10.83
2.21	32,843	72,571	X: -2.70; Y: 6.00	7.04	2.13	32,843	69,866	X: -2.70; Y: 6.00	7.04
2.57	43,408	111,531	X: -2.70; Y: 6.00	7.44	2.44	43,408	106,048	X: -2.70; Y: 6.00	7.44
2.93	53,298	156,279	X: -2.70; Y: 6.00	7.84	2.76	53,298	147,250	X: -2.70; Y: 6.00	7.84
3.29	62,579	206,106	X: -2.70; Y: 6.00	8.24	3.08	62,579	192,729	X: -2.70; Y: 6.00	8.24
3.64	71,655	261,012	X: -2.70; Y: 6.00	8.64	3.38	71,655	242,504	X: -2.70; Y: 6.00	8.64
3.99	80,528	320,905	X: -2.70; Y: 6.00	9.04	3.68	80,528	296,494	X: -2.70; Y: 6.00	9.04
4.32	89,213	385,718	X: -2.70; Y: 6.00	9.44	3.98	89,213	354,640	X: -2.70; Y: 6.00	9.44
4.64	98,217	455,350	X: -2.70; Y: 6.00	9.84	4.24	98,217	416,824	X: -2.70; Y: 6.00	9.84
4.97	106,552	529,841	X: -2.70; Y: 6.00	10.24	4.53	106,552	483,136	X: -2.70; Y: 6.00	10.24
5.35	113,787	608,776	X: -2.70; Y: 6.00	10.64	4.86	113,787	553,178	X: -2.70; Y: 6.00	10.64
5.68	121,914	692,838	X: -2.70; Y: 6.00	11.04	5.15	121,914	627,577	X: -2.70; Y: 6.00	11.04
2.70	32,888	88,698	X: -3.20; Y: 6.00	7.28	2.56	32,888	84,267	X: -3.20; Y: 6.00	7.28
3.05	43,064	131,158	X: -3.20; Y: 6.00	7.68	2.87	43,064	123,579	X: -3.20; Y: 6.00	7.68
3.34	53,458	178,679	X: -3.20; Y: 6.00	8.08	3.13	53,458	167,068	X: -3.20; Y: 6.00	8.08
3.68	62,946	231,441	X: -3.20; Y: 6.00	8.48	3.42	62,946	215,043	X: -3.20; Y: 6.00	8.48

Bishop					Fellenius				
CS	FrzRbit	FrzRes	Centro	Raggio	CS	FrzRbit	FrzRes	Centro	Raggio
	[N]	[N]	[m]	[m]		[N]	[N]	[m]	[m]
4.01	72,172	289,249	X: -3.20; Y: 6.00	8.88	3.70	72,172	267,282	X: -3.20; Y: 6.00	8.88
4.34	81,109	352,024	X: -3.20; Y: 6.00	9.28	3.99	81,109	323,718	X: -3.20; Y: 6.00	9.28
4.67	89,864	419,691	X: -3.20; Y: 6.00	9.68	4.28	89,864	384,284	X: -3.20; Y: 6.00	9.68
5.00	98,454	492,198	X: -3.20; Y: 6.00	10.08	4.56	98,454	448,928	X: -3.20; Y: 6.00	10.08
5.33	106,892	569,502	X: -3.20; Y: 6.00	10.48	4.84	106,892	517,616	X: -3.20; Y: 6.00	10.48
5.66	115,189	651,567	X: -3.20; Y: 6.00	10.88	5.12	115,189	590,316	X: -3.20; Y: 6.00	10.88
6.01	122,827	738,006	X: -3.20; Y: 6.00	11.28	5.43	122,827	666,672	X: -3.20; Y: 6.00	11.28
3.33	32,963	109,716	X: -3.70; Y: 6.00	7.54	3.13	32,963	103,272	X: -3.70; Y: 6.00	7.54
3.61	43,068	155,400	X: -3.70; Y: 6.00	7.94	3.37	43,068	145,288	X: -3.70; Y: 6.00	7.94
3.90	52,902	206,303	X: -3.70; Y: 6.00	8.34	3.62	52,902	191,699	X: -3.70; Y: 6.00	8.34
4.16	63,019	262,247	X: -3.70; Y: 6.00	8.74	3.84	63,019	242,297	X: -3.70; Y: 6.00	8.74
4.47	72,306	323,263	X: -3.70; Y: 6.00	9.14	4.11	72,306	297,250	X: -3.70; Y: 6.00	9.14
4.78	81,370	389,210	X: -3.70; Y: 6.00	9.54	4.38	81,370	356,365	X: -3.70; Y: 6.00	9.54
5.10	90,236	460,028	X: -3.70; Y: 6.00	9.94	4.65	90,236	419,588	X: -3.70; Y: 6.00	9.94
5.41	98,925	535,671	X: -3.70; Y: 6.00	10.34	4.92	98,925	486,878	X: -3.70; Y: 6.00	10.34
5.73	107,455	616,096	X: -3.70; Y: 6.00	10.74	5.19	107,455	558,200	X: -3.70; Y: 6.00	10.74
6.05	115,836	701,269	X: -3.70; Y: 6.00	11.14	5.47	115,836	633,524	X: -3.70; Y: 6.00	11.14
6.38	124,075	791,161	X: -3.70; Y: 6.00	11.54	5.75	124,075	712,825	X: -3.70; Y: 6.00	11.54
4.15	32,648	135,396	X: -4.20; Y: 6.00	7.83	3.88	32,648	126,552	X: -4.20; Y: 6.00	7.83
4.29	43,163	185,028	X: -4.20; Y: 6.00	8.23	3.98	43,163	171,953	X: -4.20; Y: 6.00	8.23
4.51	53,133	239,549	X: -4.20; Y: 6.00	8.63	4.17	53,133	221,415	X: -4.20; Y: 6.00	8.63
4.76	62,821	299,095	X: -4.20; Y: 6.00	9.03	4.38	62,821	275,113	X: -4.20; Y: 6.00	9.03
5.03	72,251	363,591	X: -4.20; Y: 6.00	9.43	4.61	72,251	332,983	X: -4.20; Y: 6.00	9.43
5.32	81,448	432,969	X: -4.20; Y: 6.00	9.83	4.85	81,448	394,971	X: -4.20; Y: 6.00	9.83
5.64	89,938	506,805	X: -4.20; Y: 6.00	10.23	5.12	89,938	460,658	X: -4.20; Y: 6.00	10.23
5.93	98,758	585,851	X: -4.20; Y: 6.00	10.63	5.37	98,758	530,814	X: -4.20; Y: 6.00	10.63
6.23	107,424	669,667	X: -4.20; Y: 6.00	11.03	5.63	107,424	604,989	X: -4.20; Y: 6.00	11.03
6.54	115,949	758,221	X: -4.20; Y: 6.00	11.43	5.89	115,949	683,156	X: -4.20; Y: 6.00	11.43
6.85	124,338	851,484	X: -4.20; Y: 6.00	11.83	6.15	124,338	765,293	X: -4.20; Y: 6.00	11.83
2.05	31,487	64,596	X: 0.30; Y: 6.50	6.88	2.05	31,487	64,640	X: 0.30; Y: 6.50	6.88
2.27	41,763	94,814	X: 0.30; Y: 6.50	7.28	2.24	41,763	93,620	X: 0.30; Y: 6.50	7.28
2.53	51,875	131,247	X: 0.30; Y: 6.50	7.68	2.47	51,875	127,965	X: 0.30; Y: 6.50	7.68
2.81	61,729	173,764	X: 0.30; Y: 6.50	8.08	2.71	61,729	167,562	X: 0.30; Y: 6.50	8.08
3.13	70,718	221,588	X: 0.30; Y: 6.50	8.48	2.99	70,718	211,574	X: 0.30; Y: 6.50	8.48
3.45	79,521	274,636	X: 0.30; Y: 6.50	8.88	3.27	79,521	260,041	X: 0.30; Y: 6.50	8.88
3.78	88,012	332,802	X: 0.30; Y: 6.50	9.28	3.55	88,012	312,847	X: 0.30; Y: 6.50	9.28
4.11	96,373	395,978	X: 0.30; Y: 6.50	9.68	3.84	96,373	369,907	X: 0.30; Y: 6.50	9.68
4.44	104,608	464,095	X: 0.30; Y: 6.50	10.08	4.12	104,608	431,154	X: 0.30; Y: 6.50	10.08
4.76	112,727	537,096	X: 0.30; Y: 6.50	10.48	4.40	112,727	496,534	X: 0.30; Y: 6.50	10.48
5.09	120,743	614,937	X: 0.30; Y: 6.50	10.88	4.69	120,743	566,003	X: 0.30; Y: 6.50	10.88
1.75	30,703	53,724	X: -0.20; Y: 6.50	6.83	1.77	30,703	54,374	X: -0.20; Y: 6.50	6.83
2.03	40,868	83,151	X: -0.20; Y: 6.50	7.23	2.02	40,868	82,544	X: -0.20; Y: 6.50	7.23
2.33	51,067	119,135	X: -0.20; Y: 6.50	7.63	2.28	51,067	116,467	X: -0.20; Y: 6.50	7.63
2.67	60,332	161,059	X: -0.20; Y: 6.50	8.03	2.58	60,332	155,420	X: -0.20; Y: 6.50	8.03
2.98	69,916	208,209	X: -0.20; Y: 6.50	8.43	2.84	69,916	198,892	X: -0.20; Y: 6.50	8.43
3.31	78,732	260,672	X: -0.20; Y: 6.50	8.83	3.14	78,732	246,836	X: -0.20; Y: 6.50	8.83
3.64	87,354	318,239	X: -0.20; Y: 6.50	9.23	3.42	87,354	299,127	X: -0.20; Y: 6.50	9.23
3.98	95,723	380,829	X: -0.20; Y: 6.50	9.63	3.72	95,723	355,675	X: -0.20; Y: 6.50	9.63
4.31	103,968	448,357	X: -0.20; Y: 6.50	10.03	4.01	103,968	416,410	X: -0.20; Y: 6.50	10.03
4.65	112,097	520,770	X: -0.20; Y: 6.50	10.43	4.29	112,097	481,280	X: -0.20; Y: 6.50	10.43
4.98	120,119	598,019	X: -0.20; Y: 6.50	10.83	4.58	120,119	550,238	X: -0.20; Y: 6.50	10.83
1.59	31,914	50,730	X: -0.70; Y: 6.50	6.90	1.62	31,914	51,596	X: -0.70; Y: 6.50	6.90
1.93	42,188	81,436	X: -0.70; Y: 6.50	7.30	1.92	42,188	80,812	X: -0.70; Y: 6.50	7.30
2.29	51,763	118,561	X: -0.70; Y: 6.50	7.70	2.23	51,763	115,576	X: -0.70; Y: 6.50	7.70
2.62	61,529	161,195	X: -0.70; Y: 6.50	8.10	2.52	61,529	155,134	X: -0.70; Y: 6.50	8.10
2.97	70,541	209,284	X: -0.70; Y: 6.50	8.50	2.83	70,541	199,322	X: -0.70; Y: 6.50	8.50
3.31	79,319	262,580	X: -0.70; Y: 6.50	8.90	3.13	79,319	247,961	X: -0.70; Y: 6.50	8.90
3.65	88,106	321,246	X: -0.70; Y: 6.50	9.30	3.42	88,106	301,231	X: -0.70; Y: 6.50	9.30
3.99	96,529	384,673	X: -0.70; Y: 6.50	9.70	3.71	96,529	358,485	X: -0.70; Y: 6.50	9.70
4.32	104,811	453,015	X: -0.70; Y: 6.50	10.10	4.01	104,811	419,905	X: -0.70; Y: 6.50	10.10
4.67	112,574	525,909	X: -0.70; Y: 6.50	10.50	4.31	112,574	485,119	X: -0.70; Y: 6.50	10.50
5.01	120,601	603,954	X: -0.70; Y: 6.50	10.90	4.60	120,601	554,752	X: -0.70; Y: 6.50	10.90
1.57	32,294	50,846	X: -1.20; Y: 6.50	7.00	1.59	32,294	51,445	X: -1.20; Y: 6.50	7.00
1.95	42,703	83,264	X: -1.20; Y: 6.50	7.40	1.92	42,703	82,122	X: -1.20; Y: 6.50	7.40
2.31	52,683	121,665	X: -1.20; Y: 6.50	7.80	2.24	52,683	117,985	X: -1.20; Y: 6.50	7.80
2.67	62,119	165,925	X: -1.20; Y: 6.50	8.20	2.56	62,119	158,930	X: -1.20; Y: 6.50	8.20
3.03	71,130	215,389	X: -1.20; Y: 6.50	8.60	2.87	71,130	204,303	X: -1.20; Y: 6.50	8.60
3.38	79,897	270,016	X: -1.20; Y: 6.50	9.00	3.18	79,897	254,082	X: -1.20; Y: 6.50	9.00
3.73	88,505	329,695	X: -1.20; Y: 6.50	9.40	3.48	88,505	308,156	X: -1.20; Y: 6.50	9.40
4.05	97,452	394,300	X: -1.20; Y: 6.50	9.80	3.76	97,452	366,426	X: -1.20; Y: 6.50	9.80
4.39	105,740	463,868	X: -1.20; Y: 6.50	10.20	4.06	105,740	428,885	X: -1.20; Y: 6.50	10.20
4.73	113,898	538,298	X: -1.20; Y: 6.50	10.60	4.35	113,898	495,455	X: -1.20; Y: 6.50	10.60
5.06	121,937	617,545	X: -1.20; Y: 6.50	11.00	4.64	121,937	566,096	X: -1.20; Y: 6.50	11.00
1.64	32,946	54,191	X: -1.70; Y: 6.50	7.13	1.65	32,946	54,200	X: -1.70; Y: 6.50	7.13
2.05	43,281	88,555	X: -1.70; Y: 6.50	7.53	2.00	43,281	86,521	X: -1.70; Y: 6.50	7.53
2.43	53,056	129,135	X: -1.70; Y: 6.50	7.93	2.34	53,056	124,307	X: -1.70; Y: 6.50	7.93
2.81	62,221	175,013	X: -1.70; Y: 6.50	8.33	2.68	62,221	166,605	X: -1.70; Y: 6.50	8.33
3.14	72,017	226,324	X: -1.70; Y: 6.50	8.73	2.97	72,017	213,627	X: -1.70; Y: 6.50	8.73
3.49	80,891	282,657	X: -1.70; Y: 6.50	9.13	3.27	80,891	264,872	X: -1.70; Y: 6.50	9.13
3.84	89,578	344,012	X: -1.70; Y: 6.50	9.53	3.58	89,578	320,379	X: -1.70; Y: 6.50	9.53
4.18	98,086	410,316	X: -1.70; Y: 6.50	9.93	3.87	98,086	380,080	X: -1.70; Y: 6.50	9.93
4.52	106,434	481,511	X: -1.70; Y: 6.50	10.33	4.17	106,434	443,918	X: -1.70; Y: 6.50	10.33
4.86	114,637	557,547	X: -1.70; Y: 6.50	10.73	4.46	114,637	511,849	X: -1.70; Y: 6.50	10.73

Bishop					Fellenius				
CS	FrzRbit	FrzRes	Centro	Raggio	CS	FrzRbit	FrzRes	Centro	Raggio
	[N]	[N]	[m]	[m]		[N]	[N]	[m]	[m]
5.20	122,705	638,386	X: -1.70; Y: 6.50	11.13	4.76	122,705	583,835	X: -1.70; Y: 6.50	11.13
1.83	33,377	61,195	X: -2.20; Y: 6.50	7.30	1.80	33,377	60,219	X: -2.20; Y: 6.50	7.30
2.26	43,409	98,286	X: -2.20; Y: 6.50	7.70	2.19	43,409	94,993	X: -2.20; Y: 6.50	7.70
2.63	53,590	140,868	X: -2.20; Y: 6.50	8.10	2.51	53,590	134,501	X: -2.20; Y: 6.50	8.10
3.00	62,976	188,909	X: -2.20; Y: 6.50	8.50	2.84	62,976	178,685	X: -2.20; Y: 6.50	8.50
3.36	72,092	242,165	X: -2.20; Y: 6.50	8.90	3.15	72,092	227,317	X: -2.20; Y: 6.50	8.90
3.70	81,194	300,803	X: -2.20; Y: 6.50	9.30	3.46	81,194	280,590	X: -2.20; Y: 6.50	9.30
4.05	89,903	364,202	X: -2.20; Y: 6.50	9.70	3.76	89,903	337,845	X: -2.20; Y: 6.50	9.70
4.39	98,448	432,525	X: -2.20; Y: 6.50	10.10	4.06	98,448	399,263	X: -2.20; Y: 6.50	10.10
4.73	106,841	505,715	X: -2.20; Y: 6.50	10.50	4.35	106,841	464,795	X: -2.20; Y: 6.50	10.50
5.09	114,704	583,434	X: -2.20; Y: 6.50	10.90	4.66	114,704	534,104	X: -2.20; Y: 6.50	10.90
5.42	122,845	666,269	X: -2.20; Y: 6.50	11.30	4.95	122,845	607,791	X: -2.20; Y: 6.50	11.30
2.19	32,986	72,214	X: -2.70; Y: 6.50	7.49	2.12	32,986	69,914	X: -2.70; Y: 6.50	7.49
2.56	43,799	111,954	X: -2.70; Y: 6.50	7.89	2.44	43,799	107,053	X: -2.70; Y: 6.50	7.89
2.94	53,490	157,208	X: -2.70; Y: 6.50	8.29	2.78	53,490	148,898	X: -2.70; Y: 6.50	8.29
3.30	62,878	207,765	X: -2.70; Y: 6.50	8.69	3.11	62,878	195,262	X: -2.70; Y: 6.50	8.69
3.63	72,591	263,423	X: -2.70; Y: 6.50	9.09	3.39	72,591	245,935	X: -2.70; Y: 6.50	9.09
3.96	81,846	324,492	X: -2.70; Y: 6.50	9.49	3.68	81,846	301,285	X: -2.70; Y: 6.50	9.49
4.31	90,651	390,278	X: -2.70; Y: 6.50	9.89	3.98	90,651	360,568	X: -2.70; Y: 6.50	9.89
4.64	99,271	460,966	X: -2.70; Y: 6.50	10.29	4.27	99,271	423,993	X: -2.70; Y: 6.50	10.29
5.00	107,341	536,204	X: -2.70; Y: 6.50	10.69	4.58	107,341	491,211	X: -2.70; Y: 6.50	10.69
5.33	115,652	616,576	X: -2.70; Y: 6.50	11.09	4.87	115,652	562,822	X: -2.70; Y: 6.50	11.09
5.67	123,842	701,737	X: -2.70; Y: 6.50	11.49	5.16	123,842	638,473	X: -2.70; Y: 6.50	11.49
2.63	33,225	87,446	X: -3.20; Y: 6.50	7.72	2.52	33,225	83,609	X: -3.20; Y: 6.50	7.72
2.96	43,935	130,082	X: -3.20; Y: 6.50	8.12	2.80	43,935	123,220	X: -3.20; Y: 6.50	8.12
3.31	53,789	178,214	X: -3.20; Y: 6.50	8.52	3.11	53,789	167,544	X: -3.20; Y: 6.50	8.52
3.65	63,524	231,855	X: -3.20; Y: 6.50	8.92	3.41	63,524	216,614	X: -3.20; Y: 6.50	8.92
3.99	72,793	290,407	X: -3.20; Y: 6.50	9.32	3.71	72,793	269,795	X: -3.20; Y: 6.50	9.32
4.32	81,859	353,964	X: -3.20; Y: 6.50	9.72	4.00	81,859	327,205	X: -3.20; Y: 6.50	9.72
4.66	90,731	422,455	X: -3.20; Y: 6.50	10.12	4.28	90,731	388,782	X: -3.20; Y: 6.50	10.12
4.99	99,426	495,826	X: -3.20; Y: 6.50	10.52	4.57	99,426	454,477	X: -3.20; Y: 6.50	10.52
5.32	107,958	574,029	X: -3.20; Y: 6.50	10.92	4.86	107,958	524,249	X: -3.20; Y: 6.50	10.92
5.66	115,928	656,721	X: -3.20; Y: 6.50	11.32	5.16	115,928	597,768	X: -3.20; Y: 6.50	11.32
5.99	124,211	744,524	X: -3.20; Y: 6.50	11.72	5.44	124,211	675,650	X: -3.20; Y: 6.50	11.72
3.22	33,200	106,956	X: -3.70; Y: 6.50	7.97	3.05	33,200	101,273	X: -3.70; Y: 6.50	7.97
3.52	43,538	153,174	X: -3.70; Y: 6.50	8.37	3.31	43,538	144,060	X: -3.70; Y: 6.50	8.37
3.78	54,067	204,494	X: -3.70; Y: 6.50	8.77	3.53	54,067	191,060	X: -3.70; Y: 6.50	8.77
4.10	63,743	261,045	X: -3.70; Y: 6.50	9.17	3.81	63,743	242,552	X: -3.70; Y: 6.50	9.17
4.41	73,161	322,651	X: -3.70; Y: 6.50	9.57	4.08	73,161	298,315	X: -3.70; Y: 6.50	9.57
4.73	82,335	389,232	X: -3.70; Y: 6.50	9.97	4.35	82,335	358,281	X: -3.70; Y: 6.50	9.97
5.05	91,274	460,726	X: -3.70; Y: 6.50	10.37	4.63	91,274	422,399	X: -3.70; Y: 6.50	10.37
5.37	100,043	537,078	X: -3.70; Y: 6.50	10.77	4.90	100,043	490,613	X: -3.70; Y: 6.50	10.77
5.69	108,656	618,245	X: -3.70; Y: 6.50	11.17	5.18	108,656	562,885	X: -3.70; Y: 6.50	11.17
6.01	117,122	704,190	X: -3.70; Y: 6.50	11.57	5.46	117,122	639,188	X: -3.70; Y: 6.50	11.57
6.36	124,975	794,553	X: -3.70; Y: 6.50	11.97	5.75	124,975	719,180	X: -3.70; Y: 6.50	11.97
3.96	33,205	131,395	X: -4.20; Y: 6.50	8.24	3.72	33,205	123,557	X: -4.20; Y: 6.50	8.24
4.16	43,493	180,996	X: -4.20; Y: 6.50	8.64	3.89	43,493	169,174	X: -4.20; Y: 6.50	8.64
4.41	53,508	235,807	X: -4.20; Y: 6.50	9.04	4.10	53,508	219,187	X: -4.20; Y: 6.50	9.04
4.64	63,766	295,669	X: -4.20; Y: 6.50	9.44	4.29	63,766	273,395	X: -4.20; Y: 6.50	9.44
4.92	73,238	360,600	X: -4.20; Y: 6.50	9.84	4.53	73,238	331,964	X: -4.20; Y: 6.50	9.84
5.22	82,486	430,475	X: -4.20; Y: 6.50	10.24	4.79	82,486	394,708	X: -4.20; Y: 6.50	10.24
5.52	91,534	505,235	X: -4.20; Y: 6.50	10.64	5.04	91,534	461,575	X: -4.20; Y: 6.50	10.64
5.83	100,400	584,834	X: -4.20; Y: 6.50	11.04	5.30	100,400	532,525	X: -4.20; Y: 6.50	11.04
6.13	109,103	669,233	X: -4.20; Y: 6.50	11.44	5.57	109,103	607,523	X: -4.20; Y: 6.50	11.44
6.45	117,654	758,397	X: -4.20; Y: 6.50	11.84	5.84	117,654	686,537	X: -4.20; Y: 6.50	11.84
6.76	126,064	852,298	X: -4.20; Y: 6.50	12.24	6.10	126,064	769,545	X: -4.20; Y: 6.50	12.24
2.07	32,179	66,569	X: 0.30; Y: 7.00	7.38	2.07	32,179	66,756	X: 0.30; Y: 7.00	7.38
2.30	42,494	97,698	X: 0.30; Y: 7.00	7.78	2.27	42,494	96,673	X: 0.30; Y: 7.00	7.78
2.60	52,108	135,535	X: 0.30; Y: 7.00	8.18	2.54	52,108	132,363	X: 0.30; Y: 7.00	8.18
2.88	62,161	179,160	X: 0.30; Y: 7.00	8.58	2.79	62,161	173,151	X: 0.30; Y: 7.00	8.58
3.20	71,297	228,265	X: 0.30; Y: 7.00	8.98	3.07	71,297	218,526	X: 0.30; Y: 7.00	8.98
3.53	80,145	282,664	X: 0.30; Y: 7.00	9.38	3.35	80,145	268,415	X: 0.30; Y: 7.00	9.38
3.83	89,340	342,161	X: 0.30; Y: 7.00	9.78	3.61	89,340	322,702	X: 0.30; Y: 7.00	9.78
4.16	97,864	406,773	X: 0.30; Y: 7.00	10.18	3.90	97,864	381,279	X: 0.30; Y: 7.00	10.18
4.48	106,243	476,365	X: 0.30; Y: 7.00	10.58	4.18	106,243	444,083	X: 0.30; Y: 7.00	10.58
4.81	114,489	550,880	X: 0.30; Y: 7.00	10.98	4.46	114,489	511,055	X: 0.30; Y: 7.00	10.98
5.14	122,617	630,269	X: 0.30; Y: 7.00	11.38	4.75	122,617	582,149	X: 0.30; Y: 7.00	11.38
1.82	30,781	56,113	X: -0.20; Y: 7.00	7.33	1.84	30,781	56,725	X: -0.20; Y: 7.00	7.33
2.11	41,068	86,533	X: -0.20; Y: 7.00	7.73	2.09	41,068	85,942	X: -0.20; Y: 7.00	7.73
2.41	51,367	123,594	X: -0.20; Y: 7.00	8.13	2.36	51,367	120,998	X: -0.20; Y: 7.00	8.13
2.72	61,227	166,444	X: -0.20; Y: 7.00	8.53	2.63	61,227	161,008	X: -0.20; Y: 7.00	8.53
3.05	70,588	215,131	X: -0.20; Y: 7.00	8.93	2.92	70,588	206,045	X: -0.20; Y: 7.00	8.93
3.39	79,446	268,979	X: -0.20; Y: 7.00	9.33	3.22	79,446	255,445	X: -0.20; Y: 7.00	9.33
3.72	88,151	327,977	X: -0.20; Y: 7.00	9.73	3.51	88,151	309,240	X: -0.20; Y: 7.00	9.73
4.03	97,185	391,987	X: -0.20; Y: 7.00	10.13	3.78	97,185	367,332	X: -0.20; Y: 7.00	10.13
4.37	105,576	461,029	X: -0.20; Y: 7.00	10.53	4.07	105,576	429,657	X: -0.20; Y: 7.00	10.53
4.70	113,835	534,994	X: -0.20; Y: 7.00	10.93	4.36	113,835	496,154	X: -0.20; Y: 7.00	10.93
5.03	121,973	613,829	X: -0.20; Y: 7.00	11.33	4.65	121,973	566,773	X: -0.20; Y: 7.00	11.33
1.65	31,935	52,822	X: -0.70; Y: 7.00	7.39	1.68	31,935	53,654	X: -0.70; Y: 7.00	7.39
2.00	42,283	84,395	X: -0.70; Y: 7.00	7.79	1.98	42,283	83,795	X: -0.70; Y: 7.00	7.79
2.36	51,900	122,603	X: -0.70; Y: 7.00	8.19	2.31	51,900	119,713	X: -0.70; Y: 7.00	8.19
2.69	61,995	166,528	X: -0.70; Y: 7.00	8.59	2.59	61,995	160,674	X: -0.70; Y: 7.00	8.59
3.04	71,111	215,890	X: -0.70; Y: 7.00	8.99	2.90	71,111	206,219	X: -0.70; Y: 7.00	8.99

Bishop					Fellenius				
CS	FrzRbit	FrzRes	Centro	Raggio	CS	FrzRbit	FrzRes	Centro	Raggio
	[N]	[N]	[m]	[m]		[N]	[N]	[m]	[m]
3.38	79,977	270,518	X: -0.70; Y: 7.00	9.39	3.20	79,977	256,273	X: -0.70; Y: 7.00	9.39
3.70	89,183	330,232	X: -0.70; Y: 7.00	9.79	3.48	89,183	310,695	X: -0.70; Y: 7.00	9.79
4.03	97,984	395,302	X: -0.70; Y: 7.00	10.19	3.77	97,984	369,699	X: -0.70; Y: 7.00	10.19
4.37	106,413	465,118	X: -0.70; Y: 7.00	10.59	4.07	106,413	432,678	X: -0.70; Y: 7.00	10.59
4.71	114,696	539,838	X: -0.70; Y: 7.00	10.99	4.36	114,696	499,808	X: -0.70; Y: 7.00	10.99
5.05	122,497	619,134	X: -0.70; Y: 7.00	11.39	4.66	122,497	570,760	X: -0.70; Y: 7.00	11.39
1.63	32,278	52,659	X: -1.20; Y: 7.00	7.48	1.65	32,278	53,269	X: -1.20; Y: 7.00	7.48
2.01	42,737	85,905	X: -1.20; Y: 7.00	7.88	1.99	42,737	84,853	X: -1.20; Y: 7.00	7.88
2.37	52,995	125,429	X: -1.20; Y: 7.00	8.28	2.30	52,995	121,955	X: -1.20; Y: 7.00	8.28
2.74	62,363	170,596	X: -1.20; Y: 7.00	8.68	2.63	62,363	163,875	X: -1.20; Y: 7.00	8.68
3.09	71,621	221,399	X: -1.20; Y: 7.00	9.08	2.94	71,621	210,701	X: -1.20; Y: 7.00	9.08
3.42	81,114	277,217	X: -1.20; Y: 7.00	9.48	3.23	81,114	261,805	X: -1.20; Y: 7.00	9.48
3.76	89,895	338,206	X: -1.20; Y: 7.00	9.88	3.53	89,895	317,290	X: -1.20; Y: 7.00	9.88
4.10	98,502	404,217	X: -1.20; Y: 7.00	10.28	3.83	98,502	377,043	X: -1.20; Y: 7.00	10.28
4.44	106,915	475,183	X: -1.20; Y: 7.00	10.68	4.12	106,915	440,996	X: -1.20; Y: 7.00	10.68
4.78	115,183	551,046	X: -1.20; Y: 7.00	11.08	4.42	115,183	509,096	X: -1.20; Y: 7.00	11.08
5.12	123,338	631,760	X: -1.20; Y: 7.00	11.48	4.71	123,338	581,299	X: -1.20; Y: 7.00	11.48
1.68	33,009	55,522	X: -1.70; Y: 7.00	7.61	1.69	33,009	55,633	X: -1.70; Y: 7.00	7.61
2.09	43,499	90,840	X: -1.70; Y: 7.00	8.01	2.05	43,499	89,028	X: -1.70; Y: 7.00	8.01
2.48	53,268	132,279	X: -1.70; Y: 7.00	8.41	2.40	53,268	127,764	X: -1.70; Y: 7.00	8.41
2.83	63,220	179,115	X: -1.70; Y: 7.00	8.81	2.71	63,220	171,164	X: -1.70; Y: 7.00	8.81
3.19	72,433	231,361	X: -1.70; Y: 7.00	9.21	3.03	72,433	219,187	X: -1.70; Y: 7.00	9.21
3.55	81,388	288,803	X: -1.70; Y: 7.00	9.61	3.34	81,388	271,651	X: -1.70; Y: 7.00	9.61
3.89	90,361	351,609	X: -1.70; Y: 7.00	10.01	3.64	90,361	328,745	X: -1.70; Y: 7.00	10.01
4.24	98,968	419,183	X: -1.70; Y: 7.00	10.41	3.94	98,968	389,831	X: -1.70; Y: 7.00	10.41
4.58	107,428	491,687	X: -1.70; Y: 7.00	10.81	4.24	107,428	455,092	X: -1.70; Y: 7.00	10.81
4.92	115,750	569,069	X: -1.70; Y: 7.00	11.21	4.53	115,750	524,480	X: -1.70; Y: 7.00	11.21
5.25	123,944	651,286	X: -1.70; Y: 7.00	11.61	4.82	123,944	597,954	X: -1.70; Y: 7.00	11.61
1.85	33,430	61,868	X: -2.20; Y: 7.00	7.77	1.83	33,430	61,110	X: -2.20; Y: 7.00	7.77
2.29	43,494	99,667	X: -2.20; Y: 7.00	8.17	2.22	43,494	96,696	X: -2.20; Y: 7.00	8.17
2.66	53,928	143,189	X: -2.20; Y: 7.00	8.57	2.55	53,928	137,287	X: -2.20; Y: 7.00	8.57
3.03	63,448	192,184	X: -2.20; Y: 7.00	8.97	2.88	63,448	182,554	X: -2.20; Y: 7.00	8.97
3.39	72,626	246,465	X: -2.20; Y: 7.00	9.37	3.20	72,626	232,342	X: -2.20; Y: 7.00	9.37
3.72	82,125	305,836	X: -2.20; Y: 7.00	9.77	3.49	82,125	286,461	X: -2.20; Y: 7.00	9.77
4.07	90,931	370,322	X: -2.20; Y: 7.00	10.17	3.79	90,931	344,933	X: -2.20; Y: 7.00	10.17
4.42	99,570	439,789	X: -2.20; Y: 7.00	10.57	4.09	99,570	407,630	X: -2.20; Y: 7.00	10.57
4.76	108,058	514,179	X: -2.20; Y: 7.00	10.97	4.39	108,058	474,495	X: -2.20; Y: 7.00	10.97
5.10	116,410	593,443	X: -2.20; Y: 7.00	11.37	4.69	116,410	545,484	X: -2.20; Y: 7.00	11.37
5.44	124,639	677,540	X: -2.20; Y: 7.00	11.77	4.98	124,639	620,556	X: -2.20; Y: 7.00	11.77
2.18	33,198	72,237	X: -2.70; Y: 7.00	7.95	2.12	33,198	70,300	X: -2.70; Y: 7.00	7.95
2.55	43,992	112,395	X: -2.70; Y: 7.00	8.35	2.45	43,992	107,971	X: -2.70; Y: 7.00	8.35
2.95	53,829	158,555	X: -2.70; Y: 7.00	8.75	2.80	53,829	150,880	X: -2.70; Y: 7.00	8.75
3.28	63,939	209,883	X: -2.70; Y: 7.00	9.15	3.10	63,939	198,157	X: -2.70; Y: 7.00	9.15
3.64	73,280	266,505	X: -2.70; Y: 7.00	9.55	3.41	73,280	249,962	X: -2.70; Y: 7.00	9.55
3.99	82,368	328,242	X: -2.70; Y: 7.00	9.95	3.72	82,368	306,114	X: -2.70; Y: 7.00	9.95
4.33	91,206	395,008	X: -2.70; Y: 7.00	10.35	4.02	91,206	366,534	X: -2.70; Y: 7.00	10.35
4.67	99,890	466,728	X: -2.70; Y: 7.00	10.75	4.32	99,890	431,150	X: -2.70; Y: 7.00	10.75
5.01	108,432	543,350	X: -2.70; Y: 7.00	11.15	4.61	108,432	499,910	X: -2.70; Y: 7.00	11.15
5.35	116,843	624,827	X: -2.70; Y: 7.00	11.55	4.90	116,843	572,773	X: -2.70; Y: 7.00	11.55
5.68	125,137	711,121	X: -2.70; Y: 7.00	11.95	5.19	125,137	649,704	X: -2.70; Y: 7.00	11.95
2.59	33,373	86,331	X: -3.20; Y: 7.00	8.16	2.49	33,373	82,979	X: -3.20; Y: 7.00	8.16
2.93	44,270	129,610	X: -3.20; Y: 7.00	8.56	2.79	44,270	123,417	X: -3.20; Y: 7.00	8.56
3.29	54,230	178,404	X: -3.20; Y: 7.00	8.96	3.11	54,230	168,580	X: -3.20; Y: 7.00	8.96
3.64	63,801	232,516	X: -3.20; Y: 7.00	9.36	3.42	63,801	218,276	X: -3.20; Y: 7.00	9.36
3.96	73,659	291,743	X: -3.20; Y: 7.00	9.76	3.70	73,659	272,279	X: -3.20; Y: 7.00	9.76
4.30	82,797	356,096	X: -3.20; Y: 7.00	10.16	3.99	82,797	330,665	X: -3.20; Y: 7.00	10.16
4.64	91,743	425,445	X: -3.20; Y: 7.00	10.56	4.29	91,743	393,281	X: -3.20; Y: 7.00	10.56
4.97	100,516	499,727	X: -3.20; Y: 7.00	10.96	4.58	100,516	460,068	X: -3.20; Y: 7.00	10.96
5.30	109,132	578,891	X: -3.20; Y: 7.00	11.36	4.87	109,132	530,982	X: -3.20; Y: 7.00	11.36
5.64	117,608	662,895	X: -3.20; Y: 7.00	11.76	5.15	117,608	605,981	X: -3.20; Y: 7.00	11.76
5.97	125,957	751,699	X: -3.20; Y: 7.00	12.16	5.44	125,957	685,034	X: -3.20; Y: 7.00	12.16
3.13	33,513	104,826	X: -3.70; Y: 7.00	8.40	2.98	33,513	99,809	X: -3.70; Y: 7.00	8.40
3.41	44,350	151,204	X: -3.70; Y: 7.00	8.80	3.22	44,350	142,890	X: -3.70; Y: 7.00	8.80
3.73	54,375	203,050	X: -3.70; Y: 7.00	9.20	3.51	54,375	190,670	X: -3.70; Y: 7.00	9.20
4.06	64,109	260,135	X: -3.70; Y: 7.00	9.60	3.79	64,109	242,897	X: -3.70; Y: 7.00	9.60
4.37	73,751	322,602	X: -3.70; Y: 7.00	10.00	4.06	73,751	299,753	X: -3.70; Y: 7.00	10.00
4.70	82,991	389,885	X: -3.70; Y: 7.00	10.40	4.35	82,991	360,629	X: -3.70; Y: 7.00	10.40
5.02	92,038	462,117	X: -3.70; Y: 7.00	10.80	4.63	92,038	425,688	X: -3.70; Y: 7.00	10.80
5.34	100,904	539,246	X: -3.70; Y: 7.00	11.20	4.90	100,904	494,878	X: -3.70; Y: 7.00	11.20
5.68	109,242	620,937	X: -3.70; Y: 7.00	11.60	5.20	109,242	567,875	X: -3.70; Y: 7.00	11.60
6.01	117,803	707,750	X: -3.70; Y: 7.00	12.00	5.48	117,803	645,246	X: -3.70; Y: 7.00	12.00
6.33	126,241	799,352	X: -3.70; Y: 7.00	12.40	5.76	126,241	726,659	X: -3.70; Y: 7.00	12.40
3.82	33,440	127,732	X: -4.20; Y: 7.00	8.66	3.61	33,440	120,740	X: -4.20; Y: 7.00	8.66
4.06	43,757	177,576	X: -4.20; Y: 7.00	9.06	3.81	43,757	166,833	X: -4.20; Y: 7.00	9.06
4.27	54,569	232,933	X: -4.20; Y: 7.00	9.46	3.99	54,569	217,587	X: -4.20; Y: 7.00	9.46
4.55	64,414	293,318	X: -4.20; Y: 7.00	9.86	4.23	64,414	272,624	X: -4.20; Y: 7.00	9.86
4.85	74,004	358,765	X: -4.20; Y: 7.00	10.26	4.49	74,004	331,943	X: -4.20; Y: 7.00	10.26
5.15	83,360	429,199	X: -4.20; Y: 7.00	10.66	4.74	83,360	395,475	X: -4.20; Y: 7.00	10.66
5.46	92,493	504,558	X: -4.20; Y: 7.00	11.06	5.01	92,493	463,171	X: -4.20; Y: 7.00	11.06
5.77	101,429	584,792	X: -4.20; Y: 7.00	11.46	5.27	101,429	534,982	X: -4.20; Y: 7.00	11.46
6.08	110,205	669,855	X: -4.20; Y: 7.00	11.86	5.54	110,205	610,866	X: -4.20; Y: 7.00	11.86
6.39	118,833	759,715	X: -4.20; Y: 7.00	12.26	5.81	118,833	690,796	X: -4.20; Y: 7.00	12.26
6.73	126,879	854,025	X: -4.20; Y: 7.00	12.66	6.10	126,879	774,445	X: -4.20; Y: 7.00	12.66

Bishop					Fellenius				
CS	FrzRbit	FrzRes	Centro	Raggio	CS	FrzRbit	FrzRes	Centro	Raggio
	[N]	[N]	[m]	[m]		[N]	[N]	[m]	[m]
2.13	32,234	68,720	X: 0.30; Y: 7.50	7.87	2.14	32,234	68,916	X: 0.30; Y: 7.50	7.87
2.36	42,681	100,789	X: 0.30; Y: 7.50	8.27	2.34	42,681	99,822	X: 0.30; Y: 7.50	8.27
2.64	52,919	139,570	X: 0.30; Y: 7.50	8.67	2.58	52,919	136,600	X: 0.30; Y: 7.50	8.67
2.95	62,421	184,253	X: 0.30; Y: 7.50	9.07	2.86	62,421	178,402	X: 0.30; Y: 7.50	9.07
3.27	71,733	234,765	X: 0.30; Y: 7.50	9.47	3.14	71,733	225,268	X: 0.30; Y: 7.50	9.47
3.57	81,299	290,415	X: 0.30; Y: 7.50	9.87	3.40	81,299	276,565	X: 0.30; Y: 7.50	9.87
3.90	90,182	351,334	X: 0.30; Y: 7.50	10.27	3.68	90,182	332,296	X: 0.30; Y: 7.50	10.27
4.22	98,831	417,359	X: 0.30; Y: 7.50	10.67	3.97	98,831	392,370	X: 0.30; Y: 7.50	10.67
4.55	107,303	488,409	X: 0.30; Y: 7.50	11.07	4.26	107,303	456,710	X: 0.30; Y: 7.50	11.07
4.88	115,653	564,417	X: 0.30; Y: 7.50	11.47	4.54	115,653	525,254	X: 0.30; Y: 7.50	11.47
5.21	123,889	645,330	X: 0.30; Y: 7.50	11.87	4.83	123,889	597,953	X: 0.30; Y: 7.50	11.87
1.89	30,819	58,283	X: -0.20; Y: 7.50	7.83	1.91	30,819	58,858	X: -0.20; Y: 7.50	7.83
2.14	41,861	89,636	X: -0.20; Y: 7.50	8.23	2.13	41,861	89,170	X: -0.20; Y: 7.50	8.23
2.48	51,592	127,885	X: -0.20; Y: 7.50	8.63	2.43	51,592	125,351	X: -0.20; Y: 7.50	8.63
2.79	61,711	171,940	X: -0.20; Y: 7.50	9.03	2.70	61,711	166,652	X: -0.20; Y: 7.50	9.03
3.12	71,011	221,864	X: -0.20; Y: 7.50	9.43	3.00	71,011	212,975	X: -0.20; Y: 7.50	9.43
3.44	80,578	276,990	X: -0.20; Y: 7.50	9.83	3.27	80,578	263,791	X: -0.20; Y: 7.50	9.83
3.77	89,468	337,388	X: -0.20; Y: 7.50	10.23	3.57	89,468	319,064	X: -0.20; Y: 7.50	10.23
4.10	98,189	402,889	X: -0.20; Y: 7.50	10.63	3.86	98,189	378,685	X: -0.20; Y: 7.50	10.63
4.44	106,699	473,419	X: -0.20; Y: 7.50	11.03	4.15	106,699	442,575	X: -0.20; Y: 7.50	11.03
4.77	115,057	548,910	X: -0.20; Y: 7.50	11.43	4.44	115,057	510,672	X: -0.20; Y: 7.50	11.43
5.10	123,302	629,305	X: -0.20; Y: 7.50	11.83	4.73	123,302	582,925	X: -0.20; Y: 7.50	11.83
1.72	32,026	54,985	X: -0.70; Y: 7.50	7.88	1.74	32,026	55,801	X: -0.70; Y: 7.50	7.88
2.06	42,505	87,471	X: -0.70; Y: 7.50	8.28	2.04	42,505	86,921	X: -0.70; Y: 7.50	8.28
2.40	52,743	126,594	X: -0.70; Y: 7.50	8.68	2.35	52,743	123,886	X: -0.70; Y: 7.50	8.68
2.76	62,230	171,551	X: -0.70; Y: 7.50	9.08	2.67	62,230	165,857	X: -0.70; Y: 7.50	9.08
3.08	72,088	222,258	X: -0.70; Y: 7.50	9.48	2.95	72,088	212,895	X: -0.70; Y: 7.50	9.48
3.43	81,158	278,191	X: -0.70; Y: 7.50	9.88	3.26	81,158	264,338	X: -0.70; Y: 7.50	9.88
3.77	90,052	339,314	X: -0.70; Y: 7.50	10.28	3.56	90,052	320,220	X: -0.70; Y: 7.50	10.28
4.11	98,682	405,537	X: -0.70; Y: 7.50	10.68	3.86	98,682	380,444	X: -0.70; Y: 7.50	10.68
4.44	107,415	477,012	X: -0.70; Y: 7.50	11.08	4.14	107,415	445,180	X: -0.70; Y: 7.50	11.08
4.78	115,807	553,222	X: -0.70; Y: 7.50	11.48	4.44	115,807	513,884	X: -0.70; Y: 7.50	11.48
5.11	124,072	634,320	X: -0.70; Y: 7.50	11.88	4.73	124,072	586,728	X: -0.70; Y: 7.50	11.88
1.69	32,324	54,544	X: -1.20; Y: 7.50	7.97	1.71	32,324	55,171	X: -1.20; Y: 7.50	7.97
2.07	42,843	88,636	X: -1.20; Y: 7.50	8.37	2.05	42,843	87,674	X: -1.20; Y: 7.50	8.37
2.42	53,201	128,928	X: -1.20; Y: 7.50	8.77	2.36	53,201	125,615	X: -1.20; Y: 7.50	8.77
2.80	62,703	175,387	X: -1.20; Y: 7.50	9.17	2.69	62,703	168,929	X: -1.20; Y: 7.50	9.17
3.13	72,512	227,067	X: -1.20; Y: 7.50	9.57	2.99	72,512	216,745	X: -1.20; Y: 7.50	9.57
3.48	81,776	284,348	X: -1.20; Y: 7.50	9.97	3.29	81,776	269,390	X: -1.20; Y: 7.50	9.97
3.83	90,613	346,644	X: -1.20; Y: 7.50	10.37	3.60	90,613	326,275	X: -1.20; Y: 7.50	10.37
4.17	99,304	414,002	X: -1.20; Y: 7.50	10.77	3.90	99,304	387,470	X: -1.20; Y: 7.50	10.77
4.51	107,849	486,352	X: -1.20; Y: 7.50	11.17	4.20	107,849	452,904	X: -1.20; Y: 7.50	11.17
4.83	116,677	563,603	X: -1.20; Y: 7.50	11.57	4.48	116,677	522,500	X: -1.20; Y: 7.50	11.57
5.17	124,946	645,775	X: -1.20; Y: 7.50	11.97	4.77	124,946	596,254	X: -1.20; Y: 7.50	11.97
1.72	33,121	56,991	X: -1.70; Y: 7.50	8.09	1.73	33,121	57,196	X: -1.70; Y: 7.50	8.09
2.13	43,683	93,065	X: -1.70; Y: 7.50	8.49	2.09	43,683	91,437	X: -1.70; Y: 7.50	8.49
2.53	53,389	135,273	X: -1.70; Y: 7.50	8.89	2.45	53,389	131,012	X: -1.70; Y: 7.50	8.89
2.88	63,625	183,250	X: -1.70; Y: 7.50	9.29	2.76	63,625	175,678	X: -1.70; Y: 7.50	9.29
3.24	72,922	236,615	X: -1.70; Y: 7.50	9.69	3.08	72,922	224,927	X: -1.70; Y: 7.50	9.69
3.60	81,969	295,231	X: -1.70; Y: 7.50	10.09	3.40	81,969	278,674	X: -1.70; Y: 7.50	10.09
3.93	91,314	358,936	X: -1.70; Y: 7.50	10.49	3.69	91,314	336,765	X: -1.70; Y: 7.50	10.49
4.27	100,260	427,975	X: -1.70; Y: 7.50	10.89	3.98	100,260	399,440	X: -1.70; Y: 7.50	10.89
4.61	108,852	501,789	X: -1.70; Y: 7.50	11.29	4.28	108,852	466,120	X: -1.70; Y: 7.50	11.29
4.95	117,296	580,518	X: -1.70; Y: 7.50	11.69	4.58	117,296	536,963	X: -1.70; Y: 7.50	11.69
5.29	125,602	664,117	X: -1.70; Y: 7.50	12.09	4.87	125,602	611,924	X: -1.70; Y: 7.50	12.09
1.87	33,552	62,794	X: -2.20; Y: 7.50	8.24	1.85	33,552	62,235	X: -2.20; Y: 7.50	8.24
2.32	43,665	101,263	X: -2.20; Y: 7.50	8.64	2.26	43,665	98,583	X: -2.20; Y: 7.50	8.64
2.69	54,151	145,455	X: -2.20; Y: 7.50	9.04	2.58	54,151	139,941	X: -2.20; Y: 7.50	9.04
3.07	63,762	195,517	X: -2.20; Y: 7.50	9.44	2.92	63,762	186,405	X: -2.20; Y: 7.50	9.44
3.41	73,631	250,755	X: -2.20; Y: 7.50	9.84	3.22	73,631	237,280	X: -2.20; Y: 7.50	9.84
3.76	82,798	311,261	X: -2.20; Y: 7.50	10.24	3.53	82,798	292,656	X: -2.20; Y: 7.50	10.24
4.11	91,774	376,869	X: -2.20; Y: 7.50	10.64	3.84	91,774	352,375	X: -2.20; Y: 7.50	10.64
4.45	100,499	447,509	X: -2.20; Y: 7.50	11.04	4.14	100,499	416,371	X: -2.20; Y: 7.50	11.04
4.80	109,077	523,108	X: -2.20; Y: 7.50	11.44	4.44	109,077	484,570	X: -2.20; Y: 7.50	11.44
5.14	117,528	603,614	X: -2.20; Y: 7.50	11.84	4.74	117,528	556,925	X: -2.20; Y: 7.50	11.84
5.47	125,859	688,985	X: -2.20; Y: 7.50	12.24	5.03	125,859	633,391	X: -2.20; Y: 7.50	12.24
2.13	33,867	72,182	X: -2.70; Y: 7.50	8.41	2.08	33,867	70,554	X: -2.70; Y: 7.50	8.41
2.56	44,161	113,217	X: -2.70; Y: 7.50	8.81	2.47	44,161	109,221	X: -2.70; Y: 7.50	8.81
2.93	54,545	159,845	X: -2.70; Y: 7.50	9.21	2.80	54,545	152,704	X: -2.70; Y: 7.50	9.21
3.30	64,385	212,215	X: -2.70; Y: 7.50	9.61	3.12	64,385	201,183	X: -2.70; Y: 7.50	9.61
3.66	73,782	269,769	X: -2.70; Y: 7.50	10.01	3.44	73,782	254,063	X: -2.70; Y: 7.50	10.01
4.01	82,948	332,485	X: -2.70; Y: 7.50	10.41	3.75	82,948	311,341	X: -2.70; Y: 7.50	10.41
4.35	91,937	400,270	X: -2.70; Y: 7.50	10.81	4.06	91,937	372,923	X: -2.70; Y: 7.50	10.81
4.67	101,190	473,015	X: -2.70; Y: 7.50	11.21	4.34	101,190	438,694	X: -2.70; Y: 7.50	11.21
5.01	109,841	550,740	X: -2.70; Y: 7.50	11.61	4.63	109,841	508,699	X: -2.70; Y: 7.50	11.61
5.35	118,350	633,352	X: -2.70; Y: 7.50	12.01	4.92	118,350	582,839	X: -2.70; Y: 7.50	12.01
5.69	126,731	720,814	X: -2.70; Y: 7.50	12.41	5.22	126,731	661,075	X: -2.70; Y: 7.50	12.41
2.55	33,481	85,465	X: -3.20; Y: 7.50	8.61	2.46	33,481	82,524	X: -3.20; Y: 7.50	8.61
2.91	44,458	129,285	X: -3.20; Y: 7.50	9.01	2.78	44,458	123,655	X: -3.20; Y: 7.50	9.01
3.29	54,377	178,669	X: -3.20; Y: 7.50	9.41	3.12	54,377	169,560	X: -3.20; Y: 7.50	9.41
3.61	64,735	233,639	X: -3.20; Y: 7.50	9.81	3.40	64,735	220,271	X: -3.20; Y: 7.50	9.81
3.96	74,238	293,733	X: -3.20; Y: 7.50	10.21	3.71	74,238	275,334	X: -3.20; Y: 7.50	10.21
4.30	83,528	358,949	X: -3.20; Y: 7.50	10.61	4.01	83,528	334,745	X: -3.20; Y: 7.50	10.61

Bishop					Fellenius				
CS	FrzRbit	FrzRes	Centro	Raggio	CS	FrzRbit	FrzRes	Centro	Raggio
	[N]	[N]	[m]	[m]		[N]	[N]	[m]	[m]
4.64	92,596	429,205	X: -3.20; Y: 7.50	11.01	4.30	92,596	398,432	X: -3.20; Y: 7.50	11.01
4.97	101,444	504,435	X: -3.20; Y: 7.50	11.41	4.60	101,444	466,335	X: -3.20; Y: 7.50	11.41
5.31	110,145	584,581	X: -3.20; Y: 7.50	11.81	4.89	110,145	538,395	X: -3.20; Y: 7.50	11.81
5.64	118,710	669,599	X: -3.20; Y: 7.50	12.21	5.18	118,710	614,572	X: -3.20; Y: 7.50	12.21
5.97	127,151	759,447	X: -3.20; Y: 7.50	12.61	5.46	127,151	694,827	X: -3.20; Y: 7.50	12.61
3.06	33,666	102,929	X: -3.70; Y: 7.50	8.84	2.92	33,666	98,471	X: -3.70; Y: 7.50	8.84
3.36	44,534	149,687	X: -3.70; Y: 7.50	9.24	3.19	44,534	142,111	X: -3.70; Y: 7.50	9.24
3.69	54,828	202,253	X: -3.70; Y: 7.50	9.64	3.48	54,828	190,812	X: -3.70; Y: 7.50	9.64
4.03	64,564	259,994	X: -3.70; Y: 7.50	10.04	3.78	64,564	243,895	X: -3.70; Y: 7.50	10.04
4.36	74,093	322,906	X: -3.70; Y: 7.50	10.44	4.07	74,093	301,365	X: -3.70; Y: 7.50	10.44
4.66	83,865	390,860	X: -3.70; Y: 7.50	10.84	4.33	83,865	363,069	X: -3.70; Y: 7.50	10.84
4.99	92,979	463,865	X: -3.70; Y: 7.50	11.24	4.61	92,979	429,092	X: -3.70; Y: 7.50	11.24
5.32	101,918	541,816	X: -3.70; Y: 7.50	11.64	4.90	101,918	499,298	X: -3.70; Y: 7.50	11.64
5.64	110,696	624,664	X: -3.70; Y: 7.50	12.04	5.18	110,696	573,643	X: -3.70; Y: 7.50	12.04
5.97	119,330	712,365	X: -3.70; Y: 7.50	12.44	5.46	119,330	652,086	X: -3.70; Y: 7.50	12.44
6.30	127,830	804,883	X: -3.70; Y: 7.50	12.84	5.75	127,830	734,598	X: -3.70; Y: 7.50	12.84
3.70	33,622	124,558	X: -4.20; Y: 7.50	9.08	3.52	33,622	118,292	X: -4.20; Y: 7.50	9.08
3.96	44,171	174,950	X: -4.20; Y: 7.50	9.48	3.74	44,171	165,166	X: -4.20; Y: 7.50	9.48
4.20	54,860	230,507	X: -4.20; Y: 7.50	9.88	3.94	54,860	216,325	X: -4.20; Y: 7.50	9.88
4.50	64,777	291,356	X: -4.20; Y: 7.50	10.28	4.20	64,777	272,037	X: -4.20; Y: 7.50	10.28
4.81	74,360	357,341	X: -4.20; Y: 7.50	10.68	4.47	74,360	332,118	X: -4.20; Y: 7.50	10.68
5.10	83,966	428,602	X: -4.20; Y: 7.50	11.08	4.72	83,966	396,715	X: -4.20; Y: 7.50	11.08
5.42	93,174	504,625	X: -4.20; Y: 7.50	11.48	4.99	93,174	465,290	X: -4.20; Y: 7.50	11.48
5.74	101,898	585,303	X: -4.20; Y: 7.50	11.88	5.28	101,898	537,753	X: -4.20; Y: 7.50	11.88
6.06	110,750	671,106	X: -4.20; Y: 7.50	12.28	5.55	110,750	614,593	X: -4.20; Y: 7.50	12.28
6.38	119,461	761,748	X: -4.20; Y: 7.50	12.68	5.82	119,461	695,517	X: -4.20; Y: 7.50	12.68
6.69	128,045	857,193	X: -4.20; Y: 7.50	13.08	6.10	128,045	780,495	X: -4.20; Y: 7.50	13.08

Verifica 2

Approccio 1, Combinazione 2

Stato Limite Ultimo

senza sisma

1.52	32,606	49,635	X: 0.30; Y: 3.00	3.46	1.51	32,606	49,151	X: 0.30; Y: 3.00	3.46
1.70	43,077	73,296	X: 0.30; Y: 3.00	3.86	1.65	43,077	71,253	X: 0.30; Y: 3.00	3.86
2.00	50,959	101,990	X: 0.30; Y: 3.00	4.26	1.90	50,959	97,044	X: 0.30; Y: 3.00	4.26
2.33	58,324	135,636	X: 0.30; Y: 3.00	4.66	2.18	58,324	126,983	X: 0.30; Y: 3.00	4.66
2.69	64,533	173,313	X: 0.30; Y: 3.00	5.06	2.48	64,533	160,136	X: 0.30; Y: 3.00	5.06
3.02	71,792	216,631	X: 0.30; Y: 3.00	5.46	2.76	71,792	198,273	X: 0.30; Y: 3.00	5.46
3.35	79,044	264,676	X: 0.30; Y: 3.00	5.86	3.04	79,044	240,379	X: 0.30; Y: 3.00	5.86
3.68	86,228	317,391	X: 0.30; Y: 3.00	6.26	3.32	86,228	286,402	X: 0.30; Y: 3.00	6.26
4.08	91,589	373,604	X: 0.30; Y: 3.00	6.66	3.66	91,589	335,245	X: 0.30; Y: 3.00	6.66
4.41	98,854	435,764	X: 0.30; Y: 3.00	7.06	3.94	98,854	389,295	X: 0.30; Y: 3.00	7.06
4.74	106,122	502,510	X: 0.30; Y: 3.00	7.46	4.21	106,122	447,177	X: 0.30; Y: 3.00	7.46
1.15	31,585	36,255	X: -0.20; Y: 3.00	3.36	1.18	31,585	37,323	X: -0.20; Y: 3.00	3.36
1.47	39,936	58,575	X: -0.20; Y: 3.00	3.76	1.44	39,936	57,514	X: -0.20; Y: 3.00	3.76
1.73	49,674	86,040	X: -0.20; Y: 3.00	4.16	1.66	49,674	82,316	X: -0.20; Y: 3.00	4.16
2.06	57,726	118,825	X: -0.20; Y: 3.00	4.56	1.93	57,726	111,414	X: -0.20; Y: 3.00	4.56
2.41	64,893	156,287	X: -0.20; Y: 3.00	4.96	2.23	64,893	144,525	X: -0.20; Y: 3.00	4.96
2.76	72,036	198,490	X: -0.20; Y: 3.00	5.36	2.52	72,036	181,647	X: -0.20; Y: 3.00	5.36
3.15	77,671	244,320	X: -0.20; Y: 3.00	5.76	2.85	77,671	221,636	X: -0.20; Y: 3.00	5.76
3.49	84,802	296,007	X: -0.20; Y: 3.00	6.16	3.15	84,802	266,832	X: -0.20; Y: 3.00	6.16
3.83	91,971	352,335	X: -0.20; Y: 3.00	6.56	3.44	91,971	315,925	X: -0.20; Y: 3.00	6.56
4.20	98,443	413,319	X: -0.20; Y: 3.00	6.96	3.75	98,443	368,881	X: -0.20; Y: 3.00	6.96
4.61	103,565	477,578	X: -0.20; Y: 3.00	7.36	4.10	103,565	424,566	X: -0.20; Y: 3.00	7.36
1.11	31,283	34,749	X: -0.70; Y: 3.00	3.49	1.13	31,283	35,310	X: -0.70; Y: 3.00	3.49
1.41	42,020	59,292	X: -0.70; Y: 3.00	3.89	1.37	42,020	57,761	X: -0.70; Y: 3.00	3.89
1.75	50,752	88,849	X: -0.70; Y: 3.00	4.29	1.66	50,752	84,068	X: -0.70; Y: 3.00	4.29
2.08	59,215	123,393	X: -0.70; Y: 3.00	4.69	1.94	59,215	114,617	X: -0.70; Y: 3.00	4.69
2.42	67,101	162,618	X: -0.70; Y: 3.00	5.09	2.22	67,101	149,161	X: -0.70; Y: 3.00	5.09
2.81	73,108	205,536	X: -0.70; Y: 3.00	5.49	2.55	73,108	186,711	X: -0.70; Y: 3.00	5.49
3.17	80,275	254,085	X: -0.70; Y: 3.00	5.89	2.86	80,275	229,264	X: -0.70; Y: 3.00	5.89
3.51	87,466	307,260	X: -0.70; Y: 3.00	6.29	3.15	87,466	275,681	X: -0.70; Y: 3.00	6.29
3.86	94,565	365,043	X: -0.70; Y: 3.00	6.69	3.45	94,565	325,965	X: -0.70; Y: 3.00	6.69
4.27	99,852	426,371	X: -0.70; Y: 3.00	7.09	3.80	99,852	379,184	X: -0.70; Y: 3.00	7.09
4.61	107,097	493,550	X: -0.70; Y: 3.00	7.49	4.08	107,097	437,450	X: -0.70; Y: 3.00	7.49
1.20	32,549	39,135	X: -1.20; Y: 3.00	3.69	1.19	32,549	38,660	X: -1.20; Y: 3.00	3.69
1.58	41,709	65,975	X: -1.20; Y: 3.00	4.09	1.50	41,709	62,683	X: -1.20; Y: 3.00	4.09
1.89	51,800	97,673	X: -1.20; Y: 3.00	4.49	1.75	51,800	90,890	X: -1.20; Y: 3.00	4.49
2.22	60,507	134,527	X: -1.20; Y: 3.00	4.89	2.04	60,507	123,421	X: -1.20; Y: 3.00	4.89
2.58	67,867	175,320	X: -1.20; Y: 3.00	5.29	2.34	67,867	159,088	X: -1.20; Y: 3.00	5.29
2.94	75,455	221,561	X: -1.20; Y: 3.00	5.69	2.65	75,455	199,669	X: -1.20; Y: 3.00	5.69
3.33	81,866	272,484	X: -1.20; Y: 3.00	6.09	2.98	81,866	244,255	X: -1.20; Y: 3.00	6.09
3.68	89,159	327,895	X: -1.20; Y: 3.00	6.49	3.28	89,159	292,574	X: -1.20; Y: 3.00	6.49
4.09	94,563	386,763	X: -1.20; Y: 3.00	6.89	3.63	94,563	343,696	X: -1.20; Y: 3.00	6.89
4.43	101,949	451,578	X: -1.20; Y: 3.00	7.29	3.92	101,949	399,999	X: -1.20; Y: 3.00	7.29
4.77	109,324	520,960	X: -1.20; Y: 3.00	7.69	4.21	109,324	460,114	X: -1.20; Y: 3.00	7.69
1.48	32,598	48,271	X: -1.70; Y: 3.00	3.94	1.40	32,598	45,702	X: -1.70; Y: 3.00	3.94
1.86	42,044	78,085	X: -1.70; Y: 3.00	4.34	1.72	42,044	72,374	X: -1.70; Y: 3.00	4.34
2.20	51,292	112,924	X: -1.70; Y: 3.00	4.74	2.01	51,292	103,276	X: -1.70; Y: 3.00	4.74
2.53	60,325	152,657	X: -1.70; Y: 3.00	5.14	2.29	60,325	138,295	X: -1.70; Y: 3.00	5.14
2.85	69,157	197,183	X: -1.70; Y: 3.00	5.54	2.56	69,157	177,339	X: -1.70; Y: 3.00	5.54
3.22	76,327	245,510	X: -1.70; Y: 3.00	5.94	2.88	76,327	219,463	X: -1.70; Y: 3.00	5.94
3.57	83,831	299,228	X: -1.70; Y: 3.00	6.34	3.18	83,831	266,425	X: -1.70; Y: 3.00	6.34
3.92	91,252	357,566	X: -1.70; Y: 3.00	6.74	3.48	91,252	317,262	X: -1.70; Y: 3.00	6.74
4.34	96,544	419,229	X: -1.70; Y: 3.00	7.14	3.84	96,544	370,776	X: -1.70; Y: 3.00	7.14
4.68	103,991	486,952	X: -1.70; Y: 3.00	7.54	4.13	103,991	429,563	X: -1.70; Y: 3.00	7.54

Bishop					Fellenius				
CS	FrzRbit	FrzRes	Centro	Raggio	CS	FrzRbit	FrzRes	Centro	Raggio
	[N]	[N]	[m]	[m]		[N]	[N]	[m]	[m]
5.02	111,423	559,231	X: -1.70; Y: 3.00	7.94	4.42	111,423	492,151	X: -1.70; Y: 3.00	7.94
1.98	31,705	62,708	X: -2.20; Y: 3.00	4.23	1.81	31,705	57,486	X: -2.20; Y: 3.00	4.23
2.30	41,679	95,939	X: -2.20; Y: 3.00	4.63	2.09	41,679	87,113	X: -2.20; Y: 3.00	4.63
2.62	51,267	134,225	X: -2.20; Y: 3.00	5.03	2.36	51,267	120,981	X: -2.20; Y: 3.00	5.03
2.93	60,566	177,411	X: -2.20; Y: 3.00	5.43	2.62	60,566	158,962	X: -2.20; Y: 3.00	5.43
3.24	69,638	225,388	X: -2.20; Y: 3.00	5.83	2.89	69,638	200,960	X: -2.20; Y: 3.00	5.83
3.54	78,508	278,074	X: -2.20; Y: 3.00	6.23	3.14	78,508	246,903	X: -2.20; Y: 3.00	6.23
3.94	84,873	334,172	X: -2.20; Y: 3.00	6.63	3.48	84,873	295,694	X: -2.20; Y: 3.00	6.63
4.28	92,462	395,976	X: -2.20; Y: 3.00	7.03	3.78	92,462	349,532	X: -2.20; Y: 3.00	7.03
4.65	99,381	462,380	X: -2.20; Y: 3.00	7.43	4.10	99,381	407,228	X: -2.20; Y: 3.00	7.43
5.08	104,706	531,986	X: -2.20; Y: 3.00	7.83	4.46	104,706	467,510	X: -2.20; Y: 3.00	7.83
5.41	112,426	607,715	X: -2.20; Y: 3.00	8.23	4.74	112,426	533,046	X: -2.20; Y: 3.00	8.23
2.67	31,334	83,632	X: -2.70; Y: 3.00	4.56	2.41	31,334	75,495	X: -2.70; Y: 3.00	4.56
2.89	41,753	120,798	X: -2.70; Y: 3.00	4.96	2.60	41,753	108,406	X: -2.70; Y: 3.00	4.96
3.15	51,745	162,924	X: -2.70; Y: 3.00	5.36	2.81	51,745	145,467	X: -2.70; Y: 3.00	5.36
3.48	59,945	208,824	X: -2.70; Y: 3.00	5.76	3.09	59,945	185,485	X: -2.70; Y: 3.00	5.76
3.76	69,334	260,688	X: -2.70; Y: 3.00	6.16	3.33	69,334	230,799	X: -2.70; Y: 3.00	6.16
4.04	78,559	317,266	X: -2.70; Y: 3.00	6.56	3.56	78,559	280,058	X: -2.70; Y: 3.00	6.56
4.37	86,615	378,452	X: -2.70; Y: 3.00	6.96	3.85	86,615	333,298	X: -2.70; Y: 3.00	6.96
4.79	92,421	442,647	X: -2.70; Y: 3.00	7.36	4.21	92,421	388,995	X: -2.70; Y: 3.00	7.36
5.11	100,305	512,925	X: -2.70; Y: 3.00	7.76	4.49	100,305	449,992	X: -2.70; Y: 3.00	7.76
5.43	108,165	587,729	X: -2.70; Y: 3.00	8.16	4.76	108,165	514,718	X: -2.70; Y: 3.00	8.16
5.87	113,299	665,586	X: -2.70; Y: 3.00	8.56	5.14	113,299	582,016	X: -2.70; Y: 3.00	8.56
3.58	30,842	110,355	X: -3.20; Y: 3.00	4.92	3.20	30,842	98,789	X: -3.20; Y: 3.00	4.92
3.65	41,635	151,765	X: -3.20; Y: 3.00	5.32	3.25	41,635	135,146	X: -3.20; Y: 3.00	5.32
3.89	50,673	197,159	X: -3.20; Y: 3.00	5.72	3.45	50,673	174,728	X: -3.20; Y: 3.00	5.72
4.09	60,674	248,379	X: -3.20; Y: 3.00	6.12	3.62	60,674	219,427	X: -3.20; Y: 3.00	6.12
4.37	69,664	304,400	X: -3.20; Y: 3.00	6.52	3.85	69,664	268,289	X: -3.20; Y: 3.00	6.52
4.61	79,175	365,008	X: -3.20; Y: 3.00	6.92	4.05	79,175	320,855	X: -3.20; Y: 3.00	6.92
4.95	86,676	429,212	X: -3.20; Y: 3.00	7.32	4.34	86,676	376,415	X: -3.20; Y: 3.00	7.32
5.26	94,943	498,941	X: -3.20; Y: 3.00	7.72	4.60	94,943	436,890	X: -3.20; Y: 3.00	7.72
5.57	102,978	573,197	X: -3.20; Y: 3.00	8.12	4.87	102,978	501,161	X: -3.20; Y: 3.00	8.12
6.00	108,491	650,718	X: -3.20; Y: 3.00	8.52	5.24	108,491	568,218	X: -3.20; Y: 3.00	8.52
6.30	116,517	734,348	X: -3.20; Y: 3.00	8.92	5.50	116,517	640,422	X: -3.20; Y: 3.00	8.92
4.90	29,046	142,247	X: -3.70; Y: 3.00	5.30	4.36	29,046	126,599	X: -3.70; Y: 3.00	5.30
4.69	40,167	188,276	X: -3.70; Y: 3.00	5.70	4.15	40,167	166,743	X: -3.70; Y: 3.00	5.70
4.70	50,859	239,135	X: -3.70; Y: 3.00	6.10	4.15	50,859	211,010	X: -3.70; Y: 3.00	6.10
4.88	60,439	294,817	X: -3.70; Y: 3.00	6.50	4.29	60,439	259,534	X: -3.70; Y: 3.00	6.50
5.16	68,604	353,895	X: -3.70; Y: 3.00	6.90	4.53	68,604	310,617	X: -3.70; Y: 3.00	6.90
5.34	78,525	419,075	X: -3.70; Y: 3.00	7.30	4.67	78,525	367,058	X: -3.70; Y: 3.00	7.30
5.54	88,244	488,878	X: -3.70; Y: 3.00	7.70	4.84	88,244	427,378	X: -3.70; Y: 3.00	7.70
5.94	94,511	561,494	X: -3.70; Y: 3.00	8.10	5.19	94,511	490,124	X: -3.70; Y: 3.00	8.10
6.23	102,833	640,350	X: -3.70; Y: 3.00	8.50	5.43	102,833	558,375	X: -3.70; Y: 3.00	8.50
6.52	111,075	723,724	X: -3.70; Y: 3.00	8.90	5.68	111,075	630,364	X: -3.70; Y: 3.00	8.90
6.97	116,220	809,901	X: -3.70; Y: 3.00	9.30	6.06	116,220	704,727	X: -3.70; Y: 3.00	9.30
6.38	28,448	181,545	X: -4.20; Y: 3.00	5.70	5.67	28,448	161,181	X: -4.20; Y: 3.00	5.70
5.82	39,919	232,304	X: -4.20; Y: 3.00	6.10	5.14	39,919	205,116	X: -4.20; Y: 3.00	6.10
5.74	50,173	287,887	X: -4.20; Y: 3.00	6.50	5.05	50,173	253,441	X: -4.20; Y: 3.00	6.50
5.89	58,935	346,870	X: -4.20; Y: 3.00	6.90	5.16	58,935	304,312	X: -4.20; Y: 3.00	6.90
5.94	69,389	411,970	X: -4.20; Y: 3.00	7.30	5.20	69,389	360,579	X: -4.20; Y: 3.00	7.30
6.05	79,582	481,703	X: -4.20; Y: 3.00	7.70	5.29	79,582	420,754	X: -4.20; Y: 3.00	7.70
6.37	87,009	554,537	X: -4.20; Y: 3.00	8.10	5.56	87,009	483,505	X: -4.20; Y: 3.00	8.10
6.58	96,351	633,570	X: -4.20; Y: 3.00	8.50	5.73	96,351	551,744	X: -4.20; Y: 3.00	8.50
6.84	104,873	716,931	X: -4.20; Y: 3.00	8.90	5.95	104,873	623,720	X: -4.20; Y: 3.00	8.90
7.28	110,282	803,087	X: -4.20; Y: 3.00	9.30	6.33	110,282	698,063	X: -4.20; Y: 3.00	9.30
7.57	118,380	895,828	X: -4.20; Y: 3.00	9.70	6.57	118,380	778,051	X: -4.20; Y: 3.00	9.70
1.52	34,749	52,821	X: 0.30; Y: 3.50	3.94	1.52	34,749	52,905	X: 0.30; Y: 3.50	3.94
1.78	43,352	77,128	X: 0.30; Y: 3.50	4.34	1.74	43,352	75,249	X: 0.30; Y: 3.50	4.34
2.09	51,431	107,475	X: 0.30; Y: 3.50	4.74	2.00	51,431	102,849	X: 0.30; Y: 3.50	4.74
2.41	59,133	142,387	X: 0.30; Y: 3.50	5.14	2.27	59,133	134,170	X: 0.30; Y: 3.50	5.14
2.75	65,904	181,545	X: 0.30; Y: 3.50	5.54	2.56	65,904	168,915	X: 0.30; Y: 3.50	5.54
3.05	74,191	226,154	X: 0.30; Y: 3.50	5.94	2.81	74,191	208,543	X: 0.30; Y: 3.50	5.94
3.41	80,805	275,748	X: 0.30; Y: 3.50	6.34	3.12	80,805	252,170	X: 0.30; Y: 3.50	6.34
3.74	88,195	329,975	X: 0.30; Y: 3.50	6.74	3.40	88,195	299,794	X: 0.30; Y: 3.50	6.74
4.07	95,535	388,876	X: 0.30; Y: 3.50	7.14	3.68	95,535	351,348	X: 0.30; Y: 3.50	7.14
4.46	101,339	451,480	X: 0.30; Y: 3.50	7.54	4.01	101,339	405,932	X: 0.30; Y: 3.50	7.54
4.78	108,713	519,829	X: 0.30; Y: 3.50	7.94	4.28	108,713	465,500	X: 0.30; Y: 3.50	7.94
1.24	32,086	39,705	X: -0.20; Y: 3.50	3.86	1.27	32,086	40,650	X: -0.20; Y: 3.50	3.86
1.49	42,409	63,385	X: -0.20; Y: 3.50	4.26	1.48	42,409	62,695	X: -0.20; Y: 3.50	4.26
1.80	51,279	92,466	X: -0.20; Y: 3.50	4.66	1.73	51,279	88,967	X: -0.20; Y: 3.50	4.66
2.15	58,757	126,449	X: -0.20; Y: 3.50	5.06	2.03	58,757	119,376	X: -0.20; Y: 3.50	5.06
2.50	66,169	165,371	X: -0.20; Y: 3.50	5.46	2.33	66,169	154,030	X: -0.20; Y: 3.50	5.46
2.84	73,584	209,098	X: -0.20; Y: 3.50	5.86	2.62	73,584	192,751	X: -0.20; Y: 3.50	5.86
3.18	80,953	257,587	X: -0.20; Y: 3.50	6.26	2.91	80,953	235,491	X: -0.20; Y: 3.50	6.26
3.52	88,261	310,779	X: -0.20; Y: 3.50	6.66	3.20	88,261	282,196	X: -0.20; Y: 3.50	6.66
3.90	94,312	367,878	X: -0.20; Y: 3.50	7.06	3.52	94,312	332,115	X: -0.20; Y: 3.50	7.06
4.24	101,630	430,535	X: -0.20; Y: 3.50	7.46	3.81	101,630	386,853	X: -0.20; Y: 3.50	7.46
4.57	108,887	497,815	X: -0.20; Y: 3.50	7.86	4.09	108,887	445,474	X: -0.20; Y: 3.50	7.86
1.12	33,657	37,843	X: -0.70; Y: 3.50	3.97	1.16	33,657	38,887	X: -0.70; Y: 3.50	3.97
1.47	43,180	63,616	X: -0.70; Y: 3.50	4.37	1.44	43,180	62,362	X: -0.70; Y: 3.50	4.37
1.81	52,089	94,396	X: -0.70; Y: 3.50	4.77	1.73	52,089	90,011	X: -0.70; Y: 3.50	4.77
2.11	61,603	129,982	X: -0.70; Y: 3.50	5.17	1.98	61,603	121,837	X: -0.70; Y: 3.50	5.17
2.47	69,049	170,381	X: -0.70; Y: 3.50	5.57	2.28	69,049	157,707	X: -0.70; Y: 3.50	5.57

Bishop					Fellenius				
CS	FrzRbit	FrzRes	Centro	Raggio	CS	FrzRbit	FrzRes	Centro	Raggio
	[N]	[N]	[m]	[m]		[N]	[N]	[m]	[m]
2.85	75,458	214,800	X: -0.70; Y: 3.50	5.97	2.61	75,458	196,834	X: -0.70; Y: 3.50	5.97
3.20	82,761	264,741	X: -0.70; Y: 3.50	6.37	2.91	82,761	240,828	X: -0.70; Y: 3.50	6.37
3.58	89,332	319,453	X: -0.70; Y: 3.50	6.77	3.23	89,332	288,821	X: -0.70; Y: 3.50	6.77
3.92	96,633	378,745	X: -0.70; Y: 3.50	7.17	3.53	96,633	340,700	X: -0.70; Y: 3.50	7.17
4.26	103,875	442,665	X: -0.70; Y: 3.50	7.57	3.82	103,875	396,469	X: -0.70; Y: 3.50	7.57
4.66	109,624	510,340	X: -0.70; Y: 3.50	7.97	4.15	109,624	455,367	X: -0.70; Y: 3.50	7.97
1.23	33,259	40,925	X: -1.20; Y: 3.50	4.14	1.23	33,259	40,845	X: -1.20; Y: 3.50	4.14
1.56	43,674	68,266	X: -1.20; Y: 3.50	4.54	1.50	43,674	65,588	X: -1.20; Y: 3.50	4.54
1.91	53,418	101,765	X: -1.20; Y: 3.50	4.94	1.79	53,418	95,739	X: -1.20; Y: 3.50	4.94
2.24	62,396	139,681	X: -1.20; Y: 3.50	5.34	2.08	62,396	129,475	X: -1.20; Y: 3.50	5.34
2.60	69,775	181,635	X: -1.20; Y: 3.50	5.74	2.39	69,775	166,495	X: -1.20; Y: 3.50	5.74
2.96	77,202	228,894	X: -1.20; Y: 3.50	6.14	2.70	77,202	208,244	X: -1.20; Y: 3.50	6.14
3.32	84,556	280,871	X: -1.20; Y: 3.50	6.54	3.00	84,556	253,985	X: -1.20; Y: 3.50	6.54
3.67	91,884	337,514	X: -1.20; Y: 3.50	6.94	3.30	91,884	303,639	X: -1.20; Y: 3.50	6.94
4.02	99,145	398,793	X: -1.20; Y: 3.50	7.34	3.60	99,145	357,190	X: -1.20; Y: 3.50	7.34
4.42	104,947	463,847	X: -1.20; Y: 3.50	7.74	3.94	104,947	413,872	X: -1.20; Y: 3.50	7.74
4.76	112,267	534,535	X: -1.20; Y: 3.50	8.14	4.23	112,267	475,405	X: -1.20; Y: 3.50	8.14
1.45	33,899	49,166	X: -1.70; Y: 3.50	4.37	1.40	33,899	47,385	X: -1.70; Y: 3.50	4.37
1.83	43,581	79,674	X: -1.70; Y: 3.50	4.77	1.72	43,581	74,915	X: -1.70; Y: 3.50	4.77
2.17	53,037	115,254	X: -1.70; Y: 3.50	5.17	2.01	53,037	106,733	X: -1.70; Y: 3.50	5.17
2.47	63,090	155,664	X: -1.70; Y: 3.50	5.57	2.26	63,090	142,604	X: -1.70; Y: 3.50	5.57
2.82	71,044	200,357	X: -1.70; Y: 3.50	5.97	2.56	71,044	181,945	X: -1.70; Y: 3.50	5.97
3.18	78,814	250,285	X: -1.70; Y: 3.50	6.37	2.87	78,814	225,965	X: -1.70; Y: 3.50	6.37
3.56	85,567	304,960	X: -1.70; Y: 3.50	6.77	3.20	85,567	274,057	X: -1.70; Y: 3.50	6.77
3.91	93,074	364,192	X: -1.70; Y: 3.50	7.17	3.50	93,074	325,919	X: -1.70; Y: 3.50	7.17
4.26	100,499	428,045	X: -1.70; Y: 3.50	7.57	3.80	100,499	381,662	X: -1.70; Y: 3.50	7.57
4.66	106,433	495,676	X: -1.70; Y: 3.50	7.97	4.14	106,433	440,548	X: -1.70; Y: 3.50	7.97
4.99	113,916	568,935	X: -1.70; Y: 3.50	8.37	4.43	113,916	504,259	X: -1.70; Y: 3.50	8.37
1.85	33,619	62,117	X: -2.20; Y: 3.50	4.63	1.73	33,619	58,026	X: -2.20; Y: 3.50	4.63
2.20	43,599	95,793	X: -2.20; Y: 3.50	5.03	2.03	43,599	88,334	X: -2.20; Y: 3.50	5.03
2.53	53,260	134,539	X: -2.20; Y: 3.50	5.43	2.31	53,260	122,881	X: -2.20; Y: 3.50	5.43
2.84	62,658	178,216	X: -2.20; Y: 3.50	5.83	2.58	62,658	161,564	X: -2.20; Y: 3.50	5.83
3.16	71,823	226,723	X: -2.20; Y: 3.50	6.23	2.84	71,823	204,305	X: -2.20; Y: 3.50	6.23
3.52	79,260	279,040	X: -2.20; Y: 3.50	6.63	3.16	79,260	250,135	X: -2.20; Y: 3.50	6.63
3.87	87,004	336,749	X: -2.20; Y: 3.50	7.03	3.46	87,004	300,784	X: -2.20; Y: 3.50	7.03
4.22	94,673	399,116	X: -2.20; Y: 3.50	7.43	3.75	94,673	355,346	X: -2.20; Y: 3.50	7.43
4.56	102,208	466,096	X: -2.20; Y: 3.50	7.83	4.05	102,208	413,762	X: -2.20; Y: 3.50	7.83
4.97	107,979	536,668	X: -2.20; Y: 3.50	8.23	4.40	107,979	475,144	X: -2.20; Y: 3.50	8.23
5.31	115,547	613,051	X: -2.20; Y: 3.50	8.63	4.69	115,547	541,521	X: -2.20; Y: 3.50	8.63
2.43	33,327	80,850	X: -2.70; Y: 3.50	4.94	2.22	33,327	74,116	X: -2.70; Y: 3.50	4.94
2.73	43,058	117,491	X: -2.70; Y: 3.50	5.34	2.48	43,058	106,749	X: -2.70; Y: 3.50	5.34
3.01	53,017	159,828	X: -2.70; Y: 3.50	5.74	2.72	53,017	144,344	X: -2.70; Y: 3.50	5.74
3.31	62,654	207,088	X: -2.70; Y: 3.50	6.14	2.97	62,654	186,074	X: -2.70; Y: 3.50	6.14
3.60	72,035	259,170	X: -2.70; Y: 3.50	6.54	3.22	72,035	231,853	X: -2.70; Y: 3.50	6.54
3.89	81,196	316,002	X: -2.70; Y: 3.50	6.94	3.47	81,196	281,620	X: -2.70; Y: 3.50	6.94
4.23	89,152	377,172	X: -2.70; Y: 3.50	7.34	3.76	89,152	335,146	X: -2.70; Y: 3.50	7.34
4.63	95,505	442,106	X: -2.70; Y: 3.50	7.74	4.10	95,505	391,798	X: -2.70; Y: 3.50	7.74
4.96	103,274	512,658	X: -2.70; Y: 3.50	8.14	4.39	103,274	453,273	X: -2.70; Y: 3.50	8.14
5.32	110,393	587,831	X: -2.70; Y: 3.50	8.54	4.70	110,393	518,658	X: -2.70; Y: 3.50	8.54
5.74	116,132	666,438	X: -2.70; Y: 3.50	8.94	5.05	116,132	586,861	X: -2.70; Y: 3.50	8.94
3.24	32,267	104,669	X: -3.20; Y: 3.50	5.27	2.94	32,267	94,827	X: -3.20; Y: 3.50	5.27
3.40	42,984	145,988	X: -3.20; Y: 3.50	5.67	3.06	42,984	131,519	X: -3.20; Y: 3.50	5.67
3.61	53,271	192,265	X: -3.20; Y: 3.50	6.07	3.24	53,271	172,378	X: -3.20; Y: 3.50	6.07
3.85	63,204	243,393	X: -3.20; Y: 3.50	6.47	3.44	63,204	217,312	X: -3.20; Y: 3.50	6.47
4.17	71,555	298,397	X: -3.20; Y: 3.50	6.87	3.71	71,555	265,366	X: -3.20; Y: 3.50	6.87
4.43	81,007	359,166	X: -3.20; Y: 3.50	7.27	3.93	81,007	318,470	X: -3.20; Y: 3.50	7.27
4.73	89,705	424,410	X: -3.20; Y: 3.50	7.67	4.18	89,705	375,403	X: -3.20; Y: 3.50	7.67
5.09	97,079	494,146	X: -3.20; Y: 3.50	8.07	4.49	97,079	436,275	X: -3.20; Y: 3.50	8.07
5.50	103,232	567,361	X: -3.20; Y: 3.50	8.47	4.84	103,232	499,915	X: -3.20; Y: 3.50	8.47
5.81	111,249	646,438	X: -3.20; Y: 3.50	8.87	5.11	111,249	568,575	X: -3.20; Y: 3.50	8.87
6.13	119,166	730,080	X: -3.20; Y: 3.50	9.27	5.38	119,166	641,050	X: -3.20; Y: 3.50	9.27
4.25	31,758	134,937	X: -3.70; Y: 3.50	5.63	3.83	31,758	121,523	X: -3.70; Y: 3.50	5.63
4.22	42,781	180,545	X: -3.70; Y: 3.50	6.03	3.78	42,781	161,698	X: -3.70; Y: 3.50	6.03
4.33	53,340	231,021	X: -3.70; Y: 3.50	6.43	3.86	53,340	205,993	X: -3.70; Y: 3.50	6.43
4.58	62,410	285,555	X: -3.70; Y: 3.50	6.83	4.06	62,410	253,625	X: -3.70; Y: 3.50	6.83
4.78	72,358	345,707	X: -3.70; Y: 3.50	7.23	4.23	72,358	306,144	X: -3.70; Y: 3.50	7.23
5.04	81,419	410,615	X: -3.70; Y: 3.50	7.63	4.46	81,419	362,779	X: -3.70; Y: 3.50	7.63
5.29	90,660	480,027	X: -3.70; Y: 3.50	8.03	4.67	90,660	423,110	X: -3.70; Y: 3.50	8.03
5.68	97,331	552,863	X: -3.70; Y: 3.50	8.43	5.00	97,331	486,441	X: -3.70; Y: 3.50	8.43
5.98	105,546	631,395	X: -3.70; Y: 3.50	8.83	5.26	105,546	554,645	X: -3.70; Y: 3.50	8.83
6.29	113,624	714,472	X: -3.70; Y: 3.50	9.23	5.51	113,624	626,633	X: -3.70; Y: 3.50	9.23
6.70	119,521	801,019	X: -3.70; Y: 3.50	9.63	5.87	119,521	701,600	X: -3.70; Y: 3.50	9.63
5.49	31,194	171,290	X: -4.20; Y: 3.50	6.01	4.93	31,194	153,655	X: -4.20; Y: 3.50	6.01
5.33	41,401	220,605	X: -4.20; Y: 3.50	6.41	4.75	41,401	196,664	X: -4.20; Y: 3.50	6.41
5.27	52,254	275,629	X: -4.20; Y: 3.50	6.81	4.68	52,254	244,725	X: -4.20; Y: 3.50	6.81
5.40	62,085	335,483	X: -4.20; Y: 3.50	7.21	4.78	62,085	297,053	X: -4.20; Y: 3.50	7.21
5.53	72,301	399,975	X: -4.20; Y: 3.50	7.61	4.88	72,301	353,118	X: -4.20; Y: 3.50	7.61
5.81	80,630	468,133	X: -4.20; Y: 3.50	8.01	5.11	80,630	412,219	X: -4.20; Y: 3.50	8.01
5.99	90,486	542,153	X: -4.20; Y: 3.50	8.41	5.27	90,486	476,409	X: -4.20; Y: 3.50	8.41
6.26	99,089	620,390	X: -4.20; Y: 3.50	8.81	5.49	99,089	544,315	X: -4.20; Y: 3.50	8.81
6.55	107,356	703,173	X: -4.20; Y: 3.50	9.21	5.74	107,356	616,055	X: -4.20; Y: 3.50	9.21
6.95	113,627	789,523	X: -4.20; Y: 3.50	9.61	6.08	113,627	690,857	X: -4.20; Y: 3.50	9.61
7.23	121,884	881,683	X: -4.20; Y: 3.50	10.01	6.32	121,884	770,526	X: -4.20; Y: 3.50	10.01

Bishop					Fellenius				
CS	FrzRbit	FrzRes	Centro	Raggio	CS	FrzRbit	FrzRes	Centro	Raggio
	[N]	[N]	[m]	[m]		[N]	[N]	[m]	[m]
1.59	35,275	56,123	X: 0.30; Y: 4.00	4.43	1.59	35,275	56,259	X: 0.30; Y: 4.00	4.43
1.87	43,484	81,386	X: 0.30; Y: 4.00	4.83	1.83	43,484	79,665	X: 0.30; Y: 4.00	4.83
2.14	52,411	112,093	X: 0.30; Y: 4.00	5.23	2.06	52,411	107,884	X: 0.30; Y: 4.00	5.23
2.44	60,866	148,757	X: 0.30; Y: 4.00	5.63	2.32	60,866	141,106	X: 0.30; Y: 4.00	5.63
2.76	68,744	189,989	X: 0.30; Y: 4.00	6.03	2.59	68,744	178,057	X: 0.30; Y: 4.00	6.03
3.11	75,758	235,561	X: 0.30; Y: 4.00	6.43	2.88	75,758	218,550	X: 0.30; Y: 4.00	6.43
3.44	83,324	286,540	X: 0.30; Y: 4.00	6.83	3.17	83,324	263,745	X: 0.30; Y: 4.00	6.83
3.77	90,812	342,299	X: 0.30; Y: 4.00	7.23	3.45	90,812	312,969	X: 0.30; Y: 4.00	7.23
4.10	98,233	402,785	X: 0.30; Y: 4.00	7.63	3.73	98,233	366,176	X: 0.30; Y: 4.00	7.63
4.43	105,580	467,955	X: 0.30; Y: 4.00	8.03	4.01	105,580	423,323	X: 0.30; Y: 4.00	8.03
4.81	111,612	536,977	X: 0.30; Y: 4.00	8.43	4.33	111,612	483,650	X: 0.30; Y: 4.00	8.43
1.33	32,730	43,472	X: -0.20; Y: 4.00	4.35	1.36	32,730	44,372	X: -0.20; Y: 4.00	4.35
1.57	43,426	68,155	X: -0.20; Y: 4.00	4.75	1.56	43,426	67,545	X: -0.20; Y: 4.00	4.75
1.90	51,651	98,390	X: -0.20; Y: 4.00	5.15	1.84	51,651	95,043	X: -0.20; Y: 4.00	5.15
2.21	60,382	133,577	X: -0.20; Y: 4.00	5.55	2.10	60,382	126,927	X: -0.20; Y: 4.00	5.55
2.55	68,116	173,940	X: -0.20; Y: 4.00	5.95	2.39	68,116	163,083	X: -0.20; Y: 4.00	5.95
2.89	75,749	219,204	X: -0.20; Y: 4.00	6.35	2.69	75,749	203,404	X: -0.20; Y: 4.00	6.35
3.23	83,284	269,293	X: -0.20; Y: 4.00	6.75	2.98	83,284	247,805	X: -0.20; Y: 4.00	6.75
3.57	90,734	324,145	X: -0.20; Y: 4.00	7.15	3.26	90,734	296,229	X: -0.20; Y: 4.00	7.15
3.91	98,097	383,707	X: -0.20; Y: 4.00	7.55	3.55	98,097	348,626	X: -0.20; Y: 4.00	7.55
4.29	104,352	447,285	X: -0.20; Y: 4.00	7.95	3.87	104,352	404,340	X: -0.20; Y: 4.00	7.95
4.62	111,683	516,315	X: -0.20; Y: 4.00	8.35	4.16	111,683	464,765	X: -0.20; Y: 4.00	8.35
1.20	34,386	41,099	X: -0.70; Y: 4.00	4.45	1.23	34,386	42,214	X: -0.70; Y: 4.00	4.45
1.54	43,658	67,435	X: -0.70; Y: 4.00	4.85	1.52	43,658	66,304	X: -0.70; Y: 4.00	4.85
1.84	54,210	99,569	X: -0.70; Y: 4.00	5.25	1.76	54,210	95,642	X: -0.70; Y: 4.00	5.25
2.19	62,324	136,379	X: -0.70; Y: 4.00	5.65	2.07	62,324	128,742	X: -0.70; Y: 4.00	5.65
2.54	70,123	178,079	X: -0.70; Y: 4.00	6.05	2.37	70,123	166,020	X: -0.70; Y: 4.00	6.05
2.89	77,748	224,619	X: -0.70; Y: 4.00	6.45	2.67	77,748	207,404	X: -0.70; Y: 4.00	6.45
3.26	84,467	275,350	X: -0.70; Y: 4.00	6.85	2.99	84,467	252,225	X: -0.70; Y: 4.00	6.85
3.61	91,927	331,467	X: -0.70; Y: 4.00	7.25	3.28	91,927	301,741	X: -0.70; Y: 4.00	7.25
3.95	99,303	392,299	X: -0.70; Y: 4.00	7.65	3.58	99,303	355,235	X: -0.70; Y: 4.00	7.65
4.29	106,620	457,808	X: -0.70; Y: 4.00	8.05	3.87	106,620	412,665	X: -0.70; Y: 4.00	8.05
4.64	113,862	527,958	X: -0.70; Y: 4.00	8.45	4.16	113,862	474,005	X: -0.70; Y: 4.00	8.45
1.27	34,146	43,398	X: -1.20; Y: 4.00	4.61	1.28	34,146	43,585	X: -1.20; Y: 4.00	4.61
1.60	44,867	71,646	X: -1.20; Y: 4.00	5.01	1.55	44,867	69,465	X: -1.20; Y: 4.00	5.01
1.95	54,115	105,545	X: -1.20; Y: 4.00	5.41	1.85	54,115	100,064	X: -1.20; Y: 4.00	5.41
2.29	62,980	144,490	X: -1.20; Y: 4.00	5.81	2.14	62,980	134,974	X: -1.20; Y: 4.00	5.81
2.66	70,759	188,063	X: -1.20; Y: 4.00	6.21	2.46	70,759	173,859	X: -1.20; Y: 4.00	6.21
3.02	78,368	236,495	X: -1.20; Y: 4.00	6.61	2.77	78,368	216,907	X: -1.20; Y: 4.00	6.61
3.37	85,961	289,685	X: -1.20; Y: 4.00	7.01	3.07	85,961	263,956	X: -1.20; Y: 4.00	7.01
3.72	93,485	347,605	X: -1.20; Y: 4.00	7.41	3.37	93,485	314,997	X: -1.20; Y: 4.00	7.41
4.06	100,934	410,215	X: -1.20; Y: 4.00	7.81	3.67	100,934	369,987	X: -1.20; Y: 4.00	7.81
4.45	107,096	476,685	X: -1.20; Y: 4.00	8.21	4.00	107,096	428,148	X: -1.20; Y: 4.00	8.21
4.79	114,529	548,741	X: -1.20; Y: 4.00	8.61	4.29	114,529	491,148	X: -1.20; Y: 4.00	8.61
1.45	34,512	49,985	X: -1.70; Y: 4.00	4.81	1.41	34,512	48,745	X: -1.70; Y: 4.00	4.81
1.79	45,258	80,930	X: -1.70; Y: 4.00	5.21	1.70	45,258	76,904	X: -1.70; Y: 4.00	5.21
2.14	54,772	117,317	X: -1.70; Y: 4.00	5.61	2.00	54,772	109,682	X: -1.70; Y: 4.00	5.61
2.48	64,029	158,759	X: -1.70; Y: 4.00	6.01	2.29	64,029	146,753	X: -1.70; Y: 4.00	6.01
2.83	72,508	204,942	X: -1.70; Y: 4.00	6.41	2.59	72,508	187,861	X: -1.70; Y: 4.00	6.41
3.19	80,245	255,775	X: -1.70; Y: 4.00	6.81	2.90	80,245	232,955	X: -1.70; Y: 4.00	6.81
3.54	87,878	311,362	X: -1.70; Y: 4.00	7.21	3.21	87,878	282,065	X: -1.70; Y: 4.00	7.21
3.89	95,441	371,649	X: -1.70; Y: 4.00	7.61	3.51	95,441	335,120	X: -1.70; Y: 4.00	7.61
4.24	102,909	436,609	X: -1.70; Y: 4.00	8.01	3.81	102,909	392,108	X: -1.70; Y: 4.00	8.01
4.63	109,131	505,487	X: -1.70; Y: 4.00	8.41	4.14	109,131	452,339	X: -1.70; Y: 4.00	8.41
4.97	116,585	579,877	X: -1.70; Y: 4.00	8.81	4.44	116,585	517,315	X: -1.70; Y: 4.00	8.81
1.78	34,785	61,817	X: -2.20; Y: 4.00	5.05	1.68	34,785	58,611	X: -2.20; Y: 4.00	5.05
2.14	44,897	96,075	X: -2.20; Y: 4.00	5.45	2.00	44,897	89,703	X: -2.20; Y: 4.00	5.45
2.47	54,733	135,440	X: -2.20; Y: 4.00	5.85	2.29	54,733	125,075	X: -2.20; Y: 4.00	5.85
2.76	65,049	179,684	X: -2.20; Y: 4.00	6.25	2.53	65,049	164,501	X: -2.20; Y: 4.00	6.25
3.11	73,499	228,315	X: -2.20; Y: 4.00	6.65	2.82	73,499	207,532	X: -2.20; Y: 4.00	6.65
3.46	81,456	282,026	X: -2.20; Y: 4.00	7.05	3.13	81,456	255,080	X: -2.20; Y: 4.00	7.05
3.85	88,545	340,550	X: -2.20; Y: 4.00	7.45	3.46	88,545	306,760	X: -2.20; Y: 4.00	7.45
4.19	96,283	403,679	X: -2.20; Y: 4.00	7.85	3.76	96,283	362,241	X: -2.20; Y: 4.00	7.85
4.54	103,926	471,473	X: -2.20; Y: 4.00	8.25	4.06	103,926	421,637	X: -2.20; Y: 4.00	8.25
4.93	110,191	543,094	X: -2.20; Y: 4.00	8.65	4.39	110,191	484,197	X: -2.20; Y: 4.00	8.65
5.27	117,816	620,314	X: -2.20; Y: 4.00	9.05	4.68	117,816	551,574	X: -2.20; Y: 4.00	9.05
2.28	34,338	78,418	X: -2.70; Y: 4.00	5.33	2.12	34,338	72,799	X: -2.70; Y: 4.00	5.33
2.59	44,740	116,034	X: -2.70; Y: 4.00	5.73	2.39	44,740	106,765	X: -2.70; Y: 4.00	5.73
2.90	54,753	158,743	X: -2.70; Y: 4.00	6.13	2.65	54,753	144,989	X: -2.70; Y: 4.00	6.13
3.20	64,477	206,405	X: -2.70; Y: 4.00	6.53	2.91	64,477	187,365	X: -2.70; Y: 4.00	6.53
3.50	73,945	258,926	X: -2.70; Y: 4.00	6.93	3.16	73,945	233,820	X: -2.70; Y: 4.00	6.93
3.82	82,639	316,037	X: -2.70; Y: 4.00	7.33	3.44	82,639	284,185	X: -2.70; Y: 4.00	7.33
4.21	89,610	376,985	X: -2.70; Y: 4.00	7.73	3.77	89,610	337,740	X: -2.70; Y: 4.00	7.73
4.55	97,495	443,413	X: -2.70; Y: 4.00	8.13	4.06	97,495	396,052	X: -2.70; Y: 4.00	8.13
4.89	105,296	514,485	X: -2.70; Y: 4.00	8.53	4.35	105,296	458,243	X: -2.70; Y: 4.00	8.53
5.23	112,937	590,185	X: -2.70; Y: 4.00	8.93	4.64	112,937	524,322	X: -2.70; Y: 4.00	8.93
5.62	119,096	669,669	X: -2.70; Y: 4.00	9.33	4.98	119,096	593,563	X: -2.70; Y: 4.00	9.33
2.96	33,982	100,706	X: -3.20; Y: 4.00	5.64	2.72	33,982	92,345	X: -3.20; Y: 4.00	5.64
3.17	44,771	142,104	X: -3.20; Y: 4.00	6.04	2.89	44,771	129,456	X: -3.20; Y: 4.00	6.04
3.42	55,108	188,507	X: -3.20; Y: 4.00	6.44	3.10	55,108	170,761	X: -3.20; Y: 4.00	6.44
3.72	64,319	239,253	X: -3.20; Y: 4.00	6.84	3.35	64,319	215,607	X: -3.20; Y: 4.00	6.84
3.99	73,981	295,447	X: -3.20; Y: 4.00	7.24	3.58	73,981	265,168	X: -3.20; Y: 4.00	7.24
4.28	83,313	356,382	X: -3.20; Y: 4.00	7.64	3.83	83,313	318,725	X: -3.20; Y: 4.00	7.64

Bishop					Fellenius				
CS	FrzRbit	FrzRes	Centro	Raggio	CS	FrzRbit	FrzRes	Centro	Raggio
	[N]	[N]	[m]	[m]		[N]	[N]	[m]	[m]
4.61	91,419	421,657	X: -3.20; Y: 4.00	8.04	4.11	91,419	376,054	X: -3.20; Y: 4.00	8.04
4.95	99,362	491,587	X: -3.20; Y: 4.00	8.44	4.40	99,362	437,287	X: -3.20; Y: 4.00	8.44
5.33	106,043	565,470	X: -3.20; Y: 4.00	8.84	4.73	106,043	501,814	X: -3.20; Y: 4.00	8.84
5.66	113,929	644,823	X: -3.20; Y: 4.00	9.24	5.01	113,929	570,998	X: -3.20; Y: 4.00	9.24
6.01	121,198	728,799	X: -3.20; Y: 4.00	9.64	5.31	121,198	644,115	X: -3.20; Y: 4.00	9.64
3.88	32,982	128,131	X: -3.70; Y: 4.00	5.98	3.53	32,982	116,539	X: -3.70; Y: 4.00	5.98
3.95	43,949	173,605	X: -3.70; Y: 4.00	6.38	3.57	43,949	157,010	X: -3.70; Y: 4.00	6.38
4.11	54,495	224,035	X: -3.70; Y: 4.00	6.78	3.70	54,495	201,662	X: -3.70; Y: 4.00	6.78
4.32	64,686	279,332	X: -3.70; Y: 4.00	7.18	3.87	64,686	250,414	X: -3.70; Y: 4.00	7.18
4.55	74,570	339,419	X: -3.70; Y: 4.00	7.58	4.07	74,570	303,199	X: -3.70; Y: 4.00	7.58
4.86	83,061	403,475	X: -3.70; Y: 4.00	7.98	4.32	83,061	359,235	X: -3.70; Y: 4.00	7.98
5.15	91,734	472,824	X: -3.70; Y: 4.00	8.38	4.58	91,734	419,969	X: -3.70; Y: 4.00	8.38
5.47	99,923	546,734	X: -3.70; Y: 4.00	8.78	4.85	99,923	484,603	X: -3.70; Y: 4.00	8.78
5.82	107,479	625,288	X: -3.70; Y: 4.00	9.18	5.15	107,479	553,176	X: -3.70; Y: 4.00	9.18
6.21	113,945	707,502	X: -3.70; Y: 4.00	9.58	5.48	113,945	624,725	X: -3.70; Y: 4.00	9.58
6.52	122,026	795,422	X: -3.70; Y: 4.00	9.98	5.75	122,026	701,136	X: -3.70; Y: 4.00	9.98
4.99	32,478	161,955	X: -4.20; Y: 4.00	6.33	4.51	32,478	146,622	X: -4.20; Y: 4.00	6.33
4.85	43,698	211,752	X: -4.20; Y: 4.00	6.73	4.36	43,698	190,605	X: -4.20; Y: 4.00	6.73
4.89	54,478	266,418	X: -4.20; Y: 4.00	7.13	4.38	54,478	238,725	X: -4.20; Y: 4.00	7.13
5.02	64,874	325,887	X: -4.20; Y: 4.00	7.53	4.48	64,874	290,910	X: -4.20; Y: 4.00	7.53
5.26	73,993	389,490	X: -4.20; Y: 4.00	7.93	4.68	73,993	346,530	X: -4.20; Y: 4.00	7.93
5.47	83,896	458,557	X: -4.20; Y: 4.00	8.33	4.85	83,896	406,866	X: -4.20; Y: 4.00	8.33
5.75	92,519	532,160	X: -4.20; Y: 4.00	8.73	5.09	92,519	471,198	X: -4.20; Y: 4.00	8.73
6.05	100,860	610,118	X: -4.20; Y: 4.00	9.13	5.35	100,860	539,184	X: -4.20; Y: 4.00	9.13
6.42	107,782	691,943	X: -4.20; Y: 4.00	9.53	5.66	107,782	610,415	X: -4.20; Y: 4.00	9.53
6.71	116,068	779,300	X: -4.20; Y: 4.00	9.93	5.91	116,068	686,330	X: -4.20; Y: 4.00	9.93
7.02	124,165	871,231	X: -4.20; Y: 4.00	10.33	6.17	124,165	766,087	X: -4.20; Y: 4.00	10.33
1.68	35,052	58,719	X: 0.30; Y: 4.50	4.91	1.68	35,052	58,862	X: 0.30; Y: 4.50	4.91
1.91	44,505	85,178	X: 0.30; Y: 4.50	5.31	1.88	44,505	83,813	X: 0.30; Y: 4.50	5.31
2.21	52,965	117,243	X: 0.30; Y: 4.50	5.71	2.14	52,965	113,296	X: 0.30; Y: 4.50	5.71
2.53	61,064	154,676	X: 0.30; Y: 4.50	6.11	2.41	61,064	147,317	X: 0.30; Y: 4.50	6.11
2.84	69,524	197,686	X: 0.30; Y: 4.50	6.51	2.68	69,524	186,183	X: 0.30; Y: 4.50	6.51
3.17	77,453	245,249	X: 0.30; Y: 4.50	6.91	2.95	77,453	228,794	X: 0.30; Y: 4.50	6.91
3.51	84,652	297,214	X: 0.30; Y: 4.50	7.31	3.25	84,652	275,031	X: 0.30; Y: 4.50	7.31
3.84	92,331	354,481	X: 0.30; Y: 4.50	7.71	3.53	92,331	325,854	X: 0.30; Y: 4.50	7.71
4.17	99,936	416,523	X: 0.30; Y: 4.50	8.11	3.81	99,936	380,701	X: 0.30; Y: 4.50	8.11
4.50	107,467	483,295	X: 0.30; Y: 4.50	8.51	4.09	107,467	439,535	X: 0.30; Y: 4.50	8.51
4.83	114,921	554,755	X: 0.30; Y: 4.50	8.91	4.37	114,921	502,317	X: 0.30; Y: 4.50	8.91
1.41	33,268	46,887	X: -0.20; Y: 4.50	4.84	1.44	33,268	47,753	X: -0.20; Y: 4.50	4.84
1.66	43,672	72,566	X: -0.20; Y: 4.50	5.24	1.65	43,672	71,985	X: -0.20; Y: 4.50	5.24
1.96	52,906	103,796	X: -0.20; Y: 4.50	5.64	1.90	52,906	100,763	X: -0.20; Y: 4.50	5.64
2.30	61,161	140,475	X: -0.20; Y: 4.50	6.04	2.19	61,161	134,091	X: -0.20; Y: 4.50	6.04
2.64	69,100	182,274	X: -0.20; Y: 4.50	6.44	2.49	69,100	171,767	X: -0.20; Y: 4.50	6.44
2.98	76,924	229,038	X: -0.20; Y: 4.50	6.84	2.78	76,924	213,666	X: -0.20; Y: 4.50	6.84
3.32	84,659	280,683	X: -0.20; Y: 4.50	7.24	3.07	84,659	259,702	X: -0.20; Y: 4.50	7.24
3.65	92,306	337,141	X: -0.20; Y: 4.50	7.64	3.36	92,306	309,809	X: -0.20; Y: 4.50	7.64
3.99	99,872	398,362	X: -0.20; Y: 4.50	8.04	3.64	99,872	363,936	X: -0.20; Y: 4.50	8.04
4.33	107,352	464,303	X: -0.20; Y: 4.50	8.44	3.93	107,352	422,044	X: -0.20; Y: 4.50	8.44
4.69	113,852	534,340	X: -0.20; Y: 4.50	8.84	4.25	113,852	483,547	X: -0.20; Y: 4.50	8.84
1.26	34,762	43,797	X: -0.70; Y: 4.50	4.94	1.29	34,762	44,910	X: -0.70; Y: 4.50	4.94
1.57	45,364	71,363	X: -0.70; Y: 4.50	5.34	1.56	45,364	70,556	X: -0.70; Y: 4.50	5.34
1.92	54,410	104,205	X: -0.70; Y: 4.50	5.74	1.85	54,410	100,519	X: -0.70; Y: 4.50	5.74
2.27	62,775	142,607	X: -0.70; Y: 4.50	6.14	2.16	62,775	135,379	X: -0.70; Y: 4.50	6.14
2.62	70,774	185,635	X: -0.70; Y: 4.50	6.54	2.46	70,774	174,090	X: -0.70; Y: 4.50	6.54
2.97	78,649	233,569	X: -0.70; Y: 4.50	6.94	2.76	78,649	216,968	X: -0.70; Y: 4.50	6.94
3.31	86,399	286,338	X: -0.70; Y: 4.50	7.34	3.05	86,399	263,942	X: -0.70; Y: 4.50	7.34
3.68	93,366	343,405	X: -0.70; Y: 4.50	7.74	3.37	93,366	314,471	X: -0.70; Y: 4.50	7.74
4.02	100,929	405,760	X: -0.70; Y: 4.50	8.14	3.66	100,929	369,570	X: -0.70; Y: 4.50	8.14
4.36	108,427	472,834	X: -0.70; Y: 4.50	8.54	3.95	108,427	428,650	X: -0.70; Y: 4.50	8.54
4.70	115,857	544,595	X: -0.70; Y: 4.50	8.94	4.24	115,857	491,678	X: -0.70; Y: 4.50	8.94
1.27	35,525	45,131	X: -1.20; Y: 4.50	5.08	1.29	35,525	45,660	X: -1.20; Y: 4.50	5.08
1.64	45,635	74,980	X: -1.20; Y: 4.50	5.48	1.60	45,635	73,159	X: -1.20; Y: 4.50	5.48
1.99	55,130	109,948	X: -1.20; Y: 4.50	5.88	1.90	55,130	104,963	X: -1.20; Y: 4.50	5.88
2.32	64,426	149,655	X: -1.20; Y: 4.50	6.28	2.19	64,426	140,861	X: -1.20; Y: 4.50	6.28
2.69	72,393	194,415	X: -1.20; Y: 4.50	6.68	2.50	72,393	181,059	X: -1.20; Y: 4.50	6.68
3.04	80,241	244,066	X: -1.20; Y: 4.50	7.08	2.81	80,241	225,415	X: -1.20; Y: 4.50	7.08
3.39	87,986	298,545	X: -1.20; Y: 4.50	7.48	3.11	87,986	273,855	X: -1.20; Y: 4.50	7.48
3.74	95,630	357,803	X: -1.20; Y: 4.50	7.88	3.41	95,630	326,335	X: -1.20; Y: 4.50	7.88
4.09	103,182	421,797	X: -1.20; Y: 4.50	8.28	3.71	103,182	382,811	X: -1.20; Y: 4.50	8.28
4.43	110,644	490,489	X: -1.20; Y: 4.50	8.68	4.01	110,644	443,247	X: -1.20; Y: 4.50	8.68
4.81	117,048	563,217	X: -1.20; Y: 4.50	9.08	4.33	117,048	507,030	X: -1.20; Y: 4.50	9.08
1.46	35,240	51,373	X: -1.70; Y: 4.50	5.26	1.44	35,240	50,592	X: -1.70; Y: 4.50	5.26
1.80	46,217	83,161	X: -1.70; Y: 4.50	5.66	1.73	46,217	79,768	X: -1.70; Y: 4.50	5.66
2.15	56,031	120,442	X: -1.70; Y: 4.50	6.06	2.03	56,031	113,599	X: -1.70; Y: 4.50	6.06
2.49	65,275	162,827	X: -1.70; Y: 4.50	6.46	2.33	65,275	151,770	X: -1.70; Y: 4.50	6.46
2.86	73,356	209,818	X: -1.70; Y: 4.50	6.86	2.64	73,356	193,885	X: -1.70; Y: 4.50	6.86
3.22	81,263	261,687	X: -1.70; Y: 4.50	7.26	2.96	81,263	240,155	X: -1.70; Y: 4.50	7.26
3.57	89,096	318,347	X: -1.70; Y: 4.50	7.66	3.26	89,096	290,462	X: -1.70; Y: 4.50	7.66
3.92	96,831	379,763	X: -1.70; Y: 4.50	8.06	3.56	96,831	344,780	X: -1.70; Y: 4.50	8.06
4.27	104,468	445,897	X: -1.70; Y: 4.50	8.46	3.86	104,468	403,072	X: -1.70; Y: 4.50	8.46
4.65	111,050	516,074	X: -1.70; Y: 4.50	8.86	4.18	111,050	464,702	X: -1.70; Y: 4.50	8.86
4.99	118,617	591,675	X: -1.70; Y: 4.50	9.26	4.48	118,617	531,009	X: -1.70; Y: 4.50	9.26
1.74	35,348	61,642	X: -2.20; Y: 4.50	5.48	1.67	35,348	59,105	X: -2.20; Y: 4.50	5.48

Bishop					Fellenius				
CS	FrzRbit	FrzRes	Centro	Raggio	CS	FrzRbit	FrzRes	Centro	Raggio
	[N]	[N]	[m]	[m]		[N]	[N]	[m]	[m]
2.12	45,558	96,430	X: -2.20; Y: 4.50	5.88	2.00	45,558	90,898	X: -2.20; Y: 4.50	5.88
2.42	56,264	136,327	X: -2.20; Y: 4.50	6.28	2.26	56,264	126,983	X: -2.20; Y: 4.50	6.28
2.75	65,868	181,441	X: -2.20; Y: 4.50	6.68	2.54	65,868	167,502	X: -2.20; Y: 4.50	6.68
3.10	74,634	231,289	X: -2.20; Y: 4.50	7.08	2.84	74,634	212,047	X: -2.20; Y: 4.50	7.08
3.46	82,665	285,818	X: -2.20; Y: 4.50	7.48	3.15	82,665	260,596	X: -2.20; Y: 4.50	7.48
3.81	90,570	345,131	X: -2.20; Y: 4.50	7.88	3.46	90,570	313,179	X: -2.20; Y: 4.50	7.88
4.16	98,370	409,180	X: -2.20; Y: 4.50	8.28	3.76	98,370	369,741	X: -2.20; Y: 4.50	8.28
4.51	106,059	477,931	X: -2.20; Y: 4.50	8.68	4.06	106,059	430,261	X: -2.20; Y: 4.50	8.68
4.89	112,642	550,699	X: -2.20; Y: 4.50	9.08	4.39	112,642	494,099	X: -2.20; Y: 4.50	9.08
5.23	120,256	628,905	X: -2.20; Y: 4.50	9.48	4.68	120,256	562,619	X: -2.20; Y: 4.50	9.48
2.18	35,085	76,627	X: -2.70; Y: 4.50	5.74	2.05	35,085	71,919	X: -2.70; Y: 4.50	5.74
2.51	45,868	115,088	X: -2.70; Y: 4.50	6.14	2.33	45,868	107,021	X: -2.70; Y: 4.50	6.14
2.83	56,029	158,309	X: -2.70; Y: 4.50	6.54	2.61	56,029	145,992	X: -2.70; Y: 4.50	6.54
3.13	65,882	206,532	X: -2.70; Y: 4.50	6.94	2.87	65,882	189,158	X: -2.70; Y: 4.50	6.94
3.41	76,057	259,569	X: -2.70; Y: 4.50	7.34	3.11	76,057	236,314	X: -2.70; Y: 4.50	7.34
3.82	82,967	316,668	X: -2.70; Y: 4.50	7.74	3.46	82,967	286,994	X: -2.70; Y: 4.50	7.74
4.17	90,994	379,035	X: -2.70; Y: 4.50	8.14	3.76	90,994	342,199	X: -2.70; Y: 4.50	8.14
4.51	98,961	446,116	X: -2.70; Y: 4.50	8.54	4.06	98,961	401,342	X: -2.70; Y: 4.50	8.54
4.85	106,819	517,891	X: -2.70; Y: 4.50	8.94	4.35	106,819	464,427	X: -2.70; Y: 4.50	8.94
5.19	114,564	594,328	X: -2.70; Y: 4.50	9.34	4.64	114,564	531,432	X: -2.70; Y: 4.50	9.34
5.57	121,169	674,771	X: -2.70; Y: 4.50	9.74	4.97	121,169	601,780	X: -2.70; Y: 4.50	9.74
2.79	34,874	97,180	X: -3.20; Y: 4.50	6.03	2.58	34,874	90,017	X: -3.20; Y: 4.50	6.03
3.04	45,608	138,793	X: -3.20; Y: 4.50	6.43	2.80	45,608	127,665	X: -3.20; Y: 4.50	6.43
3.32	55,919	185,501	X: -3.20; Y: 4.50	6.83	3.03	55,919	169,582	X: -3.20; Y: 4.50	6.83
3.60	65,932	237,179	X: -3.20; Y: 4.50	7.23	3.27	65,932	215,665	X: -3.20; Y: 4.50	7.23
3.88	75,674	293,737	X: -3.20; Y: 4.50	7.63	3.51	75,674	265,848	X: -3.20; Y: 4.50	7.63
4.20	84,488	354,842	X: -3.20; Y: 4.50	8.03	3.79	84,488	319,920	X: -3.20; Y: 4.50	8.03
4.54	92,677	420,531	X: -3.20; Y: 4.50	8.43	4.08	92,677	377,901	X: -3.20; Y: 4.50	8.43
4.91	99,883	490,365	X: -3.20; Y: 4.50	8.83	4.40	99,883	439,301	X: -3.20; Y: 4.50	8.83
5.24	107,916	565,539	X: -3.20; Y: 4.50	9.23	4.68	107,916	505,275	X: -3.20; Y: 4.50	9.23
5.57	115,786	645,374	X: -3.20; Y: 4.50	9.63	4.97	115,786	575,167	X: -3.20; Y: 4.50	9.63
5.91	123,523	729,835	X: -3.20; Y: 4.50	10.03	5.25	123,523	648,951	X: -3.20; Y: 4.50	10.03
3.57	34,488	123,020	X: -3.70; Y: 4.50	6.35	3.28	34,488	112,995	X: -3.70; Y: 4.50	6.35
3.70	45,528	168,525	X: -3.70; Y: 4.50	6.75	3.38	45,528	153,857	X: -3.70; Y: 4.50	6.75
3.90	56,131	219,033	X: -3.70; Y: 4.50	7.15	3.54	56,131	198,926	X: -3.70; Y: 4.50	7.15
4.14	66,346	274,452	X: -3.70; Y: 4.50	7.55	3.74	66,346	248,125	X: -3.70; Y: 4.50	7.55
4.42	75,590	334,220	X: -3.70; Y: 4.50	7.95	3.98	75,590	300,904	X: -3.70; Y: 4.50	7.95
4.70	84,989	399,216	X: -3.70; Y: 4.50	8.35	4.21	84,989	358,222	X: -3.70; Y: 4.50	8.35
5.02	93,335	468,635	X: -3.70; Y: 4.50	8.75	4.49	93,335	419,363	X: -3.70; Y: 4.50	8.75
5.35	101,520	542,739	X: -3.70; Y: 4.50	9.15	4.77	101,520	484,441	X: -3.70; Y: 4.50	9.15
5.72	108,436	620,770	X: -3.70; Y: 4.50	9.55	5.10	108,436	552,759	X: -3.70; Y: 4.50	9.55
6.05	116,506	704,321	X: -3.70; Y: 4.50	9.95	5.37	116,506	625,809	X: -3.70; Y: 4.50	9.95
6.37	124,472	792,497	X: -3.70; Y: 4.50	10.35	5.65	124,472	702,742	X: -3.70; Y: 4.50	10.35
4.59	33,548	154,051	X: -4.20; Y: 4.50	6.68	4.19	33,548	140,644	X: -4.20; Y: 4.50	6.68
4.55	44,729	203,683	X: -4.20; Y: 4.50	7.08	4.13	44,729	184,892	X: -4.20; Y: 4.50	7.08
4.65	55,497	258,264	X: -4.20; Y: 4.50	7.48	4.20	55,497	233,334	X: -4.20; Y: 4.50	7.48
4.82	65,915	317,719	X: -4.20; Y: 4.50	7.88	4.34	65,915	285,894	X: -4.20; Y: 4.50	7.88
5.02	76,030	381,984	X: -4.20; Y: 4.50	8.28	4.50	76,030	342,509	X: -4.20; Y: 4.50	8.28
5.25	85,875	451,004	X: -4.20; Y: 4.50	8.68	4.69	85,875	403,135	X: -4.20; Y: 4.50	8.68
5.60	93,478	523,667	X: -4.20; Y: 4.50	9.08	4.99	93,478	466,891	X: -4.20; Y: 4.50	9.08
5.91	101,864	601,776	X: -4.20; Y: 4.50	9.48	5.26	101,864	535,378	X: -4.20; Y: 4.50	9.48
6.24	109,660	684,560	X: -4.20; Y: 4.50	9.88	5.54	109,660	607,844	X: -4.20; Y: 4.50	9.88
6.55	117,826	771,930	X: -4.20; Y: 4.50	10.28	5.81	117,826	684,071	X: -4.20; Y: 4.50	10.28
6.93	124,552	863,132	X: -4.20; Y: 4.50	10.68	6.13	124,552	763,520	X: -4.20; Y: 4.50	10.68
1.76	34,988	61,506	X: 0.30; Y: 5.00	5.40	1.76	34,988	61,695	X: 0.30; Y: 5.00	5.40
1.99	44,596	88,912	X: 0.30; Y: 5.00	5.80	1.97	44,596	87,651	X: 0.30; Y: 5.00	5.80
2.30	53,221	122,198	X: 0.30; Y: 5.00	6.20	2.23	53,221	118,440	X: 0.30; Y: 5.00	6.20
2.58	62,357	160,789	X: 0.30; Y: 5.00	6.60	2.47	62,357	153,852	X: 0.30; Y: 5.00	6.60
2.90	70,595	204,694	X: 0.30; Y: 5.00	7.00	2.74	70,595	193,658	X: 0.30; Y: 5.00	7.00
3.21	79,131	254,045	X: 0.30; Y: 5.00	7.40	3.01	79,131	238,182	X: 0.30; Y: 5.00	7.40
3.55	86,630	307,550	X: 0.30; Y: 5.00	7.80	3.30	86,630	286,037	X: 0.30; Y: 5.00	7.80
3.88	94,456	366,329	X: 0.30; Y: 5.00	8.20	3.58	94,456	338,445	X: 0.30; Y: 5.00	8.20
4.21	102,180	429,925	X: 0.30; Y: 5.00	8.60	3.86	102,180	394,921	X: 0.30; Y: 5.00	8.60
4.54	109,813	498,290	X: 0.30; Y: 5.00	9.00	4.15	109,813	455,419	X: 0.30; Y: 5.00	9.00
4.87	117,362	571,386	X: 0.30; Y: 5.00	9.40	4.43	117,362	519,905	X: 0.30; Y: 5.00	9.40
1.44	34,490	49,568	X: -0.20; Y: 5.00	5.34	1.47	34,490	50,605	X: -0.20; Y: 5.00	5.34
1.72	44,396	76,202	X: -0.20; Y: 5.00	5.74	1.71	44,396	75,773	X: -0.20; Y: 5.00	5.74
2.05	53,273	109,063	X: -0.20; Y: 5.00	6.14	1.99	53,273	106,167	X: -0.20; Y: 5.00	6.14
2.39	61,587	147,105	X: -0.20; Y: 5.00	6.54	2.29	61,587	140,929	X: -0.20; Y: 5.00	6.54
2.70	70,521	190,204	X: -0.20; Y: 5.00	6.94	2.55	70,521	180,090	X: -0.20; Y: 5.00	6.94
3.03	78,584	238,445	X: -0.20; Y: 5.00	7.34	2.84	78,584	223,545	X: -0.20; Y: 5.00	7.34
3.37	86,514	291,625	X: -0.20; Y: 5.00	7.74	3.13	86,514	271,188	X: -0.20; Y: 5.00	7.74
3.71	94,323	349,669	X: -0.20; Y: 5.00	8.14	3.42	94,323	322,951	X: -0.20; Y: 5.00	8.14
4.04	102,028	412,523	X: -0.20; Y: 5.00	8.54	3.71	102,028	378,776	X: -0.20; Y: 5.00	8.54
4.38	109,633	480,139	X: -0.20; Y: 5.00	8.94	4.00	109,633	438,623	X: -0.20; Y: 5.00	8.94
4.72	117,145	552,479	X: -0.20; Y: 5.00	9.34	4.29	117,145	502,455	X: -0.20; Y: 5.00	9.34
1.33	35,133	46,832	X: -0.70; Y: 5.00	5.42	1.36	35,133	47,945	X: -0.70; Y: 5.00	5.42
1.64	45,982	75,298	X: -0.70; Y: 5.00	5.82	1.62	45,982	74,617	X: -0.70; Y: 5.00	5.82
2.00	54,539	109,145	X: -0.70; Y: 5.00	6.22	1.94	54,539	105,690	X: -0.70; Y: 5.00	6.22
2.33	63,584	148,182	X: -0.70; Y: 5.00	6.62	2.22	63,584	141,335	X: -0.70; Y: 5.00	6.62
2.67	72,173	192,872	X: -0.70; Y: 5.00	7.02	2.52	72,173	181,848	X: -0.70; Y: 5.00	7.02
3.02	80,283	242,205	X: -0.70; Y: 5.00	7.42	2.82	80,283	226,218	X: -0.70; Y: 5.00	7.42
3.36	88,233	296,431	X: -0.70; Y: 5.00	7.82	3.11	88,233	274,738	X: -0.70; Y: 5.00	7.82

Bishop					Fellenius				
CS	FrzRbit	FrzRes	Centro	Raggio	CS	FrzRbit	FrzRes	Centro	Raggio
	[N]	[N]	[m]	[m]		[N]	[N]	[m]	[m]
3.72	95,466	355,047	X: -0.70; Y: 5.00	8.22	3.42	95,466	326,889	X: -0.70; Y: 5.00	8.22
4.06	103,149	418,929	X: -0.70; Y: 5.00	8.62	3.72	103,149	383,593	X: -0.70; Y: 5.00	8.62
4.40	110,748	487,570	X: -0.70; Y: 5.00	9.02	4.01	110,748	444,315	X: -0.70; Y: 5.00	9.02
4.74	118,270	560,936	X: -0.70; Y: 5.00	9.42	4.30	118,270	509,024	X: -0.70; Y: 5.00	9.42
1.32	35,996	47,546	X: -1.20; Y: 5.00	5.55	1.34	35,996	48,270	X: -1.20; Y: 5.00	5.55
1.69	46,166	78,233	X: -1.20; Y: 5.00	5.95	1.66	46,166	76,678	X: -1.20; Y: 5.00	5.95
2.02	56,474	114,012	X: -1.20; Y: 5.00	6.35	1.94	56,474	109,519	X: -1.20; Y: 5.00	6.35
2.38	64,976	154,881	X: -1.20; Y: 5.00	6.75	2.26	64,976	146,665	X: -1.20; Y: 5.00	6.75
2.75	73,124	200,833	X: -1.20; Y: 5.00	7.15	2.57	73,124	188,167	X: -1.20; Y: 5.00	7.15
3.10	81,154	251,732	X: -1.20; Y: 5.00	7.55	2.88	81,154	233,878	X: -1.20; Y: 5.00	7.55
3.45	89,075	307,512	X: -1.20; Y: 5.00	7.95	3.19	89,075	283,728	X: -1.20; Y: 5.00	7.95
3.80	96,895	368,120	X: -1.20; Y: 5.00	8.35	3.48	96,895	337,664	X: -1.20; Y: 5.00	8.35
4.14	104,619	433,505	X: -1.20; Y: 5.00	8.75	3.78	104,619	395,634	X: -1.20; Y: 5.00	8.75
4.49	112,253	503,629	X: -1.20; Y: 5.00	9.15	4.08	112,253	457,605	X: -1.20; Y: 5.00	9.15
4.83	119,799	578,459	X: -1.20; Y: 5.00	9.55	4.37	119,799	523,543	X: -1.20; Y: 5.00	9.55
1.48	35,613	52,619	X: -1.70; Y: 5.00	5.72	1.46	35,613	52,152	X: -1.70; Y: 5.00	5.72
1.82	46,965	85,435	X: -1.70; Y: 5.00	6.12	1.76	46,965	82,544	X: -1.70; Y: 5.00	6.12
2.18	56,810	123,702	X: -1.70; Y: 5.00	6.52	2.07	56,810	117,500	X: -1.70; Y: 5.00	6.52
2.54	65,734	166,856	X: -1.70; Y: 5.00	6.92	2.38	65,734	156,627	X: -1.70; Y: 5.00	6.92
2.88	74,682	214,807	X: -1.70; Y: 5.00	7.32	2.68	74,682	199,866	X: -1.70; Y: 5.00	7.32
3.23	82,803	267,766	X: -1.70; Y: 5.00	7.72	2.99	82,803	247,345	X: -1.70; Y: 5.00	7.72
3.59	90,788	325,578	X: -1.70; Y: 5.00	8.12	3.29	90,788	298,929	X: -1.70; Y: 5.00	8.12
3.94	98,645	388,194	X: -1.70; Y: 5.00	8.52	3.59	98,645	354,571	X: -1.70; Y: 5.00	8.52
4.28	106,390	455,566	X: -1.70; Y: 5.00	8.92	3.89	106,390	414,228	X: -1.70; Y: 5.00	8.92
4.63	114,026	527,662	X: -1.70; Y: 5.00	9.32	4.19	114,026	477,867	X: -1.70; Y: 5.00	9.32
5.00	120,838	603,976	X: -1.70; Y: 5.00	9.72	4.51	120,838	545,022	X: -1.70; Y: 5.00	9.72
1.73	35,775	61,746	X: -2.20; Y: 5.00	5.93	1.67	35,775	59,737	X: -2.20; Y: 5.00	5.93
2.06	47,193	97,406	X: -2.20; Y: 5.00	6.33	1.96	47,193	92,622	X: -2.20; Y: 5.00	6.33
2.41	57,331	138,229	X: -2.20; Y: 5.00	6.73	2.26	57,331	129,809	X: -2.20; Y: 5.00	6.73
2.75	67,029	184,157	X: -2.20; Y: 5.00	7.13	2.56	67,029	171,323	X: -2.20; Y: 5.00	7.13
3.11	75,393	234,699	X: -2.20; Y: 5.00	7.53	2.88	75,393	216,783	X: -2.20; Y: 5.00	7.53
3.47	83,572	290,143	X: -2.20; Y: 5.00	7.93	3.19	83,572	266,406	X: -2.20; Y: 5.00	7.93
3.82	91,642	350,407	X: -2.20; Y: 5.00	8.33	3.49	91,642	320,089	X: -2.20; Y: 5.00	8.33
4.17	99,593	415,455	X: -2.20; Y: 5.00	8.73	3.79	99,593	377,804	X: -2.20; Y: 5.00	8.73
4.52	107,430	485,246	X: -2.20; Y: 5.00	9.13	4.09	107,430	439,515	X: -2.20; Y: 5.00	9.13
4.89	114,370	559,205	X: -2.20; Y: 5.00	9.53	4.41	114,370	504,675	X: -2.20; Y: 5.00	9.53
5.23	122,090	638,488	X: -2.20; Y: 5.00	9.93	4.70	122,090	574,414	X: -2.20; Y: 5.00	9.93
2.11	35,930	75,837	X: -2.70; Y: 5.00	6.17	2.00	35,930	71,944	X: -2.70; Y: 5.00	6.17
2.46	46,467	114,372	X: -2.70; Y: 5.00	6.57	2.31	46,467	107,271	X: -2.70; Y: 5.00	6.57
2.75	57,408	158,042	X: -2.70; Y: 5.00	6.97	2.56	57,408	146,865	X: -2.70; Y: 5.00	6.97
3.07	67,316	206,915	X: -2.70; Y: 5.00	7.37	2.84	67,316	190,898	X: -2.70; Y: 5.00	7.37
3.41	76,334	260,513	X: -2.70; Y: 5.00	7.77	3.13	76,334	238,949	X: -2.70; Y: 5.00	7.77
3.77	84,638	318,820	X: -2.70; Y: 5.00	8.17	3.44	84,638	291,020	X: -2.70; Y: 5.00	8.17
4.12	92,793	381,939	X: -2.70; Y: 5.00	8.57	3.74	92,793	347,144	X: -2.70; Y: 5.00	8.57
4.46	100,827	449,824	X: -2.70; Y: 5.00	8.97	4.04	100,827	407,275	X: -2.70; Y: 5.00	8.97
4.80	108,734	522,436	X: -2.70; Y: 5.00	9.37	4.34	108,734	471,385	X: -2.70; Y: 5.00	9.37
5.15	116,522	599,747	X: -2.70; Y: 5.00	9.77	4.63	116,522	539,447	X: -2.70; Y: 5.00	9.77
5.52	123,416	681,235	X: -2.70; Y: 5.00	10.17	4.95	123,416	610,997	X: -2.70; Y: 5.00	10.17
2.65	35,580	94,361	X: -3.20; Y: 5.00	6.44	2.48	35,580	88,195	X: -3.20; Y: 5.00	6.44
2.93	46,612	136,670	X: -3.20; Y: 5.00	6.84	2.72	46,612	126,850	X: -3.20; Y: 5.00	6.84
3.22	57,053	183,801	X: -3.20; Y: 5.00	7.24	2.97	57,053	169,445	X: -3.20; Y: 5.00	7.24
3.51	67,179	235,949	X: -3.20; Y: 5.00	7.64	3.22	67,179	216,249	X: -3.20; Y: 5.00	7.64
3.81	76,876	292,965	X: -3.20; Y: 5.00	8.04	3.48	76,876	267,157	X: -3.20; Y: 5.00	8.04
4.18	84,780	353,980	X: -3.20; Y: 5.00	8.44	3.79	84,780	321,415	X: -3.20; Y: 5.00	8.44
4.52	93,044	420,302	X: -3.20; Y: 5.00	8.84	4.09	93,044	380,281	X: -3.20; Y: 5.00	8.84
4.85	101,230	491,366	X: -3.20; Y: 5.00	9.24	4.38	101,230	443,111	X: -3.20; Y: 5.00	9.24
5.19	109,296	567,151	X: -3.20; Y: 5.00	9.64	4.67	109,296	509,907	X: -3.20; Y: 5.00	9.64
5.52	117,243	647,626	X: -3.20; Y: 5.00	10.04	4.95	117,243	580,647	X: -3.20; Y: 5.00	10.04
5.86	125,072	732,761	X: -3.20; Y: 5.00	10.44	5.24	125,072	655,307	X: -3.20; Y: 5.00	10.44
3.36	35,288	118,422	X: -3.70; Y: 5.00	6.73	3.11	35,288	109,687	X: -3.70; Y: 5.00	6.73
3.54	46,293	164,067	X: -3.70; Y: 5.00	7.13	3.26	46,293	151,023	X: -3.70; Y: 5.00	7.13
3.78	56,862	214,804	X: -3.70; Y: 5.00	7.53	3.46	56,862	196,645	X: -3.70; Y: 5.00	7.53
4.03	67,122	270,517	X: -3.70; Y: 5.00	7.93	3.67	67,122	246,445	X: -3.70; Y: 5.00	7.93
4.29	77,111	331,126	X: -3.70; Y: 5.00	8.33	3.90	77,111	300,364	X: -3.70; Y: 5.00	8.33
4.61	86,040	396,239	X: -3.70; Y: 5.00	8.73	4.16	86,040	358,151	X: -3.70; Y: 5.00	8.73
4.93	94,464	466,007	X: -3.70; Y: 5.00	9.13	4.44	94,464	419,892	X: -3.70; Y: 5.00	9.13
5.30	101,931	539,934	X: -3.70; Y: 5.00	9.53	4.76	101,931	485,058	X: -3.70; Y: 5.00	9.53
5.62	110,155	619,215	X: -3.70; Y: 5.00	9.93	5.04	110,155	554,819	X: -3.70; Y: 5.00	9.93
5.95	118,258	703,178	X: -3.70; Y: 5.00	10.33	5.31	118,258	628,515	X: -3.70; Y: 5.00	10.33
6.27	126,195	791,799	X: -3.70; Y: 5.00	10.73	5.60	126,195	706,134	X: -3.70; Y: 5.00	10.73
4.24	34,891	147,820	X: -4.20; Y: 5.00	7.05	3.90	34,891	136,076	X: -4.20; Y: 5.00	7.05
4.28	46,143	197,441	X: -4.20; Y: 5.00	7.45	3.92	46,143	180,686	X: -4.20; Y: 5.00	7.45
4.42	56,968	252,059	X: -4.20; Y: 5.00	7.85	4.03	56,968	229,515	X: -4.20; Y: 5.00	7.85
4.62	67,411	311,597	X: -4.20; Y: 5.00	8.25	4.19	67,411	282,495	X: -4.20; Y: 5.00	8.25
4.88	76,927	375,497	X: -4.20; Y: 5.00	8.65	4.41	76,927	339,067	X: -4.20; Y: 5.00	8.65
5.14	86,414	444,558	X: -4.20; Y: 5.00	9.05	4.63	86,414	400,135	X: -4.20; Y: 5.00	9.05
5.46	94,975	518,111	X: -4.20; Y: 5.00	9.45	4.90	94,975	465,081	X: -4.20; Y: 5.00	9.45
5.77	103,375	596,378	X: -4.20; Y: 5.00	9.85	5.17	103,375	533,989	X: -4.20; Y: 5.00	9.85
6.09	111,635	679,323	X: -4.20; Y: 5.00	10.25	5.44	111,635	606,820	X: -4.20; Y: 5.00	10.25
6.45	118,765	766,301	X: -4.20; Y: 5.00	10.65	5.75	118,765	683,012	X: -4.20; Y: 5.00	10.65
6.77	126,906	858,688	X: -4.20; Y: 5.00	11.05	6.02	126,906	763,818	X: -4.20; Y: 5.00	11.05
1.84	34,665	63,872	X: 0.30; Y: 5.50	5.89	1.85	34,665	64,028	X: 0.30; Y: 5.50	5.89
2.07	44,533	92,226	X: 0.30; Y: 5.50	6.29	2.04	44,533	91,030	X: 0.30; Y: 5.50	6.29

Bishop					Fellenius				
CS	FrzRbit	FrzRes	Centro	Raggio	CS	FrzRbit	FrzRes	Centro	Raggio
	[N]	[N]	[m]	[m]		[N]	[N]	[m]	[m]
2.34	54,177	126,811	X: 0.30; Y: 5.50	6.69	2.28	54,177	123,357	X: 0.30; Y: 5.50	6.69
2.65	62,900	166,780	X: 0.30; Y: 5.50	7.09	2.55	62,900	160,114	X: 0.30; Y: 5.50	7.09
2.97	71,368	212,015	X: 0.30; Y: 5.50	7.49	2.82	71,368	201,350	X: 0.30; Y: 5.50	7.49
3.30	79,586	262,367	X: 0.30; Y: 5.50	7.89	3.10	79,586	246,924	X: 0.30; Y: 5.50	7.89
3.61	88,090	318,068	X: 0.30; Y: 5.50	8.29	3.37	88,090	297,114	X: 0.30; Y: 5.50	8.29
3.95	95,669	377,979	X: 0.30; Y: 5.50	8.69	3.67	95,669	350,717	X: 0.30; Y: 5.50	8.69
4.28	103,552	443,102	X: 0.30; Y: 5.50	9.09	3.95	103,552	408,805	X: 0.30; Y: 5.50	9.09
4.61	111,343	513,035	X: 0.30; Y: 5.50	9.49	4.23	111,343	470,953	X: 0.30; Y: 5.50	9.49
4.94	119,049	587,734	X: 0.30; Y: 5.50	9.89	4.51	119,049	537,123	X: 0.30; Y: 5.50	9.89
1.52	34,656	52,585	X: -0.20; Y: 5.50	5.84	1.55	34,656	53,576	X: -0.20; Y: 5.50	5.84
1.80	44,413	80,145	X: -0.20; Y: 5.50	6.24	1.80	44,413	79,735	X: -0.20; Y: 5.50	6.24
2.14	53,361	114,115	X: -0.20; Y: 5.50	6.64	2.09	53,361	111,303	X: -0.20; Y: 5.50	6.64
2.44	62,744	153,332	X: -0.20; Y: 5.50	7.04	2.35	62,744	147,449	X: -0.20; Y: 5.50	7.04
2.78	71,266	197,913	X: -0.20; Y: 5.50	7.44	2.64	71,266	188,093	X: -0.20; Y: 5.50	7.44
3.11	79,542	247,600	X: -0.20; Y: 5.50	7.84	2.93	79,542	233,079	X: -0.20; Y: 5.50	7.84
3.45	87,618	302,284	X: -0.20; Y: 5.50	8.24	3.22	87,618	282,305	X: -0.20; Y: 5.50	8.24
3.79	95,584	361,877	X: -0.20; Y: 5.50	8.64	3.51	95,584	335,695	X: -0.20; Y: 5.50	8.64
4.12	103,449	426,324	X: -0.20; Y: 5.50	9.04	3.80	103,449	393,190	X: -0.20; Y: 5.50	9.04
4.46	111,220	495,573	X: -0.20; Y: 5.50	9.44	4.09	111,220	454,743	X: -0.20; Y: 5.50	9.44
4.79	118,899	569,585	X: -0.20; Y: 5.50	9.84	4.38	118,899	520,316	X: -0.20; Y: 5.50	9.84
1.40	35,377	49,653	X: -0.70; Y: 5.50	5.91	1.43	35,377	50,738	X: -0.70; Y: 5.50	5.91
1.72	45,937	78,874	X: -0.70; Y: 5.50	6.31	1.70	45,937	78,269	X: -0.70; Y: 5.50	6.31
2.05	55,405	113,733	X: -0.70; Y: 5.50	6.71	2.00	55,405	110,578	X: -0.70; Y: 5.50	6.71
2.40	64,078	154,107	X: -0.70; Y: 5.50	7.11	2.30	64,078	147,577	X: -0.70; Y: 5.50	7.11
2.75	72,744	200,009	X: -0.70; Y: 5.50	7.51	2.60	72,744	189,388	X: -0.70; Y: 5.50	7.51
3.10	80,995	250,726	X: -0.70; Y: 5.50	7.91	2.90	80,995	235,240	X: -0.70; Y: 5.50	7.91
3.44	89,111	306,390	X: -0.70; Y: 5.50	8.31	3.20	89,111	285,290	X: -0.70; Y: 5.50	8.31
3.78	97,095	366,932	X: -0.70; Y: 5.50	8.71	3.50	97,095	339,475	X: -0.70; Y: 5.50	8.71
4.13	104,458	431,916	X: -0.70; Y: 5.50	9.11	3.80	104,458	397,348	X: -0.70; Y: 5.50	9.11
4.47	112,217	502,103	X: -0.70; Y: 5.50	9.51	4.10	112,217	459,697	X: -0.70; Y: 5.50	9.51
4.81	119,897	577,050	X: -0.70; Y: 5.50	9.91	4.39	119,897	526,068	X: -0.70; Y: 5.50	9.91
1.37	36,344	49,879	X: -1.20; Y: 5.50	6.03	1.39	36,344	50,682	X: -1.20; Y: 5.50	6.03
1.72	47,235	81,041	X: -1.20; Y: 5.50	6.43	1.69	47,235	79,765	X: -1.20; Y: 5.50	6.43
2.08	56,684	118,025	X: -1.20; Y: 5.50	6.83	2.01	56,684	113,894	X: -1.20; Y: 5.50	6.83
2.45	65,213	160,055	X: -1.20; Y: 5.50	7.23	2.34	65,213	152,315	X: -1.20; Y: 5.50	7.23
2.81	73,638	207,192	X: -1.20; Y: 5.50	7.63	2.65	73,638	195,115	X: -1.20; Y: 5.50	7.63
3.14	82,520	259,274	X: -1.20; Y: 5.50	8.03	2.93	82,520	242,149	X: -1.20; Y: 5.50	8.03
3.49	90,624	316,374	X: -1.20; Y: 5.50	8.43	3.24	90,624	293,422	X: -1.20; Y: 5.50	8.43
3.84	98,597	378,346	X: -1.20; Y: 5.50	8.83	3.54	98,597	348,823	X: -1.20; Y: 5.50	8.83
4.18	106,455	445,141	X: -1.20; Y: 5.50	9.23	3.84	106,455	408,304	X: -1.20; Y: 5.50	9.23
4.52	114,206	516,715	X: -1.20; Y: 5.50	9.63	4.13	114,206	471,818	X: -1.20; Y: 5.50	9.63
4.87	121,861	593,028	X: -1.20; Y: 5.50	10.03	4.43	121,861	539,335	X: -1.20; Y: 5.50	10.03
1.47	36,844	54,026	X: -1.70; Y: 5.50	6.19	1.46	36,844	53,926	X: -1.70; Y: 5.50	6.19
1.85	47,252	87,590	X: -1.70; Y: 5.50	6.59	1.80	47,252	85,064	X: -1.70; Y: 5.50	6.59
2.19	58,037	126,830	X: -1.70; Y: 5.50	6.99	2.09	58,037	121,198	X: -1.70; Y: 5.50	6.99
2.56	66,767	170,867	X: -1.70; Y: 5.50	7.39	2.42	66,767	161,366	X: -1.70; Y: 5.50	7.39
2.92	75,305	219,971	X: -1.70; Y: 5.50	7.79	2.73	75,305	205,867	X: -1.70; Y: 5.50	7.79
3.28	83,636	274,057	X: -1.70; Y: 5.50	8.19	3.04	83,636	254,603	X: -1.70; Y: 5.50	8.19
3.63	91,765	333,055	X: -1.70; Y: 5.50	8.59	3.35	91,765	307,499	X: -1.70; Y: 5.50	8.59
3.98	99,773	396,895	X: -1.70; Y: 5.50	8.99	3.65	99,773	364,492	X: -1.70; Y: 5.50	8.99
4.32	107,673	465,535	X: -1.70; Y: 5.50	9.39	3.95	107,673	425,538	X: -1.70; Y: 5.50	9.39
4.67	115,465	538,935	X: -1.70; Y: 5.50	9.79	4.25	115,465	490,600	X: -1.70; Y: 5.50	9.79
5.03	122,532	616,629	X: -1.70; Y: 5.50	10.19	4.56	122,532	559,235	X: -1.70; Y: 5.50	10.19
1.72	36,327	62,475	X: -2.20; Y: 5.50	6.38	1.68	36,327	60,940	X: -2.20; Y: 5.50	6.38
2.07	47,616	98,443	X: -2.20; Y: 5.50	6.78	1.98	47,616	94,237	X: -2.20; Y: 5.50	6.78
2.42	58,079	140,350	X: -2.20; Y: 5.50	7.18	2.28	58,079	132,703	X: -2.20; Y: 5.50	7.18
2.78	67,346	186,967	X: -2.20; Y: 5.50	7.58	2.60	67,346	175,110	X: -2.20; Y: 5.50	7.58
3.14	75,896	238,435	X: -2.20; Y: 5.50	7.98	2.92	75,896	221,663	X: -2.20; Y: 5.50	7.98
3.47	84,871	294,782	X: -2.20; Y: 5.50	8.38	3.21	84,871	272,319	X: -2.20; Y: 5.50	8.38
3.83	93,084	356,076	X: -2.20; Y: 5.50	8.78	3.51	93,084	327,179	X: -2.20; Y: 5.50	8.78
4.17	101,155	422,196	X: -2.20; Y: 5.50	9.18	3.82	101,155	386,114	X: -2.20; Y: 5.50	9.18
4.52	109,098	493,098	X: -2.20; Y: 5.50	9.58	4.12	109,098	449,083	X: -2.20; Y: 5.50	9.58
4.89	116,295	568,299	X: -2.20; Y: 5.50	9.98	4.43	116,295	515,618	X: -2.20; Y: 5.50	9.98
5.25	123,603	648,768	X: -2.20; Y: 5.50	10.38	4.75	123,603	586,694	X: -2.20; Y: 5.50	10.38
2.07	36,333	75,053	X: -2.70; Y: 5.50	6.60	1.98	36,333	71,786	X: -2.70; Y: 5.50	6.60
2.39	47,918	114,302	X: -2.70; Y: 5.50	7.00	2.25	47,918	108,023	X: -2.70; Y: 5.50	7.00
2.72	58,326	158,765	X: -2.70; Y: 5.50	7.40	2.55	58,326	148,637	X: -2.70; Y: 5.50	7.40
3.05	68,371	208,346	X: -2.70; Y: 5.50	7.80	2.83	68,371	193,574	X: -2.70; Y: 5.50	7.80
3.41	77,026	262,533	X: -2.70; Y: 5.50	8.20	3.15	77,026	242,453	X: -2.70; Y: 5.50	8.20
3.76	85,455	321,647	X: -2.70; Y: 5.50	8.60	3.46	85,455	295,508	X: -2.70; Y: 5.50	8.60
4.11	93,753	385,611	X: -2.70; Y: 5.50	9.00	3.76	93,753	352,649	X: -2.70; Y: 5.50	9.00
4.46	101,915	454,382	X: -2.70; Y: 5.50	9.40	4.06	101,915	413,839	X: -2.70; Y: 5.50	9.40
4.80	109,953	527,920	X: -2.70; Y: 5.50	9.80	4.36	109,953	479,044	X: -2.70; Y: 5.50	9.80
5.17	117,201	605,720	X: -2.70; Y: 5.50	10.20	4.67	117,201	547,782	X: -2.70; Y: 5.50	10.20
5.51	125,083	688,775	X: -2.70; Y: 5.50	10.60	4.96	125,083	621,031	X: -2.70; Y: 5.50	10.60
2.55	36,352	92,541	X: -3.20; Y: 5.50	6.85	2.40	36,352	87,265	X: -3.20; Y: 5.50	6.85
2.86	47,163	134,897	X: -3.20; Y: 5.50	7.25	2.67	47,163	126,156	X: -3.20; Y: 5.50	7.25
3.13	58,311	182,404	X: -3.20; Y: 5.50	7.65	2.90	58,311	169,304	X: -3.20; Y: 5.50	7.65
3.43	68,482	235,101	X: -3.20; Y: 5.50	8.05	3.17	68,482	216,894	X: -3.20; Y: 5.50	8.05
3.76	77,725	292,513	X: -3.20; Y: 5.50	8.45	3.45	77,725	268,494	X: -3.20; Y: 5.50	8.45
4.11	86,274	354,657	X: -3.20; Y: 5.50	8.85	3.76	86,274	324,134	X: -3.20; Y: 5.50	8.85
4.45	94,665	421,637	X: -3.20; Y: 5.50	9.25	4.05	94,665	383,844	X: -3.20; Y: 5.50	9.25
4.79	102,916	493,408	X: -3.20; Y: 5.50	9.65	4.35	102,916	447,583	X: -3.20; Y: 5.50	9.65

Bishop					Fellenius				
CS	FrzRbit	FrzRes	Centro	Raggio	CS	FrzRbit	FrzRes	Centro	Raggio
	[N]	[N]	[m]	[m]		[N]	[N]	[m]	[m]
5.13	111,034	569,933	X: -3.20; Y: 5.50	10.05	4.64	111,034	515,321	X: -3.20; Y: 5.50	10.05
5.47	119,024	651,177	X: -3.20; Y: 5.50	10.45	4.93	119,024	587,035	X: -3.20; Y: 5.50	10.45
5.84	126,167	736,635	X: -3.20; Y: 5.50	10.85	5.25	126,167	662,257	X: -3.20; Y: 5.50	10.85
3.19	35,935	114,590	X: -3.70; Y: 5.50	7.13	2.98	35,935	106,937	X: -3.70; Y: 5.50	7.13
3.41	47,198	160,805	X: -3.70; Y: 5.50	7.53	3.16	47,198	149,174	X: -3.70; Y: 5.50	7.53
3.66	57,878	211,889	X: -3.70; Y: 5.50	7.93	3.38	57,878	195,415	X: -3.70; Y: 5.50	7.93
3.93	68,244	267,995	X: -3.70; Y: 5.50	8.33	3.60	68,244	245,877	X: -3.70; Y: 5.50	8.33
4.21	78,106	328,952	X: -3.70; Y: 5.50	8.73	3.85	78,106	300,435	X: -3.70; Y: 5.50	8.73
4.54	86,803	394,411	X: -3.70; Y: 5.50	9.13	4.13	86,803	358,870	X: -3.70; Y: 5.50	9.13
4.90	94,787	464,275	X: -3.70; Y: 5.50	9.53	4.44	94,787	420,945	X: -3.70; Y: 5.50	9.53
5.23	103,177	539,348	X: -3.70; Y: 5.50	9.93	4.72	103,177	487,478	X: -3.70; Y: 5.50	9.93
5.56	111,437	619,162	X: -3.70; Y: 5.50	10.33	5.01	111,437	558,001	X: -3.70; Y: 5.50	10.33
5.88	119,578	703,689	X: -3.70; Y: 5.50	10.73	5.29	119,578	632,486	X: -3.70; Y: 5.50	10.73
6.21	127,597	792,900	X: -3.70; Y: 5.50	11.13	5.57	127,597	710,915	X: -3.70; Y: 5.50	11.13
3.99	35,616	142,164	X: -4.20; Y: 5.50	7.43	3.70	35,616	131,805	X: -4.20; Y: 5.50	7.43
4.10	46,845	191,863	X: -4.20; Y: 5.50	7.83	3.78	46,845	176,841	X: -4.20; Y: 5.50	7.83
4.28	57,635	246,648	X: -4.20; Y: 5.50	8.23	3.92	57,635	226,173	X: -4.20; Y: 5.50	8.23
4.50	68,117	306,412	X: -4.20; Y: 5.50	8.63	4.11	68,117	279,695	X: -4.20; Y: 5.50	8.63
4.74	78,323	371,084	X: -4.20; Y: 5.50	9.03	4.31	78,323	337,351	X: -4.20; Y: 5.50	9.03
5.04	87,362	440,216	X: -4.20; Y: 5.50	9.43	4.57	87,362	398,856	X: -4.20; Y: 5.50	9.43
5.36	95,997	514,064	X: -4.20; Y: 5.50	9.83	4.84	95,997	464,362	X: -4.20; Y: 5.50	9.83
5.67	104,484	592,654	X: -4.20; Y: 5.50	10.23	5.11	104,484	533,845	X: -4.20; Y: 5.50	10.23
6.03	112,110	675,481	X: -4.20; Y: 5.50	10.63	5.41	112,110	606,846	X: -4.20; Y: 5.50	10.63
6.34	120,402	763,574	X: -4.20; Y: 5.50	11.03	5.68	120,402	684,347	X: -4.20; Y: 5.50	11.03
6.66	128,546	856,345	X: -4.20; Y: 5.50	11.43	5.96	128,546	765,789	X: -4.20; Y: 5.50	11.43
1.93	34,475	66,434	X: 0.30; Y: 6.00	6.39	1.93	34,475	66,603	X: 0.30; Y: 6.00	6.39
2.15	44,478	95,740	X: 0.30; Y: 6.00	6.79	2.13	44,478	94,599	X: 0.30; Y: 6.00	6.79
2.41	54,393	131,350	X: 0.30; Y: 6.00	7.19	2.35	54,393	128,044	X: 0.30; Y: 6.00	7.19
2.73	63,274	172,575	X: 0.30; Y: 6.00	7.59	2.63	63,274	166,141	X: 0.30; Y: 6.00	7.59
3.05	71,891	219,134	X: 0.30; Y: 6.00	7.99	2.90	71,891	208,784	X: 0.30; Y: 6.00	7.99
3.35	80,944	270,783	X: 0.30; Y: 6.00	8.39	3.16	80,944	255,831	X: 0.30; Y: 6.00	8.39
3.67	89,239	327,557	X: 0.30; Y: 6.00	8.79	3.44	89,239	307,157	X: 0.30; Y: 6.00	8.79
4.00	97,392	389,297	X: 0.30; Y: 6.00	9.19	3.72	97,392	362,693	X: 0.30; Y: 6.00	9.19
4.33	105,415	455,935	X: 0.30; Y: 6.00	9.59	4.01	105,415	422,373	X: 0.30; Y: 6.00	9.59
4.65	113,327	527,422	X: 0.30; Y: 6.00	9.99	4.29	113,327	486,150	X: 0.30; Y: 6.00	9.99
4.98	121,141	603,710	X: 0.30; Y: 6.00	10.39	4.57	121,141	553,983	X: 0.30; Y: 6.00	10.39
1.60	34,557	55,272	X: -0.20; Y: 6.00	6.33	1.63	34,557	56,214	X: -0.20; Y: 6.00	6.33
1.88	44,488	83,840	X: -0.20; Y: 6.00	6.73	1.88	44,488	83,446	X: -0.20; Y: 6.00	6.73
2.19	54,067	118,615	X: -0.20; Y: 6.00	7.13	2.15	54,067	115,975	X: -0.20; Y: 6.00	7.13
2.52	63,207	159,404	X: -0.20; Y: 6.00	7.53	2.43	63,207	153,710	X: -0.20; Y: 6.00	7.53
2.86	71,777	205,365	X: -0.20; Y: 6.00	7.93	2.73	71,777	195,803	X: -0.20; Y: 6.00	7.93
3.20	80,227	256,475	X: -0.20; Y: 6.00	8.33	3.02	80,227	242,294	X: -0.20; Y: 6.00	8.33
3.51	89,088	312,565	X: -0.20; Y: 6.00	8.73	3.29	89,088	293,067	X: -0.20; Y: 6.00	8.73
3.84	97,229	373,683	X: -0.20; Y: 6.00	9.13	3.58	97,229	348,056	X: -0.20; Y: 6.00	9.13
4.18	105,245	439,695	X: -0.20; Y: 6.00	9.53	3.87	105,245	407,193	X: -0.20; Y: 6.00	9.53
4.51	113,146	510,550	X: -0.20; Y: 6.00	9.93	4.16	113,146	470,423	X: -0.20; Y: 6.00	9.93
4.85	120,943	586,206	X: -0.20; Y: 6.00	10.33	4.45	120,943	537,708	X: -0.20; Y: 6.00	10.33
1.47	35,510	52,169	X: -0.70; Y: 6.00	6.40	1.50	35,510	53,215	X: -0.70; Y: 6.00	6.40
1.80	45,696	82,147	X: -0.70; Y: 6.00	6.80	1.78	45,696	81,563	X: -0.70; Y: 6.00	6.80
2.13	55,570	118,244	X: -0.70; Y: 6.00	7.20	2.07	55,570	115,257	X: -0.70; Y: 6.00	7.20
2.48	64,352	159,855	X: -0.70; Y: 6.00	7.60	2.39	64,352	153,586	X: -0.70; Y: 6.00	7.60
2.83	72,929	206,734	X: -0.70; Y: 6.00	8.00	2.69	72,929	196,442	X: -0.70; Y: 6.00	8.00
3.15	82,234	258,961	X: -0.70; Y: 6.00	8.40	2.97	82,234	243,974	X: -0.70; Y: 6.00	8.40
3.49	90,551	316,044	X: -0.70; Y: 6.00	8.80	3.26	90,551	295,535	X: -0.70; Y: 6.00	8.80
3.83	98,713	378,055	X: -0.70; Y: 6.00	9.20	3.56	98,713	351,276	X: -0.70; Y: 6.00	9.20
4.17	106,731	444,937	X: -0.70; Y: 6.00	9.60	3.85	106,731	411,137	X: -0.70; Y: 6.00	9.60
4.52	114,182	516,307	X: -0.70; Y: 6.00	10.00	4.16	114,182	474,739	X: -0.70; Y: 6.00	10.00
4.86	121,968	592,825	X: -0.70; Y: 6.00	10.40	4.45	121,968	542,757	X: -0.70; Y: 6.00	10.40
1.42	36,550	51,984	X: -1.20; Y: 6.00	6.51	1.45	36,550	52,841	X: -1.20; Y: 6.00	6.51
1.77	47,461	84,160	X: -1.20; Y: 6.00	6.91	1.75	47,461	83,065	X: -1.20; Y: 6.00	6.91
2.16	56,490	121,749	X: -1.20; Y: 6.00	7.31	2.09	56,490	117,864	X: -1.20; Y: 6.00	7.31
2.50	66,104	165,019	X: -1.20; Y: 6.00	7.71	2.39	66,104	157,729	X: -1.20; Y: 6.00	7.71
2.85	74,778	213,361	X: -1.20; Y: 6.00	8.11	2.70	74,778	201,839	X: -1.20; Y: 6.00	8.11
3.20	83,276	266,783	X: -1.20; Y: 6.00	8.51	3.01	83,276	250,287	X: -1.20; Y: 6.00	8.51
3.55	91,528	325,201	X: -1.20; Y: 6.00	8.91	3.31	91,528	302,985	X: -1.20; Y: 6.00	8.91
3.90	99,641	388,539	X: -1.20; Y: 6.00	9.31	3.61	99,641	359,855	X: -1.20; Y: 6.00	9.31
4.24	107,643	456,738	X: -1.20; Y: 6.00	9.71	3.91	107,643	420,840	X: -1.20; Y: 6.00	9.71
4.58	115,544	529,755	X: -1.20; Y: 6.00	10.11	4.21	115,544	485,895	X: -1.20; Y: 6.00	10.11
4.93	123,348	607,547	X: -1.20; Y: 6.00	10.51	4.50	123,348	554,986	X: -1.20; Y: 6.00	10.51
1.50	37,031	55,481	X: -1.70; Y: 6.00	6.66	1.50	37,031	55,587	X: -1.70; Y: 6.00	6.66
1.89	47,653	90,079	X: -1.70; Y: 6.00	7.06	1.84	47,653	87,882	X: -1.70; Y: 6.00	7.06
2.24	57,957	129,765	X: -1.70; Y: 6.00	7.46	2.15	57,957	124,572	X: -1.70; Y: 6.00	7.46
2.61	67,064	175,000	X: -1.70; Y: 6.00	7.86	2.48	67,064	166,100	X: -1.70; Y: 6.00	7.86
2.98	75,687	225,210	X: -1.70; Y: 6.00	8.26	2.80	75,687	211,828	X: -1.70; Y: 6.00	8.26
3.33	84,163	280,449	X: -1.70; Y: 6.00	8.66	3.11	84,163	261,842	X: -1.70; Y: 6.00	8.66
3.68	92,489	340,643	X: -1.70; Y: 6.00	9.06	3.42	92,489	316,060	X: -1.70; Y: 6.00	9.06
4.01	101,183	405,683	X: -1.70; Y: 6.00	9.46	3.70	101,183	374,378	X: -1.70; Y: 6.00	9.46
4.35	109,216	475,615	X: -1.70; Y: 6.00	9.86	4.00	109,216	436,835	X: -1.70; Y: 6.00	9.86
4.70	117,130	550,345	X: -1.70; Y: 6.00	10.26	4.30	117,130	503,342	X: -1.70; Y: 6.00	10.26
5.06	124,394	629,445	X: -1.70; Y: 6.00	10.66	4.61	124,394	573,487	X: -1.70; Y: 6.00	10.66
1.72	36,598	63,065	X: -2.20; Y: 6.00	6.83	1.69	36,598	61,877	X: -2.20; Y: 6.00	6.83
2.07	48,209	100,006	X: -2.20; Y: 6.00	7.23	2.00	48,209	96,326	X: -2.20; Y: 6.00	7.23
2.44	58,431	142,438	X: -2.20; Y: 6.00	7.63	2.32	58,431	135,415	X: -2.20; Y: 6.00	7.63

Bishop					Fellenius				
CS	FrzRbit	FrzRes	Centro	Raggio	CS	FrzRbit	FrzRes	Centro	Raggio
	[N]	[N]	[m]	[m]		[N]	[N]	[m]	[m]
2.78	68,193	189,882	X: -2.20; Y: 6.00	8.03	2.62	68,193	178,861	X: -2.20; Y: 6.00	8.03
3.15	76,958	242,312	X: -2.20; Y: 6.00	8.43	2.94	76,958	226,511	X: -2.20; Y: 6.00	8.43
3.50	85,531	299,744	X: -2.20; Y: 6.00	8.83	3.26	85,531	278,407	X: -2.20; Y: 6.00	8.83
3.86	93,926	362,103	X: -2.20; Y: 6.00	9.23	3.56	93,926	334,475	X: -2.20; Y: 6.00	9.23
4.20	102,157	429,333	X: -2.20; Y: 6.00	9.63	3.86	102,157	394,662	X: -2.20; Y: 6.00	9.63
4.55	110,243	501,385	X: -2.20; Y: 6.00	10.03	4.16	110,243	458,920	X: -2.20; Y: 6.00	10.03
4.91	117,700	577,855	X: -2.20; Y: 6.00	10.43	4.48	117,700	526,854	X: -2.20; Y: 6.00	10.43
5.25	125,569	659,488	X: -2.20; Y: 6.00	10.83	4.77	125,569	599,213	X: -2.20; Y: 6.00	10.83
2.03	36,833	74,878	X: -2.70; Y: 6.00	7.04	1.96	36,833	72,171	X: -2.70; Y: 6.00	7.04
2.37	48,308	114,439	X: -2.70; Y: 6.00	7.44	2.25	48,308	108,853	X: -2.70; Y: 6.00	7.44
2.71	59,062	159,781	X: -2.70; Y: 6.00	7.84	2.55	59,062	150,541	X: -2.70; Y: 6.00	7.84
3.06	68,633	209,965	X: -2.70; Y: 6.00	8.24	2.86	68,633	196,307	X: -2.70; Y: 6.00	8.24
3.42	77,421	264,978	X: -2.70; Y: 6.00	8.64	3.18	77,421	246,192	X: -2.70; Y: 6.00	8.64
3.78	86,039	324,955	X: -2.70; Y: 6.00	9.04	3.49	86,039	300,270	X: -2.70; Y: 6.00	9.04
4.13	94,490	389,835	X: -2.70; Y: 6.00	9.44	3.79	94,490	358,492	X: -2.70; Y: 6.00	9.44
4.45	103,279	459,520	X: -2.70; Y: 6.00	9.84	4.07	103,279	420,739	X: -2.70; Y: 6.00	9.84
4.79	111,416	534,056	X: -2.70; Y: 6.00	10.24	4.37	111,416	487,106	X: -2.70; Y: 6.00	10.24
5.17	118,469	613,030	X: -2.70; Y: 6.00	10.64	4.70	118,469	557,197	X: -2.70; Y: 6.00	10.64
5.51	126,425	697,124	X: -2.70; Y: 6.00	11.04	5.00	126,425	631,638	X: -2.70; Y: 6.00	11.04
2.47	36,740	90,859	X: -3.20; Y: 6.00	7.28	2.35	36,740	86,296	X: -3.20; Y: 6.00	7.28
2.80	47,842	133,891	X: -3.20; Y: 6.00	7.68	2.64	47,842	126,089	X: -3.20; Y: 6.00	7.68
3.08	59,116	181,987	X: -3.20; Y: 6.00	8.08	2.88	59,116	170,050	X: -3.20; Y: 6.00	8.08
3.39	69,412	235,302	X: -3.20; Y: 6.00	8.48	3.15	69,412	218,470	X: -3.20; Y: 6.00	8.48
3.74	78,361	293,206	X: -3.20; Y: 6.00	8.88	3.46	78,361	270,818	X: -3.20; Y: 6.00	8.88
4.09	87,021	356,064	X: -3.20; Y: 6.00	9.28	3.76	87,021	327,364	X: -3.20; Y: 6.00	9.28
4.44	95,532	423,796	X: -3.20; Y: 6.00	9.68	4.06	95,532	388,015	X: -3.20; Y: 6.00	9.68
4.78	103,897	496,357	X: -3.20; Y: 6.00	10.08	4.36	103,897	452,734	X: -3.20; Y: 6.00	10.08
5.12	112,127	573,705	X: -3.20; Y: 6.00	10.48	4.65	112,127	521,485	X: -3.20; Y: 6.00	10.48
5.45	120,231	655,809	X: -3.20; Y: 6.00	10.88	4.94	120,231	594,242	X: -3.20; Y: 6.00	10.88
5.81	127,690	742,280	X: -3.20; Y: 6.00	11.28	5.25	127,690	670,646	X: -3.20; Y: 6.00	11.28
3.05	36,667	111,753	X: -3.70; Y: 6.00	7.54	2.87	36,667	105,065	X: -3.70; Y: 6.00	7.54
3.31	47,713	157,990	X: -3.70; Y: 6.00	7.94	3.09	47,713	147,544	X: -3.70; Y: 6.00	7.94
3.58	58,455	209,447	X: -3.70; Y: 6.00	8.34	3.33	58,455	194,405	X: -3.70; Y: 6.00	8.34
3.83	69,439	265,950	X: -3.70; Y: 6.00	8.74	3.53	69,439	245,453	X: -3.70; Y: 6.00	8.74
4.15	78,883	327,224	X: -3.70; Y: 6.00	9.14	3.81	78,883	300,636	X: -3.70; Y: 6.00	9.14
4.49	87,655	393,250	X: -3.70; Y: 6.00	9.54	4.11	87,655	359,876	X: -3.70; Y: 6.00	9.54
4.82	96,260	464,132	X: -3.70; Y: 6.00	9.94	4.40	96,260	423,203	X: -3.70; Y: 6.00	9.94
5.16	104,715	539,825	X: -3.70; Y: 6.00	10.34	4.68	104,715	490,576	X: -3.70; Y: 6.00	10.34
5.49	113,030	620,295	X: -3.70; Y: 6.00	10.74	4.97	113,030	561,970	X: -3.70; Y: 6.00	10.74
5.82	121,211	705,505	X: -3.70; Y: 6.00	11.14	5.26	121,211	637,357	X: -3.70; Y: 6.00	11.14
6.15	129,263	795,427	X: -3.70; Y: 6.00	11.54	5.54	129,263	716,715	X: -3.70; Y: 6.00	11.54
3.79	36,213	137,323	X: -4.20; Y: 6.00	7.83	3.54	36,213	128,140	X: -4.20; Y: 6.00	7.83
3.93	47,672	187,493	X: -4.20; Y: 6.00	8.23	3.65	47,672	173,986	X: -4.20; Y: 6.00	8.23
4.14	58,561	242,555	X: -4.20; Y: 6.00	8.63	3.82	58,561	223,886	X: -4.20; Y: 6.00	8.63
4.38	69,136	302,647	X: -4.20; Y: 6.00	9.03	4.02	69,136	278,017	X: -4.20; Y: 6.00	9.03
4.64	79,146	367,570	X: -4.20; Y: 6.00	9.43	4.25	79,146	336,239	X: -4.20; Y: 6.00	9.43
4.96	88,055	437,019	X: -4.20; Y: 6.00	9.83	4.52	88,055	398,363	X: -4.20; Y: 6.00	9.83
5.31	96,286	510,913	X: -4.20; Y: 6.00	10.23	4.82	96,286	464,157	X: -4.20; Y: 6.00	10.23
5.63	104,867	590,007	X: -4.20; Y: 6.00	10.63	5.10	104,867	534,405	X: -4.20; Y: 6.00	10.63
5.95	113,311	673,865	X: -4.20; Y: 6.00	11.03	5.37	113,311	608,661	X: -4.20; Y: 6.00	11.03
6.27	121,629	762,454	X: -4.20; Y: 6.00	11.43	5.65	121,629	686,898	X: -4.20; Y: 6.00	11.43
6.59	129,826	855,748	X: -4.20; Y: 6.00	11.83	5.92	129,826	769,096	X: -4.20; Y: 6.00	11.83
2.00	34,341	68,796	X: 0.30; Y: 6.50	6.88	2.01	34,341	68,968	X: 0.30; Y: 6.50	6.88
2.23	44,460	99,065	X: 0.30; Y: 6.50	7.28	2.20	44,460	97,976	X: 0.30; Y: 6.50	7.28
2.49	54,431	135,542	X: 0.30; Y: 6.50	7.68	2.43	54,431	132,342	X: 0.30; Y: 6.50	7.68
2.78	64,159	178,096	X: 0.30; Y: 6.50	8.08	2.68	64,159	171,961	X: 0.30; Y: 6.50	8.08
3.09	73,033	225,951	X: 0.30; Y: 6.50	8.48	2.96	73,033	215,987	X: 0.30; Y: 6.50	8.48
3.41	81,731	279,025	X: 0.30; Y: 6.50	8.88	3.24	81,731	264,468	X: 0.30; Y: 6.50	8.88
3.74	90,127	337,212	X: 0.30; Y: 6.50	9.28	3.52	90,127	317,287	X: 0.30; Y: 6.50	9.28
4.07	98,400	400,405	X: 0.30; Y: 6.50	9.68	3.80	98,400	374,359	X: 0.30; Y: 6.50	9.68
4.40	106,555	468,537	X: 0.30; Y: 6.50	10.08	4.09	106,555	435,615	X: 0.30; Y: 6.50	10.08
4.73	114,600	541,552	X: 0.30; Y: 6.50	10.48	4.37	114,600	501,004	X: 0.30; Y: 6.50	10.48
5.05	122,547	619,405	X: 0.30; Y: 6.50	10.88	4.66	122,547	570,480	X: 0.30; Y: 6.50	10.88
1.68	34,336	57,704	X: -0.20; Y: 6.50	6.83	1.71	34,336	58,569	X: -0.20; Y: 6.50	6.83
1.97	44,280	87,219	X: -0.20; Y: 6.50	7.23	1.96	44,280	86,789	X: -0.20; Y: 6.50	7.23
2.27	54,300	123,296	X: -0.20; Y: 6.50	7.63	2.22	54,300	120,748	X: -0.20; Y: 6.50	7.63
2.61	63,404	165,283	X: -0.20; Y: 6.50	8.03	2.52	63,404	159,732	X: -0.20; Y: 6.50	8.03
2.92	72,842	212,482	X: -0.20; Y: 6.50	8.43	2.79	72,842	203,228	X: -0.20; Y: 6.50	8.43
3.25	81,525	264,985	X: -0.20; Y: 6.50	8.83	3.08	81,525	251,194	X: -0.20; Y: 6.50	8.83
3.58	90,025	322,584	X: -0.20; Y: 6.50	9.23	3.37	90,025	303,504	X: -0.20; Y: 6.50	9.23
3.92	98,284	385,200	X: -0.20; Y: 6.50	9.63	3.66	98,284	360,067	X: -0.20; Y: 6.50	9.63
4.25	106,427	452,751	X: -0.20; Y: 6.50	10.03	3.95	106,427	420,817	X: -0.20; Y: 6.50	10.03
4.59	114,461	525,183	X: -0.20; Y: 6.50	10.43	4.24	114,461	485,700	X: -0.20; Y: 6.50	10.43
4.92	122,396	602,447	X: -0.20; Y: 6.50	10.83	4.53	122,396	554,670	X: -0.20; Y: 6.50	10.83
1.50	36,233	54,500	X: -0.70; Y: 6.50	6.90	1.54	36,233	55,658	X: -0.70; Y: 6.50	6.90
1.85	46,260	85,363	X: -0.70; Y: 6.50	7.30	1.84	46,260	84,935	X: -0.70; Y: 6.50	7.30
2.20	55,622	122,601	X: -0.70; Y: 6.50	7.70	2.15	55,622	119,746	X: -0.70; Y: 6.50	7.70
2.54	65,197	165,321	X: -0.70; Y: 6.50	8.10	2.44	65,197	159,346	X: -0.70; Y: 6.50	8.10
2.88	74,037	213,475	X: -0.70; Y: 6.50	8.50	2.75	74,037	203,568	X: -0.70; Y: 6.50	8.50
3.23	82,657	266,825	X: -0.70; Y: 6.50	8.90	3.05	82,657	252,238	X: -0.70; Y: 6.50	8.90
3.57	91,301	325,534	X: -0.70; Y: 6.50	9.30	3.35	91,301	305,534	X: -0.70; Y: 6.50	9.30
3.91	99,591	388,995	X: -0.70; Y: 6.50	9.70	3.64	99,591	362,812	X: -0.70; Y: 6.50	9.70
4.24	107,752	457,365	X: -0.70; Y: 6.50	10.10	3.94	107,752	424,252	X: -0.70; Y: 6.50	10.10

Bishop					Fellenius				
CS	FrzRbit	FrzRes	Centro	Raggio	CS	FrzRbit	FrzRes	Centro	Raggio
	[N]	[N]	[m]	[m]		[N]	[N]	[m]	[m]
4.60	115,403	530,284	X: -0.70; Y: 6.50	10.50	4.24	115,403	489,483	X: -0.70; Y: 6.50	10.50
4.93	123,326	608,349	X: -0.70; Y: 6.50	10.90	4.53	123,326	559,131	X: -0.70; Y: 6.50	10.90
1.48	36,717	54,225	X: -1.20; Y: 6.50	7.00	1.50	36,717	55,121	X: -1.20; Y: 6.50	7.00
1.84	47,401	87,050	X: -1.20; Y: 6.50	7.40	1.82	47,401	86,099	X: -1.20; Y: 6.50	7.40
2.20	57,139	125,602	X: -1.20; Y: 6.50	7.80	2.14	57,139	122,032	X: -1.20; Y: 6.50	7.80
2.56	66,357	169,966	X: -1.20; Y: 6.50	8.20	2.46	66,357	163,028	X: -1.20; Y: 6.50	8.20
2.92	75,170	219,511	X: -1.20; Y: 6.50	8.60	2.77	75,170	208,448	X: -1.20; Y: 6.50	8.60
3.27	83,758	274,203	X: -1.20; Y: 6.50	9.00	3.08	83,758	258,266	X: -1.20; Y: 6.50	9.00
3.62	92,201	333,932	X: -1.20; Y: 6.50	9.40	3.39	92,201	312,377	X: -1.20; Y: 6.50	9.40
3.95	100,996	398,578	X: -1.20; Y: 6.50	9.80	3.67	100,996	370,676	X: -1.20; Y: 6.50	9.80
4.29	109,145	468,180	X: -1.20; Y: 6.50	10.20	3.97	109,145	433,161	X: -1.20; Y: 6.50	10.20
4.63	117,175	542,638	X: -1.20; Y: 6.50	10.60	4.27	117,175	499,755	X: -1.20; Y: 6.50	10.60
4.97	125,095	621,908	X: -1.20; Y: 6.50	11.00	4.56	125,095	570,415	X: -1.20; Y: 6.50	11.00
1.53	37,278	57,206	X: -1.70; Y: 6.50	7.13	1.54	37,278	57,446	X: -1.70; Y: 6.50	7.13
1.90	48,518	92,225	X: -1.70; Y: 6.50	7.53	1.86	48,518	90,325	X: -1.70; Y: 6.50	7.53
2.29	58,083	132,987	X: -1.70; Y: 6.50	7.93	2.21	58,083	128,205	X: -1.70; Y: 6.50	7.93
2.67	66,995	178,991	X: -1.70; Y: 6.50	8.33	2.55	66,995	170,579	X: -1.70; Y: 6.50	8.33
3.01	76,571	230,392	X: -1.70; Y: 6.50	8.73	2.84	76,571	217,662	X: -1.70; Y: 6.50	8.73
3.36	85,246	286,795	X: -1.70; Y: 6.50	9.13	3.16	85,246	268,955	X: -1.70; Y: 6.50	9.13
3.71	93,750	348,206	X: -1.70; Y: 6.50	9.53	3.46	93,750	324,505	X: -1.70; Y: 6.50	9.53
4.06	102,089	414,556	X: -1.70; Y: 6.50	9.93	3.76	102,089	384,243	X: -1.70; Y: 6.50	9.93
4.40	110,282	485,789	X: -1.70; Y: 6.50	10.33	4.06	110,282	448,115	X: -1.70; Y: 6.50	10.33
4.75	118,342	561,856	X: -1.70; Y: 6.50	10.73	4.36	118,342	516,074	X: -1.70; Y: 6.50	10.73
5.09	126,277	642,723	X: -1.70; Y: 6.50	11.13	4.66	126,277	588,085	X: -1.70; Y: 6.50	11.13
1.70	37,609	63,912	X: -2.20; Y: 6.50	7.30	1.68	37,609	63,085	X: -2.20; Y: 6.50	7.30
2.09	48,532	101,657	X: -2.20; Y: 6.50	7.70	2.03	48,532	98,404	X: -2.20; Y: 6.50	7.70
2.45	59,142	144,673	X: -2.20; Y: 6.50	8.10	2.34	59,142	138,248	X: -2.20; Y: 6.50	8.10
2.83	68,260	192,840	X: -2.20; Y: 6.50	8.50	2.67	68,260	182,518	X: -2.20; Y: 6.50	8.50
3.19	77,127	246,194	X: -2.20; Y: 6.50	8.90	3.00	77,127	231,228	X: -2.20; Y: 6.50	8.90
3.54	86,012	304,906	X: -2.20; Y: 6.50	9.30	3.31	86,012	284,563	X: -2.20; Y: 6.50	9.30
3.90	94,523	368,365	X: -2.20; Y: 6.50	9.70	3.62	94,523	341,871	X: -2.20; Y: 6.50	9.70
4.24	102,884	436,735	X: -2.20; Y: 6.50	10.10	3.92	102,884	403,335	X: -2.20; Y: 6.50	10.10
4.59	111,107	509,967	X: -2.20; Y: 6.50	10.50	4.22	111,107	468,907	X: -2.20; Y: 6.50	10.50
4.95	118,814	587,720	X: -2.20; Y: 6.50	10.90	4.53	118,814	538,252	X: -2.20; Y: 6.50	10.90
5.29	126,809	670,584	X: -2.20; Y: 6.50	11.30	4.83	126,809	611,970	X: -2.20; Y: 6.50	11.30
2.01	37,096	74,721	X: -2.70; Y: 6.50	7.49	1.95	37,096	72,450	X: -2.70; Y: 6.50	7.49
2.36	48,815	115,087	X: -2.70; Y: 6.50	7.89	2.26	48,815	110,115	X: -2.70; Y: 6.50	7.89
2.71	59,391	160,956	X: -2.70; Y: 6.50	8.29	2.57	59,391	152,465	X: -2.70; Y: 6.50	8.29
3.08	68,646	211,669	X: -2.70; Y: 6.50	8.69	2.90	68,646	198,944	X: -2.70; Y: 6.50	8.69
3.43	78,076	267,428	X: -2.70; Y: 6.50	9.09	3.20	78,076	249,717	X: -2.70; Y: 6.50	9.09
3.77	87,095	328,572	X: -2.70; Y: 6.50	9.49	3.50	87,095	305,142	X: -2.70; Y: 6.50	9.49
4.12	95,688	394,419	X: -2.70; Y: 6.50	9.89	3.81	95,688	364,488	X: -2.70; Y: 6.50	9.89
4.47	104,111	465,156	X: -2.70; Y: 6.50	10.29	4.11	104,111	427,967	X: -2.70; Y: 6.50	10.29
4.83	112,001	540,436	X: -2.70; Y: 6.50	10.69	4.42	112,001	495,233	X: -2.70; Y: 6.50	10.69
5.17	120,143	620,844	X: -2.70; Y: 6.50	11.09	4.72	120,143	566,886	X: -2.70; Y: 6.50	11.09
5.51	128,176	706,035	X: -2.70; Y: 6.50	11.49	5.01	128,176	642,574	X: -2.70; Y: 6.50	11.49
2.41	37,201	89,791	X: -3.20; Y: 6.50	7.72	2.31	37,201	85,859	X: -3.20; Y: 6.50	7.72
2.72	48,843	133,024	X: -3.20; Y: 6.50	8.12	2.58	48,843	125,975	X: -3.20; Y: 6.50	8.12
3.05	59,587	181,749	X: -3.20; Y: 6.50	8.52	2.87	59,587	170,787	X: -3.20; Y: 6.50	8.52
3.38	69,679	235,760	X: -3.20; Y: 6.50	8.92	3.16	69,679	220,166	X: -3.20; Y: 6.50	8.92
3.74	78,682	294,404	X: -3.20; Y: 6.50	9.32	3.48	78,682	273,449	X: -3.20; Y: 6.50	9.32
4.09	87,505	358,034	X: -3.20; Y: 6.50	9.72	3.78	87,505	330,945	X: -3.20; Y: 6.50	9.72
4.44	96,153	426,585	X: -3.20; Y: 6.50	10.12	4.08	96,153	392,595	X: -3.20; Y: 6.50	10.12
4.78	104,642	500,005	X: -3.20; Y: 6.50	10.52	4.38	104,642	458,354	X: -3.20; Y: 6.50	10.52
5.12	112,983	578,248	X: -3.20; Y: 6.50	10.92	4.67	112,983	528,181	X: -3.20; Y: 6.50	10.92
5.47	120,775	660,975	X: -3.20; Y: 6.50	11.32	4.98	120,775	601,748	X: -3.20; Y: 6.50	11.32
5.81	128,893	748,809	X: -3.20; Y: 6.50	11.72	5.27	128,893	679,673	X: -3.20; Y: 6.50	11.72
2.95	37,043	109,165	X: -3.70; Y: 6.50	7.97	2.79	37,043	103,273	X: -3.70; Y: 6.50	7.97
3.23	48,325	155,955	X: -3.70; Y: 6.50	8.37	3.03	48,325	146,545	X: -3.70; Y: 6.50	8.37
3.48	59,758	207,852	X: -3.70; Y: 6.50	8.77	3.25	59,758	194,020	X: -3.70; Y: 6.50	8.77
3.77	70,274	264,962	X: -3.70; Y: 6.50	9.17	3.50	70,274	245,965	X: -3.70; Y: 6.50	9.17
4.11	79,431	326,647	X: -3.70; Y: 6.50	9.57	3.80	79,431	301,832	X: -3.70; Y: 6.50	9.57
4.45	88,346	393,298	X: -3.70; Y: 6.50	9.97	4.10	88,346	361,899	X: -3.70; Y: 6.50	9.97
4.79	97,053	464,851	X: -3.70; Y: 6.50	10.37	4.39	97,053	426,101	X: -3.70; Y: 6.50	10.37
5.13	105,607	541,251	X: -3.70; Y: 6.50	10.77	4.68	105,607	494,385	X: -3.70; Y: 6.50	10.77
5.46	114,020	622,456	X: -3.70; Y: 6.50	11.17	4.97	114,020	566,722	X: -3.70; Y: 6.50	11.17
5.79	122,300	708,436	X: -3.70; Y: 6.50	11.57	5.26	122,300	643,079	X: -3.70; Y: 6.50	11.57
6.15	129,980	798,830	X: -3.70; Y: 6.50	11.97	5.56	129,980	723,120	X: -3.70; Y: 6.50	11.97
3.62	36,910	133,484	X: -4.20; Y: 6.50	8.24	3.40	36,910	125,340	X: -4.20; Y: 6.50	8.24
3.81	48,155	183,643	X: -4.20; Y: 6.50	8.64	3.56	48,155	171,423	X: -4.20; Y: 6.50	8.64
4.04	59,096	239,013	X: -4.20; Y: 6.50	9.04	3.75	59,096	221,892	X: -4.20; Y: 6.50	9.04
4.26	70,243	299,435	X: -4.20; Y: 6.50	9.44	3.94	70,243	276,551	X: -4.20; Y: 6.50	9.44
4.57	79,863	364,606	X: -4.20; Y: 6.50	9.84	4.20	79,863	335,340	X: -4.20; Y: 6.50	9.84
4.89	88,835	434,546	X: -4.20; Y: 6.50	10.24	4.48	88,835	398,203	X: -4.20; Y: 6.50	10.24
5.22	97,638	509,361	X: -4.20; Y: 6.50	10.64	4.76	97,638	465,166	X: -4.20; Y: 6.50	10.64
5.54	106,282	589,006	X: -4.20; Y: 6.50	11.04	5.05	106,282	536,198	X: -4.20; Y: 6.50	11.04
5.87	114,779	673,443	X: -4.20; Y: 6.50	11.44	5.33	114,779	611,265	X: -4.20; Y: 6.50	11.44
6.19	123,138	762,641	X: -4.20; Y: 6.50	11.84	5.61	123,138	690,342	X: -4.20; Y: 6.50	11.84
6.52	131,369	856,571	X: -4.20; Y: 6.50	12.24	5.89	131,369	773,405	X: -4.20; Y: 6.50	12.24
2.03	34,841	70,815	X: 0.30; Y: 7.00	7.38	2.04	34,841	71,118	X: 0.30; Y: 7.00	7.38
2.27	45,019	101,985	X: 0.30; Y: 7.00	7.78	2.24	45,019	101,055	X: 0.30; Y: 7.00	7.78
2.57	54,509	139,859	X: 0.30; Y: 7.00	8.18	2.51	54,509	136,764	X: 0.30; Y: 7.00	8.18
2.85	64,451	183,515	X: 0.30; Y: 7.00	8.58	2.76	64,451	177,568	X: 0.30; Y: 7.00	8.58

Bishop					Fellenius				
CS	FrzRbit	FrzRes	Centro	Raggio	CS	FrzRbit	FrzRes	Centro	Raggio
	[N]	[N]	[m]	[m]		[N]	[N]	[m]	[m]
3.17	73,484	232,646	X: 0.30; Y: 7.00	8.98	3.03	73,484	222,957	X: 0.30; Y: 7.00	8.98
3.49	82,239	287,067	X: 0.30; Y: 7.00	9.38	3.32	82,239	272,859	X: 0.30; Y: 7.00	9.38
3.79	91,348	346,583	X: 0.30; Y: 7.00	9.78	3.58	91,348	327,156	X: 0.30; Y: 7.00	9.78
4.12	99,793	411,211	X: 0.30; Y: 7.00	10.18	3.87	99,793	385,743	X: 0.30; Y: 7.00	10.18
4.45	108,099	480,817	X: 0.30; Y: 7.00	10.58	4.15	108,099	448,555	X: 0.30; Y: 7.00	10.58
4.78	116,277	555,344	X: 0.30; Y: 7.00	10.98	4.43	116,277	515,534	X: 0.30; Y: 7.00	10.98
5.10	124,342	634,743	X: 0.30; Y: 7.00	11.38	4.72	124,342	586,635	X: 0.30; Y: 7.00	11.38
1.76	34,147	60,175	X: -0.20; Y: 7.00	7.33	1.79	34,147	60,980	X: -0.20; Y: 7.00	7.33
2.05	44,259	90,678	X: -0.20; Y: 7.00	7.73	2.04	44,259	90,233	X: -0.20; Y: 7.00	7.73
2.35	54,402	127,797	X: -0.20; Y: 7.00	8.13	2.30	54,402	125,315	X: -0.20; Y: 7.00	8.13
2.66	64,119	170,701	X: -0.20; Y: 7.00	8.53	2.58	64,119	165,351	X: -0.20; Y: 7.00	8.53
2.99	73,350	219,430	X: -0.20; Y: 7.00	8.93	2.87	73,350	210,408	X: -0.20; Y: 7.00	8.93
3.33	82,090	273,313	X: -0.20; Y: 7.00	9.33	3.17	82,090	259,827	X: -0.20; Y: 7.00	9.33
3.66	90,686	332,340	X: -0.20; Y: 7.00	9.73	3.46	90,686	313,638	X: -0.20; Y: 7.00	9.73
3.98	99,620	396,374	X: -0.20; Y: 7.00	10.13	3.73	99,620	371,744	X: -0.20; Y: 7.00	10.13
4.31	107,919	465,435	X: -0.20; Y: 7.00	10.53	4.02	107,919	434,082	X: -0.20; Y: 7.00	10.53
4.65	116,091	539,417	X: -0.20; Y: 7.00	10.93	4.31	116,091	500,588	X: -0.20; Y: 7.00	10.93
4.98	124,150	618,267	X: -0.20; Y: 7.00	11.33	4.60	124,150	571,217	X: -0.20; Y: 7.00	11.33
1.58	35,983	56,684	X: -0.70; Y: 7.00	7.39	1.61	35,983	57,779	X: -0.70; Y: 7.00	7.39
1.92	46,107	88,366	X: -0.70; Y: 7.00	7.79	1.91	46,107	87,972	X: -0.70; Y: 7.00	7.79
2.28	55,527	126,695	X: -0.70; Y: 7.00	8.19	2.23	55,527	123,935	X: -0.70; Y: 7.00	8.19
2.61	65,452	170,695	X: -0.70; Y: 7.00	8.59	2.52	65,452	164,927	X: -0.70; Y: 7.00	8.59
2.96	74,415	220,115	X: -0.70; Y: 7.00	8.99	2.83	74,415	210,503	X: -0.70; Y: 7.00	8.99
3.31	83,139	274,789	X: -0.70; Y: 7.00	9.39	3.13	83,139	260,583	X: -0.70; Y: 7.00	9.39
3.63	92,217	334,540	X: -0.70; Y: 7.00	9.79	3.42	92,217	315,027	X: -0.70; Y: 7.00	9.79
3.96	100,898	399,640	X: -0.70; Y: 7.00	10.19	3.71	100,898	374,049	X: -0.70; Y: 7.00	10.19
4.30	109,217	469,483	X: -0.70; Y: 7.00	10.59	4.00	109,217	437,045	X: -0.70; Y: 7.00	10.59
4.64	117,397	544,225	X: -0.70; Y: 7.00	10.99	4.29	117,397	504,191	X: -0.70; Y: 7.00	10.99
4.98	125,104	623,539	X: -0.70; Y: 7.00	11.39	4.60	125,104	575,156	X: -0.70; Y: 7.00	11.39
1.53	36,771	56,295	X: -1.20; Y: 7.00	7.48	1.56	36,771	57,200	X: -1.20; Y: 7.00	7.48
1.90	47,163	89,768	X: -1.20; Y: 7.00	7.88	1.88	47,163	88,901	X: -1.20; Y: 7.00	7.88
2.26	57,188	129,424	X: -1.20; Y: 7.00	8.28	2.20	57,188	126,065	X: -1.20; Y: 7.00	8.28
2.63	66,363	174,684	X: -1.20; Y: 7.00	8.68	2.53	66,363	168,029	X: -1.20; Y: 7.00	8.68
2.99	75,445	225,558	X: -1.20; Y: 7.00	9.08	2.85	75,445	214,895	X: -1.20; Y: 7.00	9.08
3.32	84,776	281,433	X: -1.20; Y: 7.00	9.48	3.14	84,776	266,030	X: -1.20; Y: 7.00	9.48
3.67	93,408	342,466	X: -1.20; Y: 7.00	9.88	3.44	93,408	321,545	X: -1.20; Y: 7.00	9.88
4.01	101,878	408,514	X: -1.20; Y: 7.00	10.28	3.74	101,878	381,323	X: -1.20; Y: 7.00	10.28
4.35	110,165	479,510	X: -1.20; Y: 7.00	10.68	4.04	110,165	445,298	X: -1.20; Y: 7.00	10.68
4.69	118,316	555,400	X: -1.20; Y: 7.00	11.08	4.34	118,316	513,419	X: -1.20; Y: 7.00	11.08
5.03	126,361	636,135	X: -1.20; Y: 7.00	11.48	4.63	126,361	585,640	X: -1.20; Y: 7.00	11.48
1.57	37,418	58,777	X: -1.70; Y: 7.00	7.61	1.58	37,418	59,125	X: -1.70; Y: 7.00	7.61
1.95	48,477	94,611	X: -1.70; Y: 7.00	8.01	1.92	48,477	92,943	X: -1.70; Y: 7.00	8.01
2.35	57,997	136,198	X: -1.70; Y: 7.00	8.41	2.27	57,997	131,750	X: -1.70; Y: 7.00	8.41
2.70	67,734	183,140	X: -1.70; Y: 7.00	8.81	2.59	67,734	175,207	X: -1.70; Y: 7.00	8.81
3.07	76,751	235,466	X: -1.70; Y: 7.00	9.21	2.91	76,751	223,278	X: -1.70; Y: 7.00	9.21
3.43	85,526	292,971	X: -1.70; Y: 7.00	9.61	3.22	85,526	275,784	X: -1.70; Y: 7.00	9.61
3.77	94,333	355,828	X: -1.70; Y: 7.00	10.01	3.53	94,333	332,915	X: -1.70; Y: 7.00	10.01
4.12	102,787	423,443	X: -1.70; Y: 7.00	10.41	3.83	102,787	394,034	X: -1.70; Y: 7.00	10.41
4.46	111,106	495,982	X: -1.70; Y: 7.00	10.81	4.13	111,106	459,323	X: -1.70; Y: 7.00	10.81
4.81	119,297	573,393	X: -1.70; Y: 7.00	11.21	4.43	119,297	528,737	X: -1.70; Y: 7.00	11.21
5.15	127,369	655,635	X: -1.70; Y: 7.00	11.61	4.73	127,369	602,233	X: -1.70; Y: 7.00	11.61
1.72	37,748	64,804	X: -2.20; Y: 7.00	7.77	1.70	37,748	64,215	X: -2.20; Y: 7.00	7.77
2.12	48,720	103,278	X: -2.20; Y: 7.00	8.17	2.06	48,720	100,368	X: -2.20; Y: 7.00	8.17
2.49	59,159	147,058	X: -2.20; Y: 7.00	8.57	2.39	59,159	141,139	X: -2.20; Y: 7.00	8.57
2.87	68,445	196,165	X: -2.20; Y: 7.00	8.97	2.72	68,445	186,475	X: -2.20; Y: 7.00	8.97
3.24	77,409	250,531	X: -2.20; Y: 7.00	9.37	3.05	77,409	236,325	X: -2.20; Y: 7.00	9.37
3.57	86,712	309,970	X: -2.20; Y: 7.00	9.77	3.35	86,712	290,496	X: -2.20; Y: 7.00	9.77
3.93	95,338	374,510	X: -2.20; Y: 7.00	10.17	3.66	95,338	349,012	X: -2.20; Y: 7.00	10.17
4.28	103,809	444,021	X: -2.20; Y: 7.00	10.57	3.97	103,809	411,748	X: -2.20; Y: 7.00	10.57
4.62	112,143	518,447	X: -2.20; Y: 7.00	10.97	4.27	112,143	478,648	X: -2.20; Y: 7.00	10.97
4.97	120,351	597,743	X: -2.20; Y: 7.00	11.37	4.57	120,351	549,667	X: -2.20; Y: 7.00	11.37
5.31	128,445	681,867	X: -2.20; Y: 7.00	11.77	4.86	128,445	624,767	X: -2.20; Y: 7.00	11.77
2.00	37,406	74,943	X: -2.70; Y: 7.00	7.95	1.95	37,406	73,063	X: -2.70; Y: 7.00	7.95
2.36	49,116	115,750	X: -2.70; Y: 7.00	8.35	2.27	49,116	111,284	X: -2.70; Y: 7.00	8.35
2.73	59,533	162,400	X: -2.70; Y: 7.00	8.75	2.60	59,533	154,589	X: -2.70; Y: 7.00	8.75
3.08	69,389	213,839	X: -2.70; Y: 7.00	9.15	2.91	69,389	201,951	X: -2.70; Y: 7.00	9.15
3.45	78,498	270,547	X: -2.70; Y: 7.00	9.55	3.23	78,498	253,828	X: -2.70; Y: 7.00	9.55
3.80	87,376	332,352	X: -2.70; Y: 7.00	9.95	3.55	87,376	310,042	X: -2.70; Y: 7.00	9.95
4.16	96,020	399,174	X: -2.70; Y: 7.00	10.35	3.86	96,020	370,515	X: -2.70; Y: 7.00	10.35
4.51	104,524	470,939	X: -2.70; Y: 7.00	10.75	4.16	104,524	435,179	X: -2.70; Y: 7.00	10.75
4.85	112,901	547,599	X: -2.70; Y: 7.00	11.15	4.46	112,901	503,980	X: -2.70; Y: 7.00	11.15
5.19	121,157	629,109	X: -2.70; Y: 7.00	11.55	4.76	121,157	576,879	X: -2.70; Y: 7.00	11.55
5.53	129,306	715,430	X: -2.70; Y: 7.00	11.95	5.06	129,306	653,844	X: -2.70; Y: 7.00	11.95
2.37	37,460	88,858	X: -3.20; Y: 7.00	8.16	2.28	37,460	85,445	X: -3.20; Y: 7.00	8.16
2.69	49,287	132,758	X: -3.20; Y: 7.00	8.56	2.56	49,287	126,412	X: -3.20; Y: 7.00	8.56
3.03	60,148	182,165	X: -3.20; Y: 7.00	8.96	2.86	60,148	172,084	X: -3.20; Y: 7.00	8.96
3.39	69,684	236,460	X: -3.20; Y: 7.00	9.36	3.18	69,684	221,929	X: -3.20; Y: 7.00	9.36
3.73	79,280	295,774	X: -3.20; Y: 7.00	9.76	3.48	79,280	276,029	X: -3.20; Y: 7.00	9.76
4.08	88,196	360,194	X: -3.20; Y: 7.00	10.16	3.79	88,196	334,485	X: -3.20; Y: 7.00	10.16
4.43	96,938	429,597	X: -3.20; Y: 7.00	10.56	4.10	96,938	397,163	X: -3.20; Y: 7.00	10.56
4.78	105,521	503,924	X: -3.20; Y: 7.00	10.96	4.40	105,521	464,005	X: -3.20; Y: 7.00	10.96
5.12	113,961	583,126	X: -3.20; Y: 7.00	11.36	4.69	113,961	534,966	X: -3.20; Y: 7.00	11.36
5.46	122,272	667,163	X: -3.20; Y: 7.00	11.76	4.99	122,272	610,008	X: -3.20; Y: 7.00	11.76

Bishop					Fellenius				
CS	FrzRbit	FrzRes	Centro	Raggio	CS	FrzRbit	FrzRes	Centro	Raggio
	[N]	[N]	[m]	[m]		[N]	[N]	[m]	[m]
5.79	130,467	755,995	X: -3.20; Y: 7.00	12.16	5.28	130,467	689,098	X: -3.20; Y: 7.00	12.16
2.86	37,474	107,205	X: -3.70; Y: 7.00	8.40	2.72	37,474	102,013	X: -3.70; Y: 7.00	8.40
3.13	49,263	154,178	X: -3.70; Y: 7.00	8.80	2.96	49,263	145,601	X: -3.70; Y: 7.00	8.80
3.43	60,195	206,619	X: -3.70; Y: 7.00	9.20	3.22	60,195	193,875	X: -3.70; Y: 7.00	9.20
3.75	70,368	264,085	X: -3.70; Y: 7.00	9.60	3.50	70,368	246,418	X: -3.70; Y: 7.00	9.60
4.10	79,742	326,631	X: -3.70; Y: 7.00	10.00	3.80	79,742	303,378	X: -3.70; Y: 7.00	10.00
4.44	88,752	393,977	X: -3.70; Y: 7.00	10.40	4.11	88,752	364,337	X: -3.70; Y: 7.00	10.40
4.78	97,586	466,263	X: -3.70; Y: 7.00	10.80	4.40	97,586	429,467	X: -3.70; Y: 7.00	10.80
5.11	106,253	543,435	X: -3.70; Y: 7.00	11.20	4.69	106,253	498,720	X: -3.70; Y: 7.00	11.20
5.46	114,407	625,164	X: -3.70; Y: 7.00	11.60	5.00	114,407	571,771	X: -3.70; Y: 7.00	11.60
5.80	122,795	712,009	X: -3.70; Y: 7.00	12.00	5.29	122,795	649,192	X: -3.70; Y: 7.00	12.00
6.13	131,072	803,639	X: -3.70; Y: 7.00	12.40	5.57	131,072	730,647	X: -3.70; Y: 7.00	12.40
3.49	37,275	129,981	X: -4.20; Y: 7.00	8.66	3.29	37,275	122,714	X: -4.20; Y: 7.00	8.66
3.72	48,556	180,404	X: -4.20; Y: 7.00	9.06	3.49	48,556	169,295	X: -4.20; Y: 7.00	9.06
3.92	60,287	236,336	X: -4.20; Y: 7.00	9.46	3.66	60,287	220,527	X: -4.20; Y: 7.00	9.46
4.19	70,999	297,288	X: -4.20; Y: 7.00	9.86	3.89	70,999	276,024	X: -4.20; Y: 7.00	9.86
4.52	80,342	362,800	X: -4.20; Y: 7.00	10.26	4.18	80,342	335,442	X: -4.20; Y: 7.00	10.26
4.84	89,454	433,295	X: -4.20; Y: 7.00	10.66	4.46	89,454	399,071	X: -4.20; Y: 7.00	10.66
5.17	98,366	508,703	X: -4.20; Y: 7.00	11.06	4.75	98,366	466,845	X: -4.20; Y: 7.00	11.06
5.50	107,097	588,979	X: -4.20; Y: 7.00	11.46	5.03	107,097	538,726	X: -4.20; Y: 7.00	11.46
5.83	115,681	674,078	X: -4.20; Y: 7.00	11.86	5.31	115,681	614,673	X: -4.20; Y: 7.00	11.86
6.15	124,131	763,968	X: -4.20; Y: 7.00	12.26	5.60	124,131	694,657	X: -4.20; Y: 7.00	12.26
6.50	132,009	858,307	X: -4.20; Y: 7.00	12.66	5.90	132,009	778,355	X: -4.20; Y: 7.00	12.66
2.10	34,728	73,005	X: 0.30; Y: 7.50	7.87	2.11	34,728	73,305	X: 0.30; Y: 7.50	7.87
2.33	45,055	105,108	X: 0.30; Y: 7.50	8.27	2.31	45,055	104,226	X: 0.30; Y: 7.50	8.27
2.61	55,183	143,919	X: 0.30; Y: 7.50	8.67	2.56	55,183	141,021	X: 0.30; Y: 7.50	8.67
2.92	64,585	188,628	X: 0.30; Y: 7.50	9.07	2.83	64,585	182,835	X: 0.30; Y: 7.50	9.07
3.24	73,805	239,163	X: 0.30; Y: 7.50	9.47	3.11	73,805	229,715	X: 0.30; Y: 7.50	9.47
3.54	83,287	294,833	X: 0.30; Y: 7.50	9.87	3.37	83,287	281,021	X: 0.30; Y: 7.50	9.87
3.86	92,093	355,767	X: 0.30; Y: 7.50	10.27	3.66	92,093	336,762	X: 0.30; Y: 7.50	10.27
4.19	100,671	421,807	X: 0.30; Y: 7.50	10.67	3.94	100,671	396,844	X: 0.30; Y: 7.50	10.67
4.52	109,076	492,869	X: 0.30; Y: 7.50	11.07	4.23	109,076	461,191	X: 0.30; Y: 7.50	11.07
4.85	117,364	568,887	X: 0.30; Y: 7.50	11.47	4.51	117,364	529,741	X: 0.30; Y: 7.50	11.47
5.18	125,543	649,810	X: 0.30; Y: 7.50	11.87	4.80	125,543	602,446	X: 0.30; Y: 7.50	11.87
1.84	33,971	62,405	X: -0.20; Y: 7.50	7.83	1.86	33,971	63,156	X: -0.20; Y: 7.50	7.83
2.09	44,859	93,827	X: -0.20; Y: 7.50	8.23	2.08	44,859	93,494	X: -0.20; Y: 7.50	8.23
2.43	54,451	132,125	X: -0.20; Y: 7.50	8.63	2.38	54,451	129,700	X: -0.20; Y: 7.50	8.63
2.73	64,443	176,225	X: -0.20; Y: 7.50	9.03	2.65	64,443	171,019	X: -0.20; Y: 7.50	9.03
3.07	73,627	226,185	X: -0.20; Y: 7.50	9.43	2.95	73,627	217,361	X: -0.20; Y: 7.50	9.43
3.39	83,087	281,344	X: -0.20; Y: 7.50	9.83	3.23	83,087	268,192	X: -0.20; Y: 7.50	9.83
3.72	91,880	341,766	X: -0.20; Y: 7.50	10.23	3.52	91,880	323,477	X: -0.20; Y: 7.50	10.23
4.05	100,510	407,288	X: -0.20; Y: 7.50	10.63	3.81	100,510	383,111	X: -0.20; Y: 7.50	10.63
4.39	108,936	477,836	X: -0.20; Y: 7.50	11.03	4.10	108,936	447,012	X: -0.20; Y: 7.50	11.03
4.72	117,216	553,343	X: -0.20; Y: 7.50	11.43	4.39	117,216	515,118	X: -0.20; Y: 7.50	11.43
5.05	125,387	633,751	X: -0.20; Y: 7.50	11.83	4.68	125,387	587,380	X: -0.20; Y: 7.50	11.83
1.65	35,796	58,936	X: -0.70; Y: 7.50	7.88	1.68	35,796	59,991	X: -0.70; Y: 7.50	7.88
1.99	46,091	91,508	X: -0.70; Y: 7.50	8.28	1.98	46,091	91,150	X: -0.70; Y: 7.50	8.28
2.33	56,163	130,733	X: -0.70; Y: 7.50	8.68	2.28	56,163	128,149	X: -0.70; Y: 7.50	8.68
2.68	65,499	175,754	X: -0.70; Y: 7.50	9.08	2.60	65,499	170,146	X: -0.70; Y: 7.50	9.08
3.01	75,219	226,511	X: -0.70; Y: 7.50	9.48	2.89	75,219	217,210	X: -0.70; Y: 7.50	9.48
3.36	84,162	282,485	X: -0.70; Y: 7.50	9.88	3.19	84,162	268,674	X: -0.70; Y: 7.50	9.88
3.70	92,940	343,641	X: -0.70; Y: 7.50	10.28	3.49	92,940	324,575	X: -0.70; Y: 7.50	10.28
4.04	101,462	409,892	X: -0.70; Y: 7.50	10.68	3.79	101,462	384,815	X: -0.70; Y: 7.50	10.68
4.37	110,093	481,390	X: -0.70; Y: 7.50	11.08	4.08	110,093	449,565	X: -0.70; Y: 7.50	11.08
4.71	118,392	557,619	X: -0.70; Y: 7.50	11.48	4.38	118,392	518,283	X: -0.70; Y: 7.50	11.48
5.05	126,571	638,734	X: -0.70; Y: 7.50	11.88	4.67	126,571	591,139	X: -0.70; Y: 7.50	11.88
1.59	36,682	58,333	X: -1.20; Y: 7.50	7.97	1.61	36,682	59,241	X: -1.20; Y: 7.50	7.97
1.97	46,992	92,575	X: -1.20; Y: 7.50	8.37	1.95	46,992	91,795	X: -1.20; Y: 7.50	8.37
2.33	57,160	132,974	X: -1.20; Y: 7.50	8.77	2.27	57,160	129,778	X: -1.20; Y: 7.50	8.77
2.70	66,490	179,515	X: -1.20; Y: 7.50	9.17	2.60	66,490	173,131	X: -1.20; Y: 7.50	9.17
3.04	76,140	231,258	X: -1.20; Y: 7.50	9.57	2.90	76,140	220,977	X: -1.20; Y: 7.50	9.57
3.38	85,258	288,588	X: -1.20; Y: 7.50	9.97	3.21	85,258	273,650	X: -1.20; Y: 7.50	9.97
3.73	93,961	350,925	X: -1.20; Y: 7.50	10.37	3.52	93,961	330,561	X: -1.20; Y: 7.50	10.37
4.08	102,527	418,316	X: -1.20; Y: 7.50	10.77	3.82	102,527	391,778	X: -1.20; Y: 7.50	10.77
4.42	110,957	490,694	X: -1.20; Y: 7.50	11.17	4.12	110,957	457,232	X: -1.20; Y: 7.50	11.17
4.75	119,677	567,968	X: -1.20; Y: 7.50	11.57	4.40	119,677	526,845	X: -1.20; Y: 7.50	11.57
5.09	127,846	650,160	X: -1.20; Y: 7.50	11.97	4.70	127,846	600,615	X: -1.20; Y: 7.50	11.97
1.61	37,593	60,456	X: -1.70; Y: 7.50	8.09	1.62	37,593	60,928	X: -1.70; Y: 7.50	8.09
2.00	48,368	96,911	X: -1.70; Y: 7.50	8.49	1.97	48,368	95,434	X: -1.70; Y: 7.50	8.49
2.41	57,861	139,246	X: -1.70; Y: 7.50	8.89	2.33	57,861	135,067	X: -1.70; Y: 7.50	8.89
2.76	67,905	187,316	X: -1.70; Y: 7.50	9.29	2.65	67,905	179,778	X: -1.70; Y: 7.50	9.29
3.13	77,025	240,754	X: -1.70; Y: 7.50	9.69	2.97	77,025	229,068	X: -1.70; Y: 7.50	9.69
3.49	85,909	299,427	X: -1.70; Y: 7.50	10.09	3.29	85,909	282,851	X: -1.70; Y: 7.50	10.09
3.82	95,104	363,178	X: -1.70; Y: 7.50	10.49	3.59	95,104	340,974	X: -1.70; Y: 7.50	10.49
4.16	103,911	432,254	X: -1.70; Y: 7.50	10.89	3.88	103,911	403,676	X: -1.70; Y: 7.50	10.89
4.50	112,373	506,099	X: -1.70; Y: 7.50	11.29	4.19	112,373	470,380	X: -1.70; Y: 7.50	11.29
4.85	120,697	584,855	X: -1.70; Y: 7.50	11.69	4.48	120,697	541,245	X: -1.70; Y: 7.50	11.69
5.19	128,890	668,476	X: -1.70; Y: 7.50	12.09	4.78	128,890	616,225	X: -1.70; Y: 7.50	12.09
1.74	37,940	65,945	X: -2.20; Y: 7.50	8.24	1.73	37,940	65,571	X: -2.20; Y: 7.50	8.24
2.15	48,856	105,050	X: -2.20; Y: 7.50	8.64	2.10	48,856	102,449	X: -2.20; Y: 7.50	8.64
2.53	59,122	149,375	X: -2.20; Y: 7.50	9.04	2.43	59,122	143,867	X: -2.20; Y: 7.50	9.04
2.91	68,509	199,541	X: -2.20; Y: 7.50	9.44	2.78	68,509	190,397	X: -2.20; Y: 7.50	9.44
3.26	78,185	254,855	X: -2.20; Y: 7.50	9.84	3.09	78,185	241,323	X: -2.20; Y: 7.50	9.84

Bishop					Fellenius				
CS	FrzRbit	FrzRes	Centro	Raggio	CS	FrzRbit	FrzRes	Centro	Raggio
	[N]	[N]	[m]	[m]		[N]	[N]	[m]	[m]
3.62	87,174	315,422	X: -2.20; Y: 7.50	10.24	3.40	87,174	296,742	X: -2.20; Y: 7.50	10.24
3.97	95,985	381,079	X: -2.20; Y: 7.50	10.64	3.71	95,985	356,500	X: -2.20; Y: 7.50	10.64
4.32	104,557	451,760	X: -2.20; Y: 7.50	11.04	4.02	104,557	420,530	X: -2.20; Y: 7.50	11.04
4.67	112,993	527,394	X: -2.20; Y: 7.50	11.44	4.33	112,993	488,758	X: -2.20; Y: 7.50	11.44
5.01	121,311	607,927	X: -2.20; Y: 7.50	11.84	4.63	121,311	561,140	X: -2.20; Y: 7.50	11.84
5.35	129,519	693,323	X: -2.20; Y: 7.50	12.24	4.92	129,519	637,630	X: -2.20; Y: 7.50	12.24
1.97	38,163	75,084	X: -2.70; Y: 7.50	8.41	1.93	38,163	73,538	X: -2.70; Y: 7.50	8.41
2.37	49,377	116,793	X: -2.70; Y: 7.50	8.81	2.28	49,377	112,777	X: -2.70; Y: 7.50	8.81
2.73	59,982	163,735	X: -2.70; Y: 7.50	9.21	2.61	59,982	156,500	X: -2.70; Y: 7.50	9.21
3.11	69,569	216,211	X: -2.70; Y: 7.50	9.61	2.95	69,569	205,059	X: -2.70; Y: 7.50	9.61
3.48	78,759	273,844	X: -2.70; Y: 7.50	10.01	3.28	78,759	258,000	X: -2.70; Y: 7.50	10.01
3.84	87,733	336,621	X: -2.70; Y: 7.50	10.41	3.59	87,733	315,332	X: -2.70; Y: 7.50	10.41
4.19	96,545	404,457	X: -2.70; Y: 7.50	10.81	3.90	96,545	376,959	X: -2.70; Y: 7.50	10.81
4.52	105,634	477,245	X: -2.70; Y: 7.50	11.21	4.19	105,634	442,771	X: -2.70; Y: 7.50	11.21
4.86	114,132	555,005	X: -2.70; Y: 7.50	11.61	4.49	114,132	512,812	X: -2.70; Y: 7.50	11.61
5.21	122,498	637,646	X: -2.70; Y: 7.50	12.01	4.79	122,498	586,984	X: -2.70; Y: 7.50	12.01
5.55	130,744	725,135	X: -2.70; Y: 7.50	12.41	5.09	130,744	665,249	X: -2.70; Y: 7.50	12.41
2.34	37,667	88,173	X: -3.20; Y: 7.50	8.61	2.26	37,667	85,199	X: -3.20; Y: 7.50	8.61
2.68	49,577	132,637	X: -3.20; Y: 7.50	9.01	2.56	49,577	126,884	X: -3.20; Y: 7.50	9.01
3.03	60,217	182,558	X: -3.20; Y: 7.50	9.41	2.88	60,217	173,233	X: -3.20; Y: 7.50	9.41
3.38	70,327	237,625	X: -3.20; Y: 7.50	9.81	3.19	70,327	224,029	X: -3.20; Y: 7.50	9.81
3.74	79,611	297,794	X: -3.20; Y: 7.50	10.21	3.51	79,611	279,161	X: -3.20; Y: 7.50	10.21
4.09	88,698	363,070	X: -3.20; Y: 7.50	10.61	3.82	88,698	338,633	X: -3.20; Y: 7.50	10.61
4.44	97,578	433,375	X: -3.20; Y: 7.50	11.01	4.12	97,578	402,375	X: -3.20; Y: 7.50	11.01
4.79	106,251	508,650	X: -3.20; Y: 7.50	11.41	4.43	106,251	470,325	X: -3.20; Y: 7.50	11.41
5.13	114,789	588,831	X: -3.20; Y: 7.50	11.81	4.73	114,789	542,426	X: -3.20; Y: 7.50	11.81
5.47	123,202	673,880	X: -3.20; Y: 7.50	12.21	5.02	123,202	618,641	X: -3.20; Y: 7.50	12.21
5.81	131,500	763,755	X: -3.20; Y: 7.50	12.61	5.32	131,500	698,930	X: -3.20; Y: 7.50	12.61
2.80	37,732	105,475	X: -3.70; Y: 7.50	8.84	2.67	37,732	100,875	X: -3.70; Y: 7.50	8.84
3.08	49,555	152,853	X: -3.70; Y: 7.50	9.24	2.93	49,555	145,045	X: -3.70; Y: 7.50	9.24
3.39	60,760	206,031	X: -3.70; Y: 7.50	9.64	3.20	60,760	194,260	X: -3.70; Y: 7.50	9.64
3.74	70,547	263,978	X: -3.70; Y: 7.50	10.04	3.51	70,547	247,521	X: -3.70; Y: 7.50	10.04
4.10	79,833	326,964	X: -3.70; Y: 7.50	10.44	3.82	79,833	305,082	X: -3.70; Y: 7.50	10.44
4.42	89,393	394,976	X: -3.70; Y: 7.50	10.84	4.10	89,393	366,855	X: -3.70; Y: 7.50	10.84
4.76	98,310	468,029	X: -3.70; Y: 7.50	11.24	4.40	98,310	432,939	X: -3.70; Y: 7.50	11.24
5.10	107,065	546,022	X: -3.70; Y: 7.50	11.64	4.70	107,065	503,200	X: -3.70; Y: 7.50	11.64
5.44	115,672	628,904	X: -3.70; Y: 7.50	12.04	4.99	115,672	577,592	X: -3.70; Y: 7.50	12.04
5.77	124,146	716,635	X: -3.70; Y: 7.50	12.44	5.28	124,146	656,078	X: -3.70; Y: 7.50	12.44
6.11	132,496	809,181	X: -3.70; Y: 7.50	12.84	5.57	132,496	738,628	X: -3.70; Y: 7.50	12.84
3.38	37,572	126,965	X: -4.20; Y: 7.50	9.08	3.21	37,572	120,455	X: -4.20; Y: 7.50	9.08
3.63	49,087	177,955	X: -4.20; Y: 7.50	9.48	3.42	49,087	167,840	X: -4.20; Y: 7.50	9.48
3.86	60,699	234,109	X: -4.20; Y: 7.50	9.88	3.62	60,699	219,496	X: -4.20; Y: 7.50	9.88
4.15	71,107	295,352	X: -4.20; Y: 7.50	10.28	3.88	71,107	275,541	X: -4.20; Y: 7.50	10.28
4.49	80,461	361,399	X: -4.20; Y: 7.50	10.68	4.17	80,461	335,707	X: -4.20; Y: 7.50	10.68
4.82	89,825	432,718	X: -4.20; Y: 7.50	11.08	4.46	89,825	400,395	X: -4.20; Y: 7.50	11.08
5.15	98,830	508,787	X: -4.20; Y: 7.50	11.48	4.75	98,830	469,040	X: -4.20; Y: 7.50	11.48
5.49	107,363	589,505	X: -4.20; Y: 7.50	11.88	5.04	107,363	541,564	X: -4.20; Y: 7.50	11.88
5.82	116,037	675,343	X: -4.20; Y: 7.50	12.28	5.33	116,037	618,458	X: -4.20; Y: 7.50	12.28
6.15	124,581	766,014	X: -4.20; Y: 7.50	12.68	5.61	124,581	699,430	X: -4.20; Y: 7.50	12.68
6.48	133,008	861,485	X: -4.20; Y: 7.50	13.08	5.90	133,008	784,453	X: -4.20; Y: 7.50	13.08

Verifica 3

Approccio 1, Combinazione 2			Stato Limite Ultimo	senza sisma						
1.64	28,478	46,668	X: 0.30; Y: 3.00	3.46	1.61	28,478	45,987	X: 0.30; Y: 3.00	3.46	
1.82	38,316	69,821	X: 0.30; Y: 3.00	3.86	1.77	38,316	67,647	X: 0.30; Y: 3.00	3.86	
2.12	46,336	98,195	X: 0.30; Y: 3.00	4.26	2.01	46,336	93,199	X: 0.30; Y: 3.00	4.26	
2.43	54,106	131,656	X: 0.30; Y: 3.00	4.66	2.27	54,106	122,992	X: 0.30; Y: 3.00	4.66	
2.79	60,651	169,207	X: 0.30; Y: 3.00	5.06	2.57	60,651	156,045	X: 0.30; Y: 3.00	5.06	
3.12	68,195	212,437	X: 0.30; Y: 3.00	5.46	2.85	68,195	194,105	X: 0.30; Y: 3.00	5.46	
3.44	75,693	260,417	X: 0.30; Y: 3.00	5.86	3.12	75,693	236,155	X: 0.30; Y: 3.00	5.86	
3.77	83,092	313,083	X: 0.30; Y: 3.00	6.26	3.40	83,092	282,130	X: 0.30; Y: 3.00	6.26	
4.17	88,642	369,255	X: 0.30; Y: 3.00	6.66	3.73	88,642	330,935	X: 0.30; Y: 3.00	6.66	
4.49	96,073	431,385	X: 0.30; Y: 3.00	7.06	4.01	96,073	384,954	X: 0.30; Y: 3.00	7.06	
4.81	103,491	498,105	X: 0.30; Y: 3.00	7.46	4.28	103,491	442,810	X: 0.30; Y: 3.00	7.46	
1.23	27,860	34,169	X: -0.20; Y: 3.00	3.36	1.25	27,860	34,905	X: -0.20; Y: 3.00	3.36	
1.58	35,483	55,949	X: -0.20; Y: 3.00	3.76	1.54	35,483	54,669	X: -0.20; Y: 3.00	3.76	
1.86	44,555	82,854	X: -0.20; Y: 3.00	4.16	1.77	44,555	79,046	X: -0.20; Y: 3.00	4.16	
2.20	52,280	115,174	X: -0.20; Y: 3.00	4.56	2.06	52,280	107,799	X: -0.20; Y: 3.00	4.56	
2.54	59,902	152,417	X: -0.20; Y: 3.00	4.96	2.35	59,902	140,725	X: -0.20; Y: 3.00	4.96	
2.88	67,431	194,468	X: -0.20; Y: 3.00	5.36	2.64	67,431	177,708	X: -0.20; Y: 3.00	5.36	
3.27	73,387	240,193	X: -0.20; Y: 3.00	5.76	2.97	73,387	217,600	X: -0.20; Y: 3.00	5.76	
3.61	80,798	291,805	X: -0.20; Y: 3.00	6.16	3.25	80,798	262,720	X: -0.20; Y: 3.00	6.16	
3.95	88,212	348,074	X: -0.20; Y: 3.00	6.56	3.53	88,212	311,752	X: -0.20; Y: 3.00	6.56	
4.31	94,900	409,013	X: -0.20; Y: 3.00	6.96	3.84	94,900	364,660	X: -0.20; Y: 3.00	6.96	
4.72	100,215	473,235	X: -0.20; Y: 3.00	7.36	4.19	100,215	420,307	X: -0.20; Y: 3.00	7.36	
1.20	27,655	33,151	X: -0.70; Y: 3.00	3.49	1.21	27,655	33,391	X: -0.70; Y: 3.00	3.49	
1.51	37,724	57,111	X: -0.70; Y: 3.00	3.89	1.47	37,724	55,403	X: -0.70; Y: 3.00	3.89	
1.88	45,758	86,107	X: -0.70; Y: 3.00	4.29	1.78	45,758	81,289	X: -0.70; Y: 3.00	4.29	
2.24	53,544	120,092	X: -0.70; Y: 3.00	4.69	2.08	53,544	111,419	X: -0.70; Y: 3.00	4.69	
2.59	61,257	158,907	X: -0.70; Y: 3.00	5.09	2.38	61,257	145,641	X: -0.70; Y: 3.00	5.09	
2.98	67,652	201,648	X: -0.70; Y: 3.00	5.49	2.71	67,652	183,038	X: -0.70; Y: 3.00	5.49	
3.32	75,231	250,051	X: -0.70; Y: 3.00	5.89	3.00	75,231	225,422	X: -0.70; Y: 3.00	5.89	
3.66	82,744	303,133	X: -0.70; Y: 3.00	6.29	3.28	82,744	271,736	X: -0.70; Y: 3.00	6.29	
4.00	90,126	360,845	X: -0.70; Y: 3.00	6.69	3.57	90,126	321,938	X: -0.70; Y: 3.00	6.69	

Bishop					Fellenius				
CS	FrzRbit	FrzRes	Centro	Raggio	CS	FrzRbit	FrzRes	Centro	Raggio
	[N]	[N]	[m]	[m]		[N]	[N]	[m]	[m]
4.41	95,665	422,117	X: -0.70; Y: 3.00	7.09	3.92	95,665	375,091	X: -0.70; Y: 3.00	7.09
4.74	103,133	489,252	X: -0.70; Y: 3.00	7.49	4.20	103,133	433,302	X: -0.70; Y: 3.00	7.49
1.29	29,190	37,784	X: -1.20; Y: 3.00	3.69	1.27	29,190	37,118	X: -1.20; Y: 3.00	3.69
1.71	37,563	64,084	X: -1.20; Y: 3.00	4.09	1.62	37,563	60,732	X: -1.20; Y: 3.00	4.09
2.03	46,926	95,235	X: -1.20; Y: 3.00	4.49	1.89	46,926	88,525	X: -1.20; Y: 3.00	4.49
2.39	54,932	131,548	X: -1.20; Y: 3.00	4.89	2.20	54,932	120,643	X: -1.20; Y: 3.00	4.89
2.79	61,573	171,798	X: -1.20; Y: 3.00	5.29	2.53	61,573	155,915	X: -1.20; Y: 3.00	5.29
3.14	69,288	217,761	X: -1.20; Y: 3.00	5.69	2.83	69,288	196,245	X: -1.20; Y: 3.00	5.69
3.53	76,156	268,512	X: -1.20; Y: 3.00	6.09	3.16	76,156	240,609	X: -1.20; Y: 3.00	6.09
3.86	83,802	323,821	X: -1.20; Y: 3.00	6.49	3.45	83,802	288,798	X: -1.20; Y: 3.00	6.49
4.27	89,519	382,608	X: -1.20; Y: 3.00	6.89	3.80	89,519	339,820	X: -1.20; Y: 3.00	6.89
4.60	97,182	447,364	X: -1.20; Y: 3.00	7.29	4.08	97,182	396,040	X: -1.20; Y: 3.00	7.29
4.93	104,806	516,697	X: -1.20; Y: 3.00	7.69	4.35	104,806	456,086	X: -1.20; Y: 3.00	7.69
1.60	29,462	47,055	X: -1.70; Y: 3.00	3.94	1.51	29,462	44,470	X: -1.70; Y: 3.00	3.94
2.00	38,093	76,365	X: -1.70; Y: 3.00	4.34	1.86	38,093	70,749	X: -1.70; Y: 3.00	4.34
2.38	46,571	110,689	X: -1.70; Y: 3.00	4.74	2.17	46,571	101,251	X: -1.70; Y: 3.00	4.74
2.73	54,869	149,902	X: -1.70; Y: 3.00	5.14	2.48	54,869	135,865	X: -1.70; Y: 3.00	5.14
3.08	62,991	193,902	X: -1.70; Y: 3.00	5.54	2.77	62,991	174,503	X: -1.70; Y: 3.00	5.54
3.47	69,594	241,753	X: -1.70; Y: 3.00	5.94	3.11	69,594	216,266	X: -1.70; Y: 3.00	5.94
3.81	77,527	295,315	X: -1.70; Y: 3.00	6.34	3.39	77,527	263,018	X: -1.70; Y: 3.00	6.34
4.14	85,346	353,528	X: -1.70; Y: 3.00	6.74	3.68	85,346	313,668	X: -1.70; Y: 3.00	6.74
4.56	90,970	415,104	X: -1.70; Y: 3.00	7.14	4.03	90,970	367,055	X: -1.70; Y: 3.00	7.14
4.89	98,714	482,764	X: -1.70; Y: 3.00	7.54	4.31	98,714	425,741	X: -1.70; Y: 3.00	7.54
5.22	106,412	554,992	X: -1.70; Y: 3.00	7.94	4.59	106,412	488,244	X: -1.70; Y: 3.00	7.94
2.14	28,776	61,571	X: -2.20; Y: 3.00	4.23	1.96	28,776	56,505	X: -2.20; Y: 3.00	4.23
2.49	37,902	94,335	X: -2.20; Y: 3.00	4.63	2.26	37,902	85,755	X: -2.20; Y: 3.00	4.63
2.83	46,690	132,132	X: -2.20; Y: 3.00	5.03	2.55	46,690	119,236	X: -2.20; Y: 3.00	5.03
3.17	55,224	174,815	X: -2.20; Y: 3.00	5.43	2.84	55,224	156,823	X: -2.20; Y: 3.00	5.43
3.50	63,558	222,281	X: -2.20; Y: 3.00	5.83	3.12	63,558	198,422	X: -2.20; Y: 3.00	5.83
3.83	71,708	274,451	X: -2.20; Y: 3.00	6.23	3.40	71,708	243,963	X: -2.20; Y: 3.00	6.23
4.23	78,063	330,285	X: -2.20; Y: 3.00	6.63	3.75	78,063	292,506	X: -2.20; Y: 3.00	6.63
4.55	86,082	391,955	X: -2.20; Y: 3.00	7.03	4.02	86,082	346,111	X: -2.20; Y: 3.00	7.03
4.91	93,350	458,272	X: -2.20; Y: 3.00	7.43	4.32	93,350	403,653	X: -2.20; Y: 3.00	7.43
5.33	98,984	527,811	X: -2.20; Y: 3.00	7.83	4.69	98,984	463,821	X: -2.20; Y: 3.00	7.83
5.64	106,983	603,490	X: -2.20; Y: 3.00	8.23	4.95	106,983	529,262	X: -2.20; Y: 3.00	8.23
2.88	28,649	82,556	X: -2.70; Y: 3.00	4.56	2.61	28,649	74,694	X: -2.70; Y: 3.00	4.56
3.12	38,183	119,276	X: -2.70; Y: 3.00	4.96	2.81	38,183	107,247	X: -2.70; Y: 3.00	4.96
3.40	47,337	160,931	X: -2.70; Y: 3.00	5.36	3.04	47,337	143,935	X: -2.70; Y: 3.00	5.36
3.77	54,696	206,343	X: -2.70; Y: 3.00	5.76	3.36	54,696	183,594	X: -2.70; Y: 3.00	5.76
4.07	63,322	257,711	X: -2.70; Y: 3.00	6.16	3.61	63,322	228,517	X: -2.70; Y: 3.00	6.16
4.37	71,803	313,784	X: -2.70; Y: 3.00	6.56	3.86	71,803	277,382	X: -2.70; Y: 3.00	6.56
4.72	79,432	374,562	X: -2.70; Y: 3.00	6.96	4.16	79,432	330,271	X: -2.70; Y: 3.00	6.96
5.12	85,595	438,647	X: -2.70; Y: 3.00	7.36	4.51	85,595	385,785	X: -2.70; Y: 3.00	7.36
5.42	93,881	508,821	X: -2.70; Y: 3.00	7.76	4.76	93,881	446,565	X: -2.70; Y: 3.00	7.76
5.72	102,057	583,562	X: -2.70; Y: 3.00	8.16	5.01	102,057	511,161	X: -2.70; Y: 3.00	8.16
6.15	107,478	661,367	X: -2.70; Y: 3.00	8.56	5.38	107,478	578,350	X: -2.70; Y: 3.00	8.56
3.85	28,375	109,340	X: -3.20; Y: 3.00	4.92	3.46	28,375	98,128	X: -3.20; Y: 3.00	4.92
3.93	38,247	150,313	X: -3.20; Y: 3.00	5.32	3.51	38,247	134,148	X: -3.20; Y: 3.00	5.32
4.21	46,381	195,246	X: -3.20; Y: 3.00	5.72	3.74	46,381	173,392	X: -3.20; Y: 3.00	5.72
4.43	55,555	245,989	X: -3.20; Y: 3.00	6.12	3.92	55,555	217,721	X: -3.20; Y: 3.00	6.12
4.73	63,750	301,523	X: -3.20; Y: 3.00	6.52	4.18	63,750	266,205	X: -3.20; Y: 3.00	6.52
4.99	72,495	361,634	X: -3.20; Y: 3.00	6.92	4.39	72,495	318,382	X: -3.20; Y: 3.00	6.92
5.37	79,225	425,332	X: -3.20; Y: 3.00	7.32	4.72	79,225	373,569	X: -3.20; Y: 3.00	7.32
5.64	87,812	494,929	X: -3.20; Y: 3.00	7.72	4.94	87,812	433,809	X: -3.20; Y: 3.00	7.72
5.91	96,217	569,093	X: -3.20; Y: 3.00	8.12	5.17	96,217	497,873	X: -3.20; Y: 3.00	8.12
6.34	102,049	646,548	X: -3.20; Y: 3.00	8.52	5.53	102,049	564,784	X: -3.20; Y: 3.00	8.52
6.62	110,365	730,130	X: -3.20; Y: 3.00	8.92	5.77	110,365	636,866	X: -3.20; Y: 3.00	8.92
5.28	26,748	141,288	X: -3.70; Y: 3.00	5.30	4.71	26,748	126,058	X: -3.70; Y: 3.00	5.30
5.06	36,914	186,884	X: -3.70; Y: 3.00	5.70	4.49	36,914	165,892	X: -3.70; Y: 3.00	5.70
5.08	46,711	237,288	X: -3.70; Y: 3.00	6.10	4.49	46,711	209,817	X: -3.70; Y: 3.00	6.10
5.28	55,439	292,499	X: -3.70; Y: 3.00	6.50	4.65	55,439	257,982	X: -3.70; Y: 3.00	6.50
5.59	62,754	351,094	X: -3.70; Y: 3.00	6.90	4.92	62,754	308,716	X: -3.70; Y: 3.00	6.90
5.78	71,891	415,782	X: -3.70; Y: 3.00	7.30	5.07	71,891	364,777	X: -3.70; Y: 3.00	7.30
6.00	80,845	485,088	X: -3.70; Y: 3.00	7.70	5.25	80,845	424,711	X: -3.70; Y: 3.00	7.70
6.40	87,061	557,478	X: -3.70; Y: 3.00	8.10	5.60	87,061	487,215	X: -3.70; Y: 3.00	8.10
6.64	95,771	636,240	X: -3.70; Y: 3.00	8.50	5.80	95,771	555,230	X: -3.70; Y: 3.00	8.50
6.90	104,344	719,548	X: -3.70; Y: 3.00	8.90	6.01	104,344	627,042	X: -3.70; Y: 3.00	8.90
7.34	109,779	805,676	X: -3.70; Y: 3.00	9.30	6.39	109,779	701,275	X: -3.70; Y: 3.00	9.30
6.86	26,326	180,647	X: -4.20; Y: 3.00	5.70	6.11	26,326	160,730	X: -4.20; Y: 3.00	5.70
6.27	36,821	230,967	X: -4.20; Y: 3.00	6.10	5.55	36,821	204,370	X: -4.20; Y: 3.00	6.10
6.20	46,158	286,096	X: -4.20; Y: 3.00	6.50	5.47	46,158	252,365	X: -4.20; Y: 3.00	6.50
6.38	54,013	344,609	X: -4.20; Y: 3.00	6.90	5.61	54,013	302,910	X: -4.20; Y: 3.00	6.90
6.43	63,632	409,231	X: -4.20; Y: 3.00	7.30	5.64	63,632	358,815	X: -4.20; Y: 3.00	7.30
6.55	73,014	478,477	X: -4.20; Y: 3.00	7.70	5.73	73,014	418,620	X: -4.20; Y: 3.00	7.70
6.92	79,619	550,816	X: -4.20; Y: 3.00	8.10	6.04	79,619	481,017	X: -4.20; Y: 3.00	8.10
7.10	88,679	629,535	X: -4.20; Y: 3.00	8.50	6.19	88,679	548,945	X: -4.20; Y: 3.00	8.50
7.31	97,571	712,805	X: -4.20; Y: 3.00	8.90	6.36	97,571	620,680	X: -4.20; Y: 3.00	8.90
7.73	103,298	798,899	X: -4.20; Y: 3.00	9.30	6.73	103,298	694,847	X: -4.20; Y: 3.00	9.30
7.98	111,686	891,598	X: -4.20; Y: 3.00	9.70	6.94	111,686	774,700	X: -4.20; Y: 3.00	9.70
1.63	30,460	49,505	X: 0.30; Y: 3.50	3.94	1.62	30,460	49,349	X: 0.30; Y: 3.50	3.94
1.89	38,773	73,401	X: 0.30; Y: 3.50	4.34	1.84	38,773	71,388	X: 0.30; Y: 3.50	4.34
2.19	47,284	103,539	X: 0.30; Y: 3.50	4.74	2.09	47,284	98,832	X: 0.30; Y: 3.50	4.74
2.50	55,310	138,319	X: 0.30; Y: 3.50	5.14	2.35	55,310	130,056	X: 0.30; Y: 3.50	5.14

Bishop					Fellenius				
CS	FrzRbit	FrzRes	Centro	Raggio	CS	FrzRbit	FrzRes	Centro	Raggio
	[N]	[N]	[m]	[m]		[N]	[N]	[m]	[m]
2.84	62,359	177,380	X: 0.30; Y: 3.50	5.54	2.64	62,359	164,728	X: 0.30; Y: 3.50	5.54
3.13	70,885	221,917	X: 0.30; Y: 3.50	5.94	2.88	70,885	204,303	X: 0.30; Y: 3.50	5.94
3.49	77,708	271,459	X: 0.30; Y: 3.50	6.34	3.19	77,708	247,886	X: 0.30; Y: 3.50	6.34
3.82	85,282	325,642	X: 0.30; Y: 3.50	6.74	3.46	85,282	295,476	X: 0.30; Y: 3.50	6.74
4.14	92,785	384,511	X: 0.30; Y: 3.50	7.14	3.74	92,785	347,002	X: 0.30; Y: 3.50	7.14
4.53	98,735	447,087	X: 0.30; Y: 3.50	7.54	4.07	98,735	401,562	X: 0.30; Y: 3.50	7.54
4.85	106,242	515,415	X: 0.30; Y: 3.50	7.94	4.34	106,242	461,110	X: 0.30; Y: 3.50	7.94
1.32	28,125	37,225	X: -0.20; Y: 3.50	3.86	1.35	28,125	37,845	X: -0.20; Y: 3.50	3.86
1.60	37,733	60,347	X: -0.20; Y: 3.50	4.26	1.58	37,733	59,433	X: -0.20; Y: 3.50	4.26
1.93	45,966	88,883	X: -0.20; Y: 3.50	4.66	1.86	45,966	85,285	X: -0.20; Y: 3.50	4.66
2.28	53,832	122,648	X: -0.20; Y: 3.50	5.06	2.15	53,832	115,558	X: -0.20; Y: 3.50	5.06
2.62	61,643	161,394	X: -0.20; Y: 3.50	5.46	2.43	61,643	150,065	X: -0.20; Y: 3.50	5.46
2.96	69,368	205,009	X: -0.20; Y: 3.50	5.86	2.72	69,368	188,695	X: -0.20; Y: 3.50	5.86
3.29	77,007	253,415	X: -0.20; Y: 3.50	6.26	3.00	77,007	231,365	X: -0.20; Y: 3.50	6.26
3.63	84,553	306,544	X: -0.20; Y: 3.50	6.66	3.29	84,553	278,015	X: -0.20; Y: 3.50	6.66
4.00	90,815	363,592	X: -0.20; Y: 3.50	7.06	3.61	90,815	327,887	X: -0.20; Y: 3.50	7.06
4.33	98,321	426,210	X: -0.20; Y: 3.50	7.46	3.89	98,321	382,587	X: -0.20; Y: 3.50	7.46
4.67	105,746	493,458	X: -0.20; Y: 3.50	7.86	4.17	105,746	441,175	X: -0.20; Y: 3.50	7.86
1.20	29,828	35,870	X: -0.70; Y: 3.50	3.97	1.23	29,828	36,583	X: -0.70; Y: 3.50	3.97
1.58	38,625	61,063	X: -0.70; Y: 3.50	4.37	1.54	38,625	59,606	X: -0.70; Y: 3.50	4.37
1.95	46,800	91,267	X: -0.70; Y: 3.50	4.77	1.86	46,800	86,820	X: -0.70; Y: 3.50	4.77
2.26	55,832	126,353	X: -0.70; Y: 3.50	5.17	2.12	55,832	118,274	X: -0.70; Y: 3.50	5.17
2.61	63,710	166,540	X: -0.70; Y: 3.50	5.57	2.42	63,710	153,965	X: -0.70; Y: 3.50	5.57
2.99	70,474	210,815	X: -0.70; Y: 3.50	5.97	2.74	70,474	192,968	X: -0.70; Y: 3.50	5.97
3.34	78,095	260,651	X: -0.70; Y: 3.50	6.37	3.03	78,095	236,862	X: -0.70; Y: 3.50	6.37
3.71	84,944	315,285	X: -0.70; Y: 3.50	6.77	3.35	84,944	284,777	X: -0.70; Y: 3.50	6.77
4.05	92,490	374,518	X: -0.70; Y: 3.50	7.17	3.64	92,490	336,595	X: -0.70; Y: 3.50	7.17
4.39	99,951	438,391	X: -0.70; Y: 3.50	7.57	3.93	99,951	392,313	X: -0.70; Y: 3.50	7.57
4.78	105,897	506,026	X: -0.70; Y: 3.50	7.97	4.26	105,897	451,167	X: -0.70; Y: 3.50	7.97
1.33	29,604	39,305	X: -1.20; Y: 3.50	4.14	1.32	29,604	38,958	X: -1.20; Y: 3.50	4.14
1.68	39,228	66,047	X: -1.20; Y: 3.50	4.54	1.61	39,228	63,270	X: -1.20; Y: 3.50	4.54
2.05	48,260	98,978	X: -1.20; Y: 3.50	4.94	1.93	48,260	92,985	X: -1.20; Y: 3.50	4.94
2.41	56,517	136,337	X: -1.20; Y: 3.50	5.34	2.23	56,517	126,296	X: -1.20; Y: 3.50	5.34
2.79	63,674	177,913	X: -1.20; Y: 3.50	5.74	2.56	63,674	163,035	X: -1.20; Y: 3.50	5.74
3.15	71,514	225,000	X: -1.20; Y: 3.50	6.14	2.86	71,514	204,608	X: -1.20; Y: 3.50	6.14
3.49	79,243	276,848	X: -1.20; Y: 3.50	6.54	3.16	79,243	250,199	X: -1.20; Y: 3.50	6.54
3.84	86,879	333,402	X: -1.20; Y: 3.50	6.94	3.45	86,879	299,752	X: -1.20; Y: 3.50	6.94
4.18	94,413	394,613	X: -1.20; Y: 3.50	7.34	3.74	94,413	353,222	X: -1.20; Y: 3.50	7.34
4.58	100,460	459,612	X: -1.20; Y: 3.50	7.74	4.08	100,460	409,835	X: -1.20; Y: 3.50	7.74
4.91	108,001	530,257	X: -1.20; Y: 3.50	8.14	4.36	108,001	471,312	X: -1.20; Y: 3.50	8.14
1.57	30,474	47,693	X: -1.70; Y: 3.50	4.37	1.50	30,474	45,832	X: -1.70; Y: 3.50	4.37
1.97	39,328	77,666	X: -1.70; Y: 3.50	4.77	1.85	39,328	72,947	X: -1.70; Y: 3.50	4.77
2.35	47,998	112,710	X: -1.70; Y: 3.50	5.17	2.17	47,998	104,349	X: -1.70; Y: 3.50	5.17
2.66	57,308	152,581	X: -1.70; Y: 3.50	5.57	2.44	57,308	139,803	X: -1.70; Y: 3.50	5.57
3.05	64,513	196,733	X: -1.70; Y: 3.50	5.97	2.77	64,513	178,740	X: -1.70; Y: 3.50	5.97
3.40	72,507	246,450	X: -1.70; Y: 3.50	6.37	3.07	72,507	222,555	X: -1.70; Y: 3.50	6.37
3.78	79,685	300,977	X: -1.70; Y: 3.50	6.77	3.39	79,685	270,447	X: -1.70; Y: 3.50	6.77
4.11	87,522	360,115	X: -1.70; Y: 3.50	7.17	3.68	87,522	322,188	X: -1.70; Y: 3.50	7.17
4.45	95,241	423,897	X: -1.70; Y: 3.50	7.57	3.97	95,241	377,833	X: -1.70; Y: 3.50	7.57
4.84	101,440	491,469	X: -1.70; Y: 3.50	7.97	4.30	101,440	436,637	X: -1.70; Y: 3.50	7.97
5.17	109,162	564,683	X: -1.70; Y: 3.50	8.37	4.58	109,162	500,280	X: -1.70; Y: 3.50	8.37
2.00	30,398	60,752	X: -2.20; Y: 3.50	4.63	1.87	30,398	56,749	X: -2.20; Y: 3.50	4.63
2.38	39,525	93,930	X: -2.20; Y: 3.50	5.03	2.19	39,525	86,656	X: -2.20; Y: 3.50	5.03
2.73	48,376	132,165	X: -2.20; Y: 3.50	5.43	2.50	48,376	120,802	X: -2.20; Y: 3.50	5.43
3.08	56,999	175,323	X: -2.20; Y: 3.50	5.83	2.79	56,999	159,080	X: -2.20; Y: 3.50	5.83
3.41	65,416	223,305	X: -2.20; Y: 3.50	6.23	3.08	65,416	201,413	X: -2.20; Y: 3.50	6.23
3.80	72,461	275,225	X: -2.20; Y: 3.50	6.63	3.41	72,461	246,929	X: -2.20; Y: 3.50	6.63
4.13	80,600	332,803	X: -2.20; Y: 3.50	7.03	3.69	80,600	297,388	X: -2.20; Y: 3.50	7.03
4.46	88,642	395,062	X: -2.20; Y: 3.50	7.43	3.97	88,642	351,777	X: -2.20; Y: 3.50	7.43
4.79	96,487	461,968	X: -2.20; Y: 3.50	7.83	4.25	96,487	410,075	X: -2.20; Y: 3.50	7.83
5.19	102,536	532,479	X: -2.20; Y: 3.50	8.23	4.60	102,536	471,359	X: -2.20; Y: 3.50	8.23
5.52	110,357	608,815	X: -2.20; Y: 3.50	8.63	4.87	110,357	537,655	X: -2.20; Y: 3.50	8.63
2.62	30,327	79,565	X: -2.70; Y: 3.50	4.94	2.41	30,327	73,055	X: -2.70; Y: 3.50	4.94
2.96	39,146	115,735	X: -2.70; Y: 3.50	5.34	2.69	39,146	105,317	X: -2.70; Y: 3.50	5.34
3.26	48,270	157,582	X: -2.70; Y: 3.50	5.74	2.95	48,270	142,523	X: -2.70; Y: 3.50	5.74
3.58	57,108	204,339	X: -2.70; Y: 3.50	6.14	3.22	57,108	183,858	X: -2.70; Y: 3.50	6.14
3.89	65,717	255,909	X: -2.70; Y: 3.50	6.54	3.49	65,717	229,239	X: -2.70; Y: 3.50	6.54
4.21	74,129	312,225	X: -2.70; Y: 3.50	6.94	3.76	74,129	278,605	X: -2.70; Y: 3.50	6.94
4.53	82,351	373,225	X: -2.70; Y: 3.50	7.34	4.03	82,351	331,904	X: -2.70; Y: 3.50	7.34
4.92	89,050	438,062	X: -2.70; Y: 3.50	7.74	4.36	89,050	388,391	X: -2.70; Y: 3.50	7.74
5.23	97,147	508,536	X: -2.70; Y: 3.50	8.14	4.63	97,147	449,720	X: -2.70; Y: 3.50	8.14
5.58	104,553	583,651	X: -2.70; Y: 3.50	8.54	4.93	104,553	514,995	X: -2.70; Y: 3.50	8.54
5.99	110,555	662,210	X: -2.70; Y: 3.50	8.94	5.27	110,555	583,108	X: -2.70; Y: 3.50	8.94
3.51	29,452	103,455	X: -3.20; Y: 3.50	5.27	3.19	29,452	93,947	X: -3.20; Y: 3.50	5.27
3.68	39,259	144,316	X: -3.20; Y: 3.50	5.67	3.32	39,259	130,276	X: -3.20; Y: 3.50	5.67
3.91	48,683	190,117	X: -3.20; Y: 3.50	6.07	3.51	48,683	170,761	X: -3.20; Y: 3.50	6.07
4.17	57,786	240,755	X: -3.20; Y: 3.50	6.47	3.73	57,786	215,313	X: -3.20; Y: 3.50	6.47
4.52	65,311	295,258	X: -3.20; Y: 3.50	6.87	4.03	65,311	262,995	X: -3.20; Y: 3.50	6.87
4.80	73,992	355,520	X: -3.20; Y: 3.50	7.27	4.27	73,992	315,705	X: -3.20; Y: 3.50	7.27
5.10	82,516	420,466	X: -3.20; Y: 3.50	7.67	4.51	82,516	372,347	X: -3.20; Y: 3.50	7.67
5.43	90,274	490,096	X: -3.20; Y: 3.50	8.07	4.80	90,274	433,003	X: -3.20; Y: 3.50	8.07
5.82	96,751	563,237	X: -3.20; Y: 3.50	8.47	5.13	96,751	496,495	X: -3.20; Y: 3.50	8.47
6.11	105,061	642,261	X: -3.20; Y: 3.50	8.87	5.38	105,061	565,035	X: -3.20; Y: 3.50	8.87

Bishop					Fellenius				
CS	FrzRbit	FrzRes	Centro	Raggio	CS	FrzRbit	FrzRes	Centro	Raggio
	[N]	[N]	[m]	[m]		[N]	[N]	[m]	[m]
6.41	113,246	725,857	X: -3.20; Y: 3.50	9.27	5.63	113,246	637,407	X: -3.20; Y: 3.50	9.27
4.59	29,141	133,793	X: -3.70; Y: 3.50	5.63	4.14	29,141	120,781	X: -3.70; Y: 3.50	5.63
4.56	39,226	178,949	X: -3.70; Y: 3.50	6.03	4.09	39,226	160,612	X: -3.70; Y: 3.50	6.03
4.68	48,893	228,956	X: -3.70; Y: 3.50	6.43	4.18	48,893	204,548	X: -3.70; Y: 3.50	6.43
4.96	57,084	283,005	X: -3.70; Y: 3.50	6.83	4.41	57,084	251,824	X: -3.70; Y: 3.50	6.83
5.18	66,212	342,667	X: -3.70; Y: 3.50	7.23	4.59	66,212	303,964	X: -3.70; Y: 3.50	7.23
5.47	74,480	407,075	X: -3.70; Y: 3.50	7.63	4.84	74,480	360,215	X: -3.70; Y: 3.50	7.63
5.72	83,187	476,068	X: -3.70; Y: 3.50	8.03	5.05	83,187	420,194	X: -3.70; Y: 3.50	8.03
6.09	90,188	548,817	X: -3.70; Y: 3.50	8.43	5.36	90,188	483,345	X: -3.70; Y: 3.50	8.43
6.35	98,758	627,267	X: -3.70; Y: 3.50	8.83	5.58	98,758	551,354	X: -3.70; Y: 3.50	8.83
6.63	107,130	710,292	X: -3.70; Y: 3.50	9.23	5.82	107,130	623,206	X: -3.70; Y: 3.50	9.23
7.03	113,298	796,794	X: -3.70; Y: 3.50	9.63	6.16	113,298	698,062	X: -3.70; Y: 3.50	9.63
5.92	28,756	170,212	X: -4.20; Y: 3.50	6.01	5.32	28,756	153,023	X: -4.20; Y: 3.50	6.01
5.77	37,975	219,075	X: -4.20; Y: 3.50	6.41	5.15	37,975	195,720	X: -4.20; Y: 3.50	6.41
5.71	47,916	273,634	X: -4.20; Y: 3.50	6.81	5.08	47,916	243,436	X: -4.20; Y: 3.50	6.81
5.86	56,872	333,010	X: -4.20; Y: 3.50	7.21	5.19	56,872	295,406	X: -4.20; Y: 3.50	7.21
5.99	66,251	397,017	X: -4.20; Y: 3.50	7.61	5.30	66,251	351,103	X: -4.20; Y: 3.50	7.61
6.30	73,744	464,676	X: -4.20; Y: 3.50	8.01	5.56	73,744	409,842	X: -4.20; Y: 3.50	8.01
6.50	82,816	538,196	X: -4.20; Y: 3.50	8.41	5.72	82,816	473,647	X: -4.20; Y: 3.50	8.41
6.72	91,699	616,327	X: -4.20; Y: 3.50	8.81	5.90	91,699	541,332	X: -4.20; Y: 3.50	8.81
6.97	100,298	699,037	X: -4.20; Y: 3.50	9.21	6.11	100,298	612,882	X: -4.20; Y: 3.50	9.21
7.35	106,865	785,334	X: -4.20; Y: 3.50	9.61	6.43	106,865	687,539	X: -4.20; Y: 3.50	9.61
7.60	115,393	877,453	X: -4.20; Y: 3.50	10.01	6.65	115,393	767,087	X: -4.20; Y: 3.50	10.01
1.70	30,873	52,422	X: 0.30; Y: 4.00	4.43	1.70	30,873	52,342	X: 0.30; Y: 4.00	4.43
1.97	39,360	77,511	X: 0.30; Y: 4.00	4.83	1.92	39,360	75,651	X: 0.30; Y: 4.00	4.83
2.22	48,640	108,063	X: 0.30; Y: 4.00	5.23	2.13	48,640	103,760	X: 0.30; Y: 4.00	5.23
2.52	57,373	144,623	X: 0.30; Y: 4.00	5.63	2.39	57,373	136,913	X: 0.30; Y: 4.00	5.63
2.84	65,485	185,778	X: 0.30; Y: 4.00	6.03	2.65	65,485	173,812	X: 0.30; Y: 4.00	6.03
3.18	72,701	231,290	X: 0.30; Y: 4.00	6.43	2.95	72,701	214,263	X: 0.30; Y: 4.00	6.43
3.51	80,447	282,225	X: 0.30; Y: 4.00	6.83	3.22	80,447	259,424	X: 0.30; Y: 4.00	6.83
3.84	88,095	337,947	X: 0.30; Y: 4.00	7.23	3.50	88,095	308,619	X: 0.30; Y: 4.00	7.23
4.16	95,658	398,404	X: 0.30; Y: 4.00	7.63	3.78	95,658	361,802	X: 0.30; Y: 4.00	7.63
4.49	103,134	463,549	X: 0.30; Y: 4.00	8.03	4.06	103,134	418,929	X: 0.30; Y: 4.00	8.03
4.87	109,282	532,552	X: 0.30; Y: 4.00	8.43	4.39	109,282	479,238	X: 0.30; Y: 4.00	8.43
1.42	28,616	40,615	X: -0.20; Y: 4.00	4.35	1.44	28,616	41,199	X: -0.20; Y: 4.00	4.35
1.68	38,568	64,731	X: -0.20; Y: 4.00	4.75	1.66	38,568	63,895	X: -0.20; Y: 4.00	4.75
2.02	46,814	94,649	X: -0.20; Y: 4.00	5.15	1.95	46,814	91,186	X: -0.20; Y: 4.00	5.15
2.32	55,928	129,649	X: -0.20; Y: 4.00	5.55	2.20	55,928	122,939	X: -0.20; Y: 4.00	5.55
2.66	63,967	169,888	X: -0.20; Y: 4.00	5.95	2.49	63,967	159,010	X: -0.20; Y: 4.00	5.95
2.99	71,862	215,061	X: -0.20; Y: 4.00	6.35	2.77	71,862	199,264	X: -0.20; Y: 4.00	6.35
3.33	79,628	265,081	X: -0.20; Y: 4.00	6.75	3.06	79,628	243,611	X: -0.20; Y: 4.00	6.75
3.66	87,283	319,878	X: -0.20; Y: 4.00	7.15	3.35	87,283	291,991	X: -0.20; Y: 4.00	7.15
4.00	94,829	379,399	X: -0.20; Y: 4.00	7.55	3.63	94,829	344,352	X: -0.20; Y: 4.00	7.55
4.37	101,248	442,941	X: -0.20; Y: 4.00	7.95	3.95	101,248	400,034	X: -0.20; Y: 4.00	7.95
4.71	108,729	511,943	X: -0.20; Y: 4.00	8.35	4.23	108,729	460,432	X: -0.20; Y: 4.00	8.35
1.28	30,392	38,772	X: -0.70; Y: 4.00	4.45	1.30	30,392	39,553	X: -0.70; Y: 4.00	4.45
1.66	38,868	64,523	X: -0.70; Y: 4.00	4.85	1.63	38,868	63,179	X: -0.70; Y: 4.00	4.85
1.97	48,697	96,065	X: -0.70; Y: 4.00	5.25	1.89	48,697	92,058	X: -0.70; Y: 4.00	5.25
2.32	57,057	132,614	X: -0.70; Y: 4.00	5.65	2.19	57,057	124,980	X: -0.70; Y: 4.00	5.65
2.67	65,210	174,150	X: -0.70; Y: 4.00	6.05	2.49	65,210	162,135	X: -0.70; Y: 4.00	6.05
3.02	73,141	220,575	X: -0.70; Y: 4.00	6.45	2.78	73,141	203,425	X: -0.70; Y: 4.00	6.45
3.38	80,130	271,216	X: -0.70; Y: 4.00	6.85	3.10	80,130	248,172	X: -0.70; Y: 4.00	6.85
3.73	87,830	327,267	X: -0.70; Y: 4.00	7.25	3.39	87,830	297,626	X: -0.70; Y: 4.00	7.25
4.07	95,421	388,047	X: -0.70; Y: 4.00	7.65	3.68	95,421	351,069	X: -0.70; Y: 4.00	7.65
4.41	102,931	453,514	X: -0.70; Y: 4.00	8.05	3.97	102,931	408,458	X: -0.70; Y: 4.00	8.05
4.75	110,348	523,630	X: -0.70; Y: 4.00	8.45	4.26	110,348	469,761	X: -0.70; Y: 4.00	8.45
1.37	30,288	41,420	X: -1.20; Y: 4.00	4.61	1.37	30,288	41,363	X: -1.20; Y: 4.00	4.61
1.72	40,218	69,101	X: -1.20; Y: 4.00	5.01	1.66	40,218	66,785	X: -1.20; Y: 4.00	5.01
2.10	48,693	102,418	X: -1.20; Y: 4.00	5.41	1.99	48,693	96,941	X: -1.20; Y: 4.00	5.41
2.47	56,966	140,844	X: -1.20; Y: 4.00	5.81	2.31	56,966	131,461	X: -1.20; Y: 4.00	5.81
2.83	65,101	184,242	X: -1.20; Y: 4.00	6.21	2.61	65,101	170,212	X: -1.20; Y: 4.00	6.21
3.18	73,107	232,523	X: -1.20; Y: 4.00	6.61	2.91	73,107	213,100	X: -1.20; Y: 4.00	6.61
3.53	81,001	285,614	X: -1.20; Y: 4.00	7.01	3.21	81,001	260,053	X: -1.20; Y: 4.00	7.01
3.87	88,793	343,458	X: -1.20; Y: 4.00	7.41	3.50	88,793	311,015	X: -1.20; Y: 4.00	7.41
4.21	96,484	406,009	X: -1.20; Y: 4.00	7.81	3.79	96,484	365,942	X: -1.20; Y: 4.00	7.81
4.59	102,863	472,430	X: -1.20; Y: 4.00	8.21	4.12	102,863	424,048	X: -1.20; Y: 4.00	8.21
4.93	110,493	544,447	X: -1.20; Y: 4.00	8.61	4.41	110,493	487,003	X: -1.20; Y: 4.00	8.61
1.56	30,838	48,255	X: -1.70; Y: 4.00	4.81	1.52	30,838	46,886	X: -1.70; Y: 4.00	4.81
1.93	40,741	78,637	X: -1.70; Y: 4.00	5.21	1.83	40,741	74,606	X: -1.70; Y: 4.00	5.21
2.31	49,472	114,465	X: -1.70; Y: 4.00	5.61	2.16	49,472	106,950	X: -1.70; Y: 4.00	5.61
2.68	57,970	155,349	X: -1.70; Y: 4.00	6.01	2.48	57,970	143,591	X: -1.70; Y: 4.00	6.01
3.04	66,260	201,177	X: -1.70; Y: 4.00	6.41	2.78	66,260	184,420	X: -1.70; Y: 4.00	6.41
3.39	74,380	251,862	X: -1.70; Y: 4.00	6.81	3.08	74,380	229,353	X: -1.70; Y: 4.00	6.81
3.73	82,358	307,335	X: -1.70; Y: 4.00	7.21	3.38	82,358	278,325	X: -1.70; Y: 4.00	7.21
4.07	90,212	367,541	X: -1.70; Y: 4.00	7.61	3.67	90,212	331,284	X: -1.70; Y: 4.00	7.61
4.42	97,942	432,436	X: -1.70; Y: 4.00	8.01	3.96	97,942	388,190	X: -1.70; Y: 4.00	8.01
4.80	104,401	501,262	X: -1.70; Y: 4.00	8.41	4.29	104,401	448,353	X: -1.70; Y: 4.00	8.41
5.14	112,070	575,610	X: -1.70; Y: 4.00	8.81	4.58	112,070	513,271	X: -1.70; Y: 4.00	8.81
1.92	31,314	60,225	X: -2.20; Y: 4.00	5.05	1.82	31,314	57,048	X: -2.20; Y: 4.00	5.05
2.32	40,565	93,956	X: -2.20; Y: 4.00	5.45	2.16	40,565	87,717	X: -2.20; Y: 4.00	5.45
2.68	49,578	132,789	X: -2.20; Y: 4.00	5.85	2.47	49,578	122,670	X: -2.20; Y: 4.00	5.85
2.99	59,107	176,495	X: -2.20; Y: 4.00	6.25	2.74	59,107	161,677	X: -2.20; Y: 4.00	6.25
3.36	66,780	224,585	X: -2.20; Y: 4.00	6.65	3.06	66,780	204,298	X: -2.20; Y: 4.00	6.65

Bishop					Fellenius				
CS	FrzRbit	FrzRes	Centro	Raggio	CS	FrzRbit	FrzRes	Centro	Raggio
	[N]	[N]	[m]	[m]		[N]	[N]	[m]	[m]
3.71	75,046	278,149	X: -2.20; Y: 4.00	7.05	3.35	75,046	251,684	X: -2.20; Y: 4.00	7.05
4.08	82,529	336,546	X: -2.20; Y: 4.00	7.45	3.67	82,529	303,179	X: -2.20; Y: 4.00	7.45
4.41	90,574	399,594	X: -2.20; Y: 4.00	7.85	3.96	90,574	358,546	X: -2.20; Y: 4.00	7.85
4.74	98,495	467,321	X: -2.20; Y: 4.00	8.25	4.24	98,495	417,847	X: -2.20; Y: 4.00	8.25
5.13	105,011	538,889	X: -2.20; Y: 4.00	8.65	4.57	105,011	480,329	X: -2.20; Y: 4.00	8.65
5.46	112,866	616,066	X: -2.20; Y: 4.00	9.05	4.85	112,866	547,638	X: -2.20; Y: 4.00	9.05
2.48	31,056	76,925	X: -2.70; Y: 4.00	5.33	2.30	31,056	71,484	X: -2.70; Y: 4.00	5.33
2.81	40,572	114,045	X: -2.70; Y: 4.00	5.73	2.59	40,572	105,045	X: -2.70; Y: 4.00	5.73
3.14	49,742	156,242	X: -2.70; Y: 4.00	6.13	2.87	49,742	142,864	X: -2.70; Y: 4.00	6.13
3.47	58,658	203,384	X: -2.70; Y: 4.00	6.53	3.15	58,658	184,832	X: -2.70; Y: 4.00	6.53
3.79	67,346	255,380	X: -2.70; Y: 4.00	6.93	3.43	67,346	230,878	X: -2.70; Y: 4.00	6.93
4.12	75,830	312,161	X: -2.70; Y: 4.00	7.33	3.70	75,830	280,946	X: -2.70; Y: 4.00	7.33
4.49	83,127	373,005	X: -2.70; Y: 4.00	7.73	4.02	83,127	334,354	X: -2.70; Y: 4.00	7.73
4.81	91,363	439,338	X: -2.70; Y: 4.00	8.13	4.30	91,363	392,504	X: -2.70; Y: 4.00	8.13
5.13	99,453	510,345	X: -2.70; Y: 4.00	8.53	4.57	99,453	454,585	X: -2.70; Y: 4.00	8.53
5.46	107,356	585,994	X: -2.70; Y: 4.00	8.93	4.85	107,356	520,571	X: -2.70; Y: 4.00	8.93
5.85	113,754	665,432	X: -2.70; Y: 4.00	9.33	5.18	113,754	589,734	X: -2.70; Y: 4.00	9.33
3.21	30,898	99,298	X: -3.20; Y: 4.00	5.64	2.95	30,898	91,230	X: -3.20; Y: 4.00	5.64
3.44	40,778	140,217	X: -3.20; Y: 4.00	6.04	3.14	40,778	127,954	X: -3.20; Y: 4.00	6.04
3.70	50,249	186,126	X: -3.20; Y: 4.00	6.44	3.36	50,249	168,866	X: -3.20; Y: 4.00	6.44
4.03	58,610	236,365	X: -3.20; Y: 4.00	6.84	3.64	58,610	213,325	X: -3.20; Y: 4.00	6.84
4.33	67,472	292,046	X: -3.20; Y: 4.00	7.24	3.89	67,472	262,486	X: -3.20; Y: 4.00	7.24
4.63	76,123	352,499	X: -3.20; Y: 4.00	7.64	4.15	76,123	315,662	X: -3.20; Y: 4.00	7.64
4.94	84,586	417,670	X: -3.20; Y: 4.00	8.04	4.41	84,586	372,805	X: -3.20; Y: 4.00	8.04
5.25	92,859	487,515	X: -3.20; Y: 4.00	8.44	4.67	92,859	433,879	X: -3.20; Y: 4.00	8.44
5.62	99,835	561,332	X: -3.20; Y: 4.00	8.84	4.99	99,835	498,280	X: -3.20; Y: 4.00	8.84
5.93	107,990	640,634	X: -3.20; Y: 4.00	9.24	5.25	107,990	567,360	X: -3.20; Y: 4.00	9.24
6.27	115,507	724,568	X: -3.20; Y: 4.00	9.64	5.54	115,507	640,391	X: -3.20; Y: 4.00	9.64
4.22	30,068	126,800	X: -3.70; Y: 4.00	5.98	3.84	30,068	115,593	X: -3.70; Y: 4.00	5.98
4.28	40,105	171,806	X: -3.70; Y: 4.00	6.38	3.88	40,105	155,695	X: -3.70; Y: 4.00	6.38
4.46	49,763	221,752	X: -3.70; Y: 4.00	6.78	4.02	49,763	199,970	X: -3.70; Y: 4.00	6.78
4.68	59,102	276,553	X: -3.70; Y: 4.00	7.18	4.20	59,102	248,338	X: -3.70; Y: 4.00	7.18
4.93	68,161	336,136	X: -3.70; Y: 4.00	7.58	4.41	68,161	300,735	X: -3.70; Y: 4.00	7.58
5.27	75,833	399,682	X: -3.70; Y: 4.00	7.98	4.70	75,833	356,389	X: -3.70; Y: 4.00	7.98
5.55	84,543	468,833	X: -3.70; Y: 4.00	8.38	4.93	84,543	416,893	X: -3.70; Y: 4.00	8.38
5.83	93,094	542,654	X: -3.70; Y: 4.00	8.78	5.17	93,094	481,325	X: -3.70; Y: 4.00	8.78
6.15	100,949	621,147	X: -3.70; Y: 4.00	9.18	5.45	100,949	549,763	X: -3.70; Y: 4.00	9.18
6.53	107,689	703,311	X: -3.70; Y: 4.00	9.58	5.77	107,689	621,199	X: -3.70; Y: 4.00	9.58
6.82	116,021	791,191	X: -3.70; Y: 4.00	9.98	6.01	116,021	697,515	X: -3.70; Y: 4.00	9.98
5.40	29,744	160,699	X: -4.20; Y: 4.00	6.33	4.90	29,744	145,809	X: -4.20; Y: 4.00	6.33
5.25	40,011	210,031	X: -4.20; Y: 4.00	6.73	4.73	40,011	189,441	X: -4.20; Y: 4.00	6.73
5.30	49,881	264,220	X: -4.20; Y: 4.00	7.13	4.76	49,881	237,200	X: -4.20; Y: 4.00	7.13
5.44	59,401	323,201	X: -4.20; Y: 4.00	7.53	4.87	59,401	289,014	X: -4.20; Y: 4.00	7.53
5.71	67,659	386,305	X: -4.20; Y: 4.00	7.93	5.09	67,659	344,265	X: -4.20; Y: 4.00	7.93
5.93	76,744	454,869	X: -4.20; Y: 4.00	8.33	5.27	76,744	404,216	X: -4.20; Y: 4.00	8.33
6.21	85,064	528,152	X: -4.20; Y: 4.00	8.73	5.50	85,064	468,248	X: -4.20; Y: 4.00	8.73
6.46	93,747	606,028	X: -4.20; Y: 4.00	9.13	5.72	93,747	536,035	X: -4.20; Y: 4.00	9.13
6.81	100,969	687,794	X: -4.20; Y: 4.00	9.53	6.01	100,969	607,121	X: -4.20; Y: 4.00	9.53
7.08	109,530	775,105	X: -4.20; Y: 4.00	9.93	6.23	109,530	682,913	X: -4.20; Y: 4.00	9.93
7.35	117,880	866,998	X: -4.20; Y: 4.00	10.33	6.47	117,880	762,565	X: -4.20; Y: 4.00	10.33
1.77	31,013	54,869	X: 0.30; Y: 4.50	4.91	1.77	31,013	54,818	X: 0.30; Y: 4.50	4.91
1.99	40,804	81,175	X: 0.30; Y: 4.50	5.31	1.95	40,804	79,667	X: 0.30; Y: 4.50	5.31
2.28	49,527	113,135	X: 0.30; Y: 4.50	5.71	2.20	49,527	109,092	X: 0.30; Y: 4.50	5.71
2.60	57,851	150,486	X: 0.30; Y: 4.50	6.11	2.47	57,851	143,061	X: 0.30; Y: 4.50	6.11
2.91	66,509	193,435	X: 0.30; Y: 4.50	6.51	2.73	66,509	181,886	X: 0.30; Y: 4.50	6.51
3.23	74,613	240,948	X: 0.30; Y: 4.50	6.91	3.01	74,613	224,464	X: 0.30; Y: 4.50	6.91
3.57	81,967	292,874	X: 0.30; Y: 4.50	7.31	3.30	81,967	270,674	X: 0.30; Y: 4.50	7.31
3.90	89,786	350,110	X: 0.30; Y: 4.50	7.71	3.58	89,786	321,474	X: 0.30; Y: 4.50	7.71
4.23	97,516	412,126	X: 0.30; Y: 4.50	8.11	3.86	97,516	376,302	X: 0.30; Y: 4.50	8.11
4.55	105,161	478,877	X: 0.30; Y: 4.50	8.51	4.14	105,161	435,118	X: 0.30; Y: 4.50	8.51
4.88	112,719	550,321	X: 0.30; Y: 4.50	8.91	4.42	112,719	497,887	X: 0.30; Y: 4.50	8.91
1.50	29,023	43,678	X: -0.20; Y: 4.50	4.84	1.52	29,023	44,238	X: -0.20; Y: 4.50	4.84
1.77	38,958	68,907	X: -0.20; Y: 4.50	5.24	1.75	38,958	68,080	X: -0.20; Y: 4.50	5.24
2.06	48,525	99,921	X: -0.20; Y: 4.50	5.64	1.99	48,525	96,756	X: -0.20; Y: 4.50	5.64
2.39	57,077	136,462	X: -0.20; Y: 4.50	6.04	2.28	57,077	130,002	X: -0.20; Y: 4.50	6.04
2.73	65,271	178,161	X: -0.20; Y: 4.50	6.44	2.57	65,271	167,615	X: -0.20; Y: 4.50	6.44
3.07	73,319	224,850	X: -0.20; Y: 4.50	6.84	2.86	73,319	209,462	X: -0.20; Y: 4.50	6.84
3.40	81,253	276,436	X: -0.20; Y: 4.50	7.24	3.14	81,253	255,455	X: -0.20; Y: 4.50	7.24
3.74	89,079	332,848	X: -0.20; Y: 4.50	7.64	3.43	89,079	305,527	X: -0.20; Y: 4.50	7.64
4.07	96,805	394,032	X: -0.20; Y: 4.50	8.04	3.71	96,805	359,625	X: -0.20; Y: 4.50	8.04
4.40	104,431	459,944	X: -0.20; Y: 4.50	8.44	4.00	104,431	417,707	X: -0.20; Y: 4.50	8.44
4.77	111,063	529,955	X: -0.20; Y: 4.50	8.84	4.31	111,063	479,189	X: -0.20; Y: 4.50	8.84
1.34	30,615	41,140	X: -0.70; Y: 4.50	4.94	1.37	30,615	41,918	X: -0.70; Y: 4.50	4.94
1.68	40,417	68,100	X: -0.70; Y: 4.50	5.34	1.66	40,417	67,073	X: -0.70; Y: 4.50	5.34
2.04	49,189	100,526	X: -0.70; Y: 4.50	5.74	1.97	49,189	96,744	X: -0.70; Y: 4.50	5.74
2.39	57,931	138,735	X: -0.70; Y: 4.50	6.14	2.27	57,931	131,470	X: -0.70; Y: 4.50	6.14
2.74	66,227	181,633	X: -0.70; Y: 4.50	6.54	2.57	66,227	170,091	X: -0.70; Y: 4.50	6.54
3.09	74,365	229,470	X: -0.70; Y: 4.50	6.94	2.86	74,365	212,897	X: -0.70; Y: 4.50	6.94
3.43	82,350	282,165	X: -0.70; Y: 4.50	7.34	3.15	82,350	259,813	X: -0.70; Y: 4.50	7.34
3.79	89,526	339,175	X: -0.70; Y: 4.50	7.74	3.47	89,526	310,294	X: -0.70; Y: 4.50	7.74
4.13	97,278	401,483	X: -0.70; Y: 4.50	8.14	3.76	97,278	365,353	X: -0.70; Y: 4.50	8.14
4.46	104,947	468,520	X: -0.70; Y: 4.50	8.54	4.04	104,947	424,398	X: -0.70; Y: 4.50	8.54
4.80	112,534	540,251	X: -0.70; Y: 4.50	8.94	4.33	112,534	487,397	X: -0.70; Y: 4.50	8.94

Bishop					Fellenius				
CS	FrzRbit	FrzRes	Centro	Raggio	CS	FrzRbit	FrzRes	Centro	Raggio
	[N]	[N]	[m]	[m]		[N]	[N]	[m]	[m]
1.36	31,494	42,885	X: -1.20; Y: 4.50	5.08	1.37	31,494	43,121	X: -1.20; Y: 4.50	5.08
1.77	40,807	72,115	X: -1.20; Y: 4.50	5.48	1.72	40,807	70,136	X: -1.20; Y: 4.50	5.48
2.15	49,503	106,486	X: -1.20; Y: 4.50	5.88	2.05	49,503	101,479	X: -1.20; Y: 4.50	5.88
2.48	58,842	145,905	X: -1.20; Y: 4.50	6.28	2.33	58,842	137,180	X: -1.20; Y: 4.50	6.28
2.84	67,173	190,504	X: -1.20; Y: 4.50	6.68	2.64	67,173	177,245	X: -1.20; Y: 4.50	6.68
3.19	75,331	240,039	X: -1.20; Y: 4.50	7.08	2.94	75,331	221,499	X: -1.20; Y: 4.50	7.08
3.53	83,339	294,433	X: -1.20; Y: 4.50	7.48	3.24	83,339	269,863	X: -1.20; Y: 4.50	7.48
3.88	91,219	353,625	X: -1.20; Y: 4.50	7.88	3.53	91,219	322,280	X: -1.20; Y: 4.50	7.88
4.22	98,985	417,566	X: -1.20; Y: 4.50	8.28	3.83	98,985	378,703	X: -1.20; Y: 4.50	8.28
4.56	106,641	486,215	X: -1.20; Y: 4.50	8.68	4.12	106,641	439,094	X: -1.20; Y: 4.50	8.68
4.94	113,221	558,908	X: -1.20; Y: 4.50	9.08	4.44	113,221	502,838	X: -1.20; Y: 4.50	9.08
1.57	31,381	49,382	X: -1.70; Y: 4.50	5.26	1.54	31,381	48,433	X: -1.70; Y: 4.50	5.26
1.94	41,518	80,582	X: -1.70; Y: 4.50	5.66	1.86	41,518	77,145	X: -1.70; Y: 4.50	5.66
2.32	50,529	117,285	X: -1.70; Y: 4.50	6.06	2.19	50,529	110,523	X: -1.70; Y: 4.50	6.06
2.69	59,105	159,137	X: -1.70; Y: 4.50	6.46	2.51	59,105	148,284	X: -1.70; Y: 4.50	6.46
3.05	67,521	205,973	X: -1.70; Y: 4.50	6.86	2.82	67,521	190,270	X: -1.70; Y: 4.50	6.86
3.40	75,782	257,710	X: -1.70; Y: 4.50	7.26	3.12	75,782	236,400	X: -1.70; Y: 4.50	7.26
3.75	83,903	314,279	X: -1.70; Y: 4.50	7.66	3.42	83,903	286,612	X: -1.70; Y: 4.50	7.66
4.09	91,896	375,624	X: -1.70; Y: 4.50	8.06	3.71	91,896	340,852	X: -1.70; Y: 4.50	8.06
4.43	99,767	441,701	X: -1.70; Y: 4.50	8.46	4.00	99,767	399,078	X: -1.70; Y: 4.50	8.46
4.80	106,562	511,830	X: -1.70; Y: 4.50	8.86	4.32	106,562	460,653	X: -1.70; Y: 4.50	8.86
5.14	114,323	587,394	X: -1.70; Y: 4.50	9.26	4.61	114,323	526,912	X: -1.70; Y: 4.50	9.26
1.89	31,660	59,823	X: -2.20; Y: 4.50	5.48	1.81	31,660	57,267	X: -2.20; Y: 4.50	5.48
2.29	40,991	94,058	X: -2.20; Y: 4.50	5.88	2.16	40,991	88,617	X: -2.20; Y: 4.50	5.88
2.62	50,877	133,398	X: -2.20; Y: 4.50	6.28	2.44	50,877	124,260	X: -2.20; Y: 4.50	6.28
2.98	59,689	177,955	X: -2.20; Y: 4.50	6.68	2.75	59,689	164,345	X: -2.20; Y: 4.50	6.68
3.33	68,273	227,476	X: -2.20; Y: 4.50	7.08	3.06	68,273	208,624	X: -2.20; Y: 4.50	7.08
3.68	76,661	281,877	X: -2.20; Y: 4.50	7.48	3.35	76,661	257,022	X: -2.20; Y: 4.50	7.48
4.02	84,884	341,091	X: -2.20; Y: 4.50	7.88	3.65	84,884	309,478	X: -2.20; Y: 4.50	7.88
4.36	92,960	405,066	X: -2.20; Y: 4.50	8.28	3.94	92,960	365,946	X: -2.20; Y: 4.50	8.28
4.70	100,899	473,758	X: -2.20; Y: 4.50	8.68	4.23	100,899	426,386	X: -2.20; Y: 4.50	8.68
5.07	107,710	546,476	X: -2.20; Y: 4.50	9.08	4.55	107,710	490,158	X: -2.20; Y: 4.50	9.08
5.41	115,532	624,644	X: -2.20; Y: 4.50	9.48	4.84	115,532	558,620	X: -2.20; Y: 4.50	9.48
2.37	31,567	74,931	X: -2.70; Y: 4.50	5.74	2.23	31,567	70,352	X: -2.70; Y: 4.50	5.74
2.72	41,475	112,866	X: -2.70; Y: 4.50	6.14	2.53	41,475	105,021	X: -2.70; Y: 4.50	6.14
3.06	50,784	155,555	X: -2.70; Y: 4.50	6.54	2.83	50,784	143,567	X: -2.70; Y: 4.50	6.54
3.40	59,818	203,242	X: -2.70; Y: 4.50	6.94	3.11	59,818	186,312	X: -2.70; Y: 4.50	6.94
3.69	69,261	255,759	X: -2.70; Y: 4.50	7.34	3.36	69,261	233,060	X: -2.70; Y: 4.50	7.34
4.09	76,475	312,748	X: -2.70; Y: 4.50	7.74	3.71	76,475	283,607	X: -2.70; Y: 4.50	7.74
4.42	84,870	375,007	X: -2.70; Y: 4.50	8.14	3.99	84,870	338,644	X: -2.70; Y: 4.50	8.14
4.75	93,125	442,015	X: -2.70; Y: 4.50	8.54	4.27	93,125	397,677	X: -2.70; Y: 4.50	8.54
5.07	101,245	513,732	X: -2.70; Y: 4.50	8.94	4.55	101,245	460,673	X: -2.70; Y: 4.50	8.94
5.40	109,229	590,121	X: -2.70; Y: 4.50	9.34	4.83	109,229	527,600	X: -2.70; Y: 4.50	9.34
5.78	116,054	670,522	X: -2.70; Y: 4.50	9.74	5.15	116,054	597,883	X: -2.70; Y: 4.50	9.74
3.03	31,545	95,581	X: -3.20; Y: 4.50	6.03	2.81	31,545	88,672	X: -3.20; Y: 4.50	6.03
3.30	41,369	136,692	X: -3.20; Y: 4.50	6.43	3.04	41,369	125,908	X: -3.20; Y: 4.50	6.43
3.60	50,810	182,886	X: -3.20; Y: 4.50	6.83	3.29	50,810	167,415	X: -3.20; Y: 4.50	6.83
3.90	59,985	234,042	X: -3.20; Y: 4.50	7.23	3.55	59,985	213,087	X: -3.20; Y: 4.50	7.23
4.21	68,920	290,073	X: -3.20; Y: 4.50	7.63	3.81	68,920	262,860	X: -3.20; Y: 4.50	7.63
4.52	77,642	350,914	X: -3.20; Y: 4.50	8.03	4.08	77,642	316,677	X: -3.20; Y: 4.50	8.03
4.83	86,166	416,508	X: -3.20; Y: 4.50	8.43	4.35	86,166	374,495	X: -3.20; Y: 4.50	8.43
5.19	93,667	486,269	X: -3.20; Y: 4.50	8.83	4.65	93,667	435,772	X: -3.20; Y: 4.50	8.83
5.51	101,971	561,385	X: -3.20; Y: 4.50	9.23	4.92	101,971	501,642	X: -3.20; Y: 4.50	9.23
5.82	110,088	641,173	X: -3.20; Y: 4.50	9.63	5.19	110,088	571,446	X: -3.20; Y: 4.50	9.63
6.15	118,052	725,595	X: -3.20; Y: 4.50	10.03	5.46	118,052	645,154	X: -3.20; Y: 4.50	10.03
3.88	31,339	121,509	X: -3.70; Y: 4.50	6.35	3.57	31,339	111,835	X: -3.70; Y: 4.50	6.35
4.02	41,450	166,526	X: -3.70; Y: 4.50	6.75	3.67	41,450	152,304	X: -3.70; Y: 4.50	6.75
4.23	51,163	216,535	X: -3.70; Y: 4.50	7.15	3.85	51,163	196,976	X: -3.70; Y: 4.50	7.15
4.49	60,521	271,443	X: -3.70; Y: 4.50	7.55	4.06	60,521	245,777	X: -3.70; Y: 4.50	7.55
4.80	68,925	330,693	X: -3.70; Y: 4.50	7.95	4.33	68,925	298,162	X: -3.70; Y: 4.50	7.95
5.08	77,796	395,277	X: -3.70; Y: 4.50	8.35	4.57	77,796	355,139	X: -3.70; Y: 4.50	8.35
5.37	86,473	464,608	X: -3.70; Y: 4.50	8.75	4.81	86,473	416,110	X: -3.70; Y: 4.50	8.75
5.67	94,968	538,641	X: -3.70; Y: 4.50	9.15	5.07	94,968	481,040	X: -3.70; Y: 4.50	9.15
6.04	102,159	616,615	X: -3.70; Y: 4.50	9.55	5.38	102,159	549,242	X: -3.70; Y: 4.50	9.55
6.34	110,482	700,120	X: -3.70; Y: 4.50	9.95	5.63	110,482	622,194	X: -3.70; Y: 4.50	9.95
6.64	118,682	788,259	X: -3.70; Y: 4.50	10.35	5.89	118,682	699,042	X: -3.70; Y: 4.50	10.35
4.99	30,556	152,623	X: -4.20; Y: 4.50	6.68	4.57	30,556	139,642	X: -4.20; Y: 4.50	6.68
4.95	40,789	201,773	X: -4.20; Y: 4.50	7.08	4.50	40,789	183,516	X: -4.20; Y: 4.50	7.08
5.05	50,649	255,861	X: -4.20; Y: 4.50	7.48	4.57	50,649	231,576	X: -4.20; Y: 4.50	7.48
5.23	60,194	314,815	X: -4.20; Y: 4.50	7.88	4.71	60,194	283,749	X: -4.20; Y: 4.50	7.88
5.45	69,464	378,571	X: -4.20; Y: 4.50	8.28	4.89	69,464	339,975	X: -4.20; Y: 4.50	8.28
5.70	78,487	447,078	X: -4.20; Y: 4.50	8.68	5.10	78,487	400,206	X: -4.20; Y: 4.50	8.68
6.02	86,286	519,635	X: -4.20; Y: 4.50	9.08	5.38	86,286	463,798	X: -4.20; Y: 4.50	9.08
6.29	95,011	597,669	X: -4.20; Y: 4.50	9.48	5.60	95,011	532,102	X: -4.20; Y: 4.50	9.48
6.60	103,089	680,399	X: -4.20; Y: 4.50	9.88	5.86	103,089	604,436	X: -4.20; Y: 4.50	9.88
6.88	111,511	767,727	X: -4.20; Y: 4.50	10.28	6.10	111,511	680,559	X: -4.20; Y: 4.50	10.28
7.25	118,474	858,892	X: -4.20; Y: 4.50	10.68	6.41	118,474	759,918	X: -4.20; Y: 4.50	10.68
1.84	31,337	57,532	X: 0.30; Y: 5.00	5.40	1.84	31,337	57,545	X: 0.30; Y: 5.00	5.40
2.06	41,210	84,826	X: 0.30; Y: 5.00	5.80	2.02	41,210	83,433	X: 0.30; Y: 5.00	5.80
2.36	50,055	118,029	X: 0.30; Y: 5.00	6.20	2.28	50,055	114,175	X: 0.30; Y: 5.00	6.20
2.64	59,383	156,554	X: 0.30; Y: 5.00	6.60	2.52	59,383	149,545	X: 0.30; Y: 5.00	6.60
2.96	67,791	200,407	X: 0.30; Y: 5.00	7.00	2.79	67,791	189,323	X: 0.30; Y: 5.00	7.00
3.27	76,479	249,718	X: 0.30; Y: 5.00	7.40	3.06	76,479	233,820	X: 0.30; Y: 5.00	7.40

Bishop					Fellenius				
CS	FrzRbit	FrzRes	Centro	Raggio	CS	FrzRbit	FrzRes	Centro	Raggio
	[N]	[N]	[m]	[m]		[N]	[N]	[m]	[m]
3.60	84,114	303,189	X: 0.30; Y: 5.00	7.80	3.35	84,114	281,654	X: 0.30; Y: 5.00	7.80
3.93	92,063	361,941	X: 0.30; Y: 5.00	8.20	3.63	92,063	334,043	X: 0.30; Y: 5.00	8.20
4.26	99,898	425,515	X: 0.30; Y: 5.00	8.60	3.91	99,898	390,503	X: 0.30; Y: 5.00	8.60
4.59	107,633	493,862	X: 0.30; Y: 5.00	9.00	4.19	107,633	450,987	X: 0.30; Y: 5.00	9.00
4.92	115,275	566,942	X: 0.30; Y: 5.00	9.40	4.47	115,275	515,460	X: 0.30; Y: 5.00	9.40
1.53	30,142	46,026	X: -0.20; Y: 5.00	5.34	1.55	30,142	46,768	X: -0.20; Y: 5.00	5.34
1.81	40,042	72,418	X: -0.20; Y: 5.00	5.74	1.79	40,042	71,761	X: -0.20; Y: 5.00	5.74
2.13	49,253	105,091	X: -0.20; Y: 5.00	6.14	2.07	49,253	102,062	X: -0.20; Y: 5.00	6.14
2.47	57,814	143,024	X: -0.20; Y: 5.00	6.54	2.37	57,814	136,761	X: -0.20; Y: 5.00	6.54
2.78	66,965	186,040	X: -0.20; Y: 5.00	6.94	2.63	66,965	175,872	X: -0.20; Y: 5.00	6.94
3.11	75,223	234,219	X: -0.20; Y: 5.00	7.34	2.92	75,223	219,287	X: -0.20; Y: 5.00	7.34
3.45	83,326	287,348	X: -0.20; Y: 5.00	7.74	3.20	83,326	266,897	X: -0.20; Y: 5.00	7.74
3.78	91,293	345,353	X: -0.20; Y: 5.00	8.14	3.49	91,293	318,632	X: -0.20; Y: 5.00	8.14
4.12	99,139	408,174	X: -0.20; Y: 5.00	8.54	3.78	99,139	374,434	X: -0.20; Y: 5.00	8.54
4.45	106,874	475,764	X: -0.20; Y: 5.00	8.94	4.06	106,874	434,259	X: -0.20; Y: 5.00	8.94
4.79	114,505	548,082	X: -0.20; Y: 5.00	9.34	4.35	114,505	498,073	X: -0.20; Y: 5.00	9.34
1.42	30,878	43,851	X: -0.70; Y: 5.00	5.42	1.45	30,878	44,636	X: -0.70; Y: 5.00	5.42
1.75	40,908	71,700	X: -0.70; Y: 5.00	5.82	1.73	40,908	70,794	X: -0.70; Y: 5.00	5.82
2.12	49,723	105,349	X: -0.70; Y: 5.00	6.22	2.05	49,723	101,780	X: -0.70; Y: 5.00	6.22
2.44	59,092	144,227	X: -0.70; Y: 5.00	6.62	2.32	59,092	137,322	X: -0.70; Y: 5.00	6.62
2.78	67,943	188,810	X: -0.70; Y: 5.00	7.02	2.62	67,943	177,765	X: -0.70; Y: 5.00	7.02
3.12	76,281	238,062	X: -0.70; Y: 5.00	7.42	2.91	76,281	222,080	X: -0.70; Y: 5.00	7.42
3.46	84,436	292,225	X: -0.70; Y: 5.00	7.82	3.20	84,436	270,555	X: -0.70; Y: 5.00	7.82
3.82	91,854	350,790	X: -0.70; Y: 5.00	8.22	3.51	91,854	322,665	X: -0.70; Y: 5.00	8.22
4.16	99,705	414,631	X: -0.70; Y: 5.00	8.62	3.80	99,705	379,335	X: -0.70; Y: 5.00	8.62
4.50	107,457	483,240	X: -0.70; Y: 5.00	9.02	4.09	107,457	440,029	X: -0.70; Y: 5.00	9.02
4.83	115,119	556,578	X: -0.70; Y: 5.00	9.42	4.38	115,119	504,714	X: -0.70; Y: 5.00	9.42
1.41	31,847	45,022	X: -1.20; Y: 5.00	5.55	1.43	31,847	45,425	X: -1.20; Y: 5.00	5.55
1.82	41,184	75,057	X: -1.20; Y: 5.00	5.95	1.78	41,184	73,330	X: -1.20; Y: 5.00	5.95
2.16	50,989	110,338	X: -1.20; Y: 5.00	6.35	2.07	50,989	105,795	X: -1.20; Y: 5.00	6.35
2.53	59,809	151,035	X: -1.20; Y: 5.00	6.75	2.39	59,809	142,836	X: -1.20; Y: 5.00	6.75
2.88	68,265	196,853	X: -1.20; Y: 5.00	7.15	2.70	68,265	184,236	X: -1.20; Y: 5.00	7.15
3.24	76,553	247,656	X: -1.20; Y: 5.00	7.55	3.00	76,553	229,873	X: -1.20; Y: 5.00	7.55
3.58	84,706	303,364	X: -1.20; Y: 5.00	7.95	3.30	84,706	279,662	X: -1.20; Y: 5.00	7.95
3.92	92,735	363,913	X: -1.20; Y: 5.00	8.35	3.60	92,735	333,545	X: -1.20; Y: 5.00	8.35
4.26	100,650	429,251	X: -1.20; Y: 5.00	8.75	3.89	100,650	391,473	X: -1.20; Y: 5.00	8.75
4.60	108,458	499,337	X: -1.20; Y: 5.00	9.15	4.18	108,458	453,406	X: -1.20; Y: 5.00	9.15
4.94	116,163	574,135	X: -1.20; Y: 5.00	9.55	4.47	116,163	519,312	X: -1.20; Y: 5.00	9.55
1.59	31,589	50,373	X: -1.70; Y: 5.00	5.72	1.57	31,589	49,707	X: -1.70; Y: 5.00	5.72
1.96	42,107	82,575	X: -1.70; Y: 5.00	6.12	1.89	42,107	79,607	X: -1.70; Y: 5.00	6.12
2.35	51,128	120,244	X: -1.70; Y: 5.00	6.52	2.23	51,128	114,092	X: -1.70; Y: 5.00	6.52
2.72	59,952	163,083	X: -1.70; Y: 5.00	6.92	2.55	59,952	152,986	X: -1.70; Y: 5.00	6.92
3.05	69,244	210,887	X: -1.70; Y: 5.00	7.32	2.83	69,244	196,096	X: -1.70; Y: 5.00	7.32
3.40	77,650	263,742	X: -1.70; Y: 5.00	7.72	3.14	77,650	243,482	X: -1.70; Y: 5.00	7.72
3.74	85,889	321,474	X: -1.70; Y: 5.00	8.12	3.43	85,889	294,990	X: -1.70; Y: 5.00	8.12
4.09	93,977	384,025	X: -1.70; Y: 5.00	8.52	3.73	93,977	350,568	X: -1.70; Y: 5.00	8.52
4.43	101,931	451,347	X: -1.70; Y: 5.00	8.92	4.02	101,931	410,171	X: -1.70; Y: 5.00	8.92
4.77	109,760	523,401	X: -1.70; Y: 5.00	9.32	4.32	109,760	473,763	X: -1.70; Y: 5.00	9.32
5.14	116,747	599,680	X: -1.70; Y: 5.00	9.72	4.63	116,747	540,876	X: -1.70; Y: 5.00	9.72
1.87	31,905	59,702	X: -2.20; Y: 5.00	5.93	1.81	31,905	57,632	X: -2.20; Y: 5.00	5.93
2.23	42,458	94,779	X: -2.20; Y: 5.00	6.33	2.12	42,458	90,043	X: -2.20; Y: 5.00	6.33
2.61	51,765	135,025	X: -2.20; Y: 5.00	6.73	2.45	51,765	126,770	X: -2.20; Y: 5.00	6.73
2.97	60,739	180,413	X: -2.20; Y: 5.00	7.13	2.76	60,739	167,859	X: -2.20; Y: 5.00	7.13
3.33	69,415	230,821	X: -2.20; Y: 5.00	7.53	3.07	69,415	213,198	X: -2.20; Y: 5.00	7.53
3.67	77,917	286,150	X: -2.20; Y: 5.00	7.93	3.37	77,917	262,694	X: -2.20; Y: 5.00	7.93
4.01	86,260	346,332	X: -2.20; Y: 5.00	8.33	3.67	86,260	316,285	X: -2.20; Y: 5.00	8.33
4.35	94,458	411,315	X: -2.20; Y: 5.00	8.73	3.96	94,458	373,922	X: -2.20; Y: 5.00	8.73
4.69	102,521	481,052	X: -2.20; Y: 5.00	9.13	4.25	102,521	435,567	X: -2.20; Y: 5.00	9.13
5.06	109,667	554,966	X: -2.20; Y: 5.00	9.53	4.57	109,667	500,673	X: -2.20; Y: 5.00	9.53
5.39	117,576	634,214	X: -2.20; Y: 5.00	9.93	4.85	117,576	570,362	X: -2.20; Y: 5.00	9.93
2.29	32,234	73,935	X: -2.70; Y: 5.00	6.17	2.18	32,234	70,124	X: -2.70; Y: 5.00	6.17
2.67	41,868	111,920	X: -2.70; Y: 5.00	6.57	2.51	41,868	105,000	X: -2.70; Y: 5.00	6.57
2.98	51,954	155,036	X: -2.70; Y: 5.00	6.97	2.77	51,954	144,149	X: -2.70; Y: 5.00	6.97
3.33	61,040	203,354	X: -2.70; Y: 5.00	7.37	3.08	61,040	187,743	X: -2.70; Y: 5.00	7.37
3.67	69,885	256,650	X: -2.70; Y: 5.00	7.77	3.37	69,885	235,540	X: -2.70; Y: 5.00	7.77
4.01	78,521	314,847	X: -2.70; Y: 5.00	8.17	3.66	78,521	287,470	X: -2.70; Y: 5.00	8.17
4.34	86,974	377,881	X: -2.70; Y: 5.00	8.57	3.95	86,974	343,476	X: -2.70; Y: 5.00	8.57
4.68	95,268	445,699	X: -2.70; Y: 5.00	8.97	4.24	95,268	403,516	X: -2.70; Y: 5.00	8.97
5.01	103,413	518,259	X: -2.70; Y: 5.00	9.37	4.52	103,413	467,549	X: -2.70; Y: 5.00	9.37
5.34	111,419	595,525	X: -2.70; Y: 5.00	9.77	4.81	111,419	535,545	X: -2.70; Y: 5.00	9.77
5.71	118,514	676,975	X: -2.70; Y: 5.00	10.17	5.12	118,514	607,038	X: -2.70; Y: 5.00	10.17
2.89	32,043	92,574	X: -3.20; Y: 5.00	6.44	2.70	32,043	86,620	X: -3.20; Y: 5.00	6.44
3.19	42,172	134,356	X: -3.20; Y: 5.00	6.84	2.96	42,172	124,837	X: -3.20; Y: 5.00	6.84
3.50	51,734	180,955	X: -3.20; Y: 5.00	7.24	3.23	51,734	167,005	X: -3.20; Y: 5.00	7.24
3.81	61,015	232,564	X: -3.20; Y: 5.00	7.64	3.50	61,015	213,382	X: -3.20; Y: 5.00	7.64
4.13	70,038	289,095	X: -3.20; Y: 5.00	8.04	3.77	70,038	263,902	X: -3.20; Y: 5.00	8.04
4.47	78,225	350,016	X: -3.20; Y: 5.00	8.44	4.07	78,225	318,038	X: -3.20; Y: 5.00	8.44
4.79	86,833	416,246	X: -3.20; Y: 5.00	8.84	4.34	86,833	376,746	X: -3.20; Y: 5.00	8.84
5.11	95,288	487,248	X: -3.20; Y: 5.00	9.24	4.61	95,288	439,474	X: -3.20; Y: 5.00	9.24
5.43	103,601	562,981	X: -3.20; Y: 5.00	9.64	4.89	103,601	506,184	X: -3.20; Y: 5.00	9.64
5.76	111,776	643,412	X: -3.20; Y: 5.00	10.04	5.16	111,776	576,849	X: -3.20; Y: 5.00	10.04
6.08	119,814	728,510	X: -3.20; Y: 5.00	10.44	5.44	119,814	651,445	X: -3.20; Y: 5.00	10.44
3.66	31,922	116,734	X: -3.70; Y: 5.00	6.73	3.39	31,922	108,315	X: -3.70; Y: 5.00	6.73

Bishop					Fellenius				
CS	FrzRbit	FrzRes	Centro	Raggio	CS	FrzRbit	FrzRes	Centro	Raggio
	[N]	[N]	[m]	[m]		[N]	[N]	[m]	[m]
3.85	41,995	161,870	X: -3.70; Y: 5.00	7.13	3.55	41,995	149,236	X: -3.70; Y: 5.00	7.13
4.10	51,671	212,087	X: -3.70; Y: 5.00	7.53	3.76	51,671	194,444	X: -3.70; Y: 5.00	7.53
4.38	61,071	267,275	X: -3.70; Y: 5.00	7.93	3.99	61,071	243,830	X: -3.70; Y: 5.00	7.93
4.66	70,228	327,355	X: -3.70; Y: 5.00	8.33	4.23	70,228	297,334	X: -3.70; Y: 5.00	8.33
4.96	79,164	392,264	X: -3.70; Y: 5.00	8.73	4.48	79,164	354,904	X: -3.70; Y: 5.00	8.73
5.26	87,902	461,951	X: -3.70; Y: 5.00	9.13	4.74	87,902	416,495	X: -3.70; Y: 5.00	9.13
5.60	95,645	535,815	X: -3.70; Y: 5.00	9.53	5.03	95,645	481,545	X: -3.70; Y: 5.00	9.53
5.91	104,123	615,045	X: -3.70; Y: 5.00	9.93	5.29	104,123	551,208	X: -3.70; Y: 5.00	9.93
6.22	112,460	698,967	X: -3.70; Y: 5.00	10.33	5.56	112,460	624,821	X: -3.70; Y: 5.00	10.33
6.53	120,614	787,553	X: -3.70; Y: 5.00	10.73	5.82	120,614	702,365	X: -3.70; Y: 5.00	10.73
4.61	31,691	146,224	X: -4.20; Y: 5.00	7.05	4.26	31,691	134,877	X: -4.20; Y: 5.00	7.05
4.65	41,995	195,345	X: -4.20; Y: 5.00	7.45	4.26	41,995	179,089	X: -4.20; Y: 5.00	7.45
4.81	51,910	249,456	X: -4.20; Y: 5.00	7.85	4.38	51,910	227,519	X: -4.20; Y: 5.00	7.85
5.02	61,476	308,477	X: -4.20; Y: 5.00	8.25	4.56	61,476	280,096	X: -4.20; Y: 5.00	8.25
5.30	70,131	371,856	X: -4.20; Y: 5.00	8.65	4.79	70,131	336,270	X: -4.20; Y: 5.00	8.65
5.56	79,218	440,569	X: -4.20; Y: 5.00	9.05	5.01	79,218	397,038	X: -4.20; Y: 5.00	9.05
5.84	88,090	514,049	X: -4.20; Y: 5.00	9.45	5.24	88,090	461,826	X: -4.20; Y: 5.00	9.45
6.12	96,782	592,255	X: -4.20; Y: 5.00	9.85	5.48	96,782	530,595	X: -4.20; Y: 5.00	9.85
6.41	105,300	675,152	X: -4.20; Y: 5.00	10.25	5.73	105,300	603,318	X: -4.20; Y: 5.00	10.25
6.76	112,669	762,088	X: -4.20; Y: 5.00	10.65	6.03	112,669	679,416	X: -4.20; Y: 5.00	10.65
7.06	121,031	854,441	X: -4.20; Y: 5.00	11.05	6.28	121,031	760,143	X: -4.20; Y: 5.00	11.05
1.91	31,291	59,814	X: 0.30; Y: 5.50	5.89	1.91	31,291	59,815	X: 0.30; Y: 5.50	5.89
2.13	41,413	88,075	X: 0.30; Y: 5.50	6.29	2.09	41,413	86,756	X: 0.30; Y: 5.50	6.29
2.39	51,243	122,592	X: 0.30; Y: 5.50	6.69	2.32	51,243	119,043	X: 0.30; Y: 5.50	6.69
2.70	60,132	162,507	X: 0.30; Y: 5.50	7.09	2.59	60,132	155,772	X: 0.30; Y: 5.50	7.09
3.02	68,748	207,700	X: 0.30; Y: 5.50	7.49	2.87	68,748	196,983	X: 0.30; Y: 5.50	7.49
3.35	77,099	258,016	X: 0.30; Y: 5.50	7.89	3.15	77,099	242,535	X: 0.30; Y: 5.50	7.89
3.66	85,723	313,689	X: 0.30; Y: 5.50	8.29	3.41	85,723	292,707	X: 0.30; Y: 5.50	8.29
4.00	93,412	373,576	X: 0.30; Y: 5.50	8.69	3.71	93,412	346,295	X: 0.30; Y: 5.50	8.69
4.33	101,393	438,680	X: 0.30; Y: 5.50	9.09	3.99	101,393	404,370	X: 0.30; Y: 5.50	9.09
4.65	109,275	508,595	X: 0.30; Y: 5.50	9.49	4.27	109,275	466,505	X: 0.30; Y: 5.50	9.49
4.98	117,065	583,281	X: 0.30; Y: 5.50	9.89	4.55	117,065	532,665	X: 0.30; Y: 5.50	9.89
1.60	30,422	48,807	X: -0.20; Y: 5.50	5.84	1.63	30,422	49,526	X: -0.20; Y: 5.50	5.84
1.88	40,447	76,237	X: -0.20; Y: 5.50	6.24	1.87	40,447	75,616	X: -0.20; Y: 5.50	6.24
2.22	49,643	110,066	X: -0.20; Y: 5.50	6.64	2.16	49,643	107,122	X: -0.20; Y: 5.50	6.64
2.52	59,238	149,194	X: -0.20; Y: 5.50	7.04	2.42	59,238	143,223	X: -0.20; Y: 5.50	7.04
2.85	67,948	193,707	X: -0.20; Y: 5.50	7.44	2.71	67,948	183,828	X: -0.20; Y: 5.50	7.44
3.19	76,394	243,341	X: -0.20; Y: 5.50	7.84	2.99	76,394	228,783	X: -0.20; Y: 5.50	7.84
3.52	84,623	297,982	X: -0.20; Y: 5.50	8.24	3.28	84,623	277,981	X: -0.20; Y: 5.50	8.24
3.86	92,729	357,541	X: -0.20; Y: 5.50	8.64	3.57	92,729	331,347	X: -0.20; Y: 5.50	8.64
4.19	100,720	421,958	X: -0.20; Y: 5.50	9.04	3.86	100,720	388,822	X: -0.20; Y: 5.50	9.04
4.52	108,606	491,184	X: -0.20; Y: 5.50	9.44	4.15	108,606	450,357	X: -0.20; Y: 5.50	9.44
4.86	116,392	565,175	X: -0.20; Y: 5.50	9.84	4.43	116,392	515,915	X: -0.20; Y: 5.50	9.84
1.49	31,025	46,365	X: -0.70; Y: 5.50	5.91	1.52	31,025	47,133	X: -0.70; Y: 5.50	5.91
1.82	41,228	75,142	X: -0.70; Y: 5.50	6.31	1.80	41,228	74,320	X: -0.70; Y: 5.50	6.31
2.15	50,975	109,832	X: -0.70; Y: 5.50	6.71	2.09	50,975	106,547	X: -0.70; Y: 5.50	6.71
2.51	59,901	150,085	X: -0.70; Y: 5.50	7.11	2.40	59,901	143,482	X: -0.70; Y: 5.50	7.11
2.85	68,790	195,897	X: -0.70; Y: 5.50	7.51	2.69	68,790	185,240	X: -0.70; Y: 5.50	7.51
3.19	77,241	246,545	X: -0.70; Y: 5.50	7.91	2.99	77,241	231,045	X: -0.70; Y: 5.50	7.91
3.53	85,538	302,153	X: -0.70; Y: 5.50	8.31	3.29	85,538	281,057	X: -0.70; Y: 5.50	8.31
3.87	93,686	362,651	X: -0.70; Y: 5.50	8.71	3.58	93,686	335,209	X: -0.70; Y: 5.50	8.71
4.23	101,199	427,599	X: -0.70; Y: 5.50	9.11	3.88	101,199	393,055	X: -0.70; Y: 5.50	9.11
4.56	109,095	497,755	X: -0.70; Y: 5.50	9.51	4.17	109,095	455,381	X: -0.70; Y: 5.50	9.51
4.90	116,901	572,678	X: -0.70; Y: 5.50	9.91	4.46	116,901	521,731	X: -0.70; Y: 5.50	9.91
1.47	32,091	47,044	X: -1.20; Y: 5.50	6.03	1.48	32,091	47,547	X: -1.20; Y: 5.50	6.03
1.84	42,116	77,565	X: -1.20; Y: 5.50	6.43	1.81	42,116	76,105	X: -1.20; Y: 5.50	6.43
2.21	51,590	114,249	X: -1.20; Y: 5.50	6.83	2.13	51,590	110,037	X: -1.20; Y: 5.50	6.83
2.58	60,407	156,128	X: -1.20; Y: 5.50	7.23	2.46	60,407	148,366	X: -1.20; Y: 5.50	7.23
2.94	69,085	203,156	X: -1.20; Y: 5.50	7.63	2.77	69,085	191,095	X: -1.20; Y: 5.50	7.63
3.26	78,194	255,156	X: -1.20; Y: 5.50	8.03	3.04	78,194	238,071	X: -1.20; Y: 5.50	8.03
3.61	86,504	312,192	X: -1.20; Y: 5.50	8.43	3.34	86,504	289,295	X: -1.20; Y: 5.50	8.43
3.95	94,664	374,114	X: -1.20; Y: 5.50	8.83	3.64	94,664	344,654	X: -1.20; Y: 5.50	8.83
4.29	102,692	440,866	X: -1.20; Y: 5.50	9.23	3.94	102,692	404,098	X: -1.20; Y: 5.50	9.23
4.63	110,600	512,405	X: -1.20; Y: 5.50	9.63	4.23	110,600	467,581	X: -1.20; Y: 5.50	9.63
4.97	118,398	588,691	X: -1.20; Y: 5.50	10.03	4.52	118,398	535,071	X: -1.20; Y: 5.50	10.03
1.58	32,699	51,525	X: -1.70; Y: 5.50	6.19	1.57	32,699	51,204	X: -1.70; Y: 5.50	6.19
2.00	42,247	84,455	X: -1.70; Y: 5.50	6.59	1.94	42,247	81,828	X: -1.70; Y: 5.50	6.59
2.35	52,334	123,134	X: -1.70; Y: 5.50	6.99	2.25	52,334	117,520	X: -1.70; Y: 5.50	6.99
2.72	61,376	167,011	X: -1.70; Y: 5.50	7.39	2.57	61,376	157,583	X: -1.70; Y: 5.50	7.39
3.08	70,196	215,995	X: -1.70; Y: 5.50	7.79	2.88	70,196	201,993	X: -1.70; Y: 5.50	7.79
3.43	78,777	269,991	X: -1.70; Y: 5.50	8.19	3.18	78,777	250,654	X: -1.70; Y: 5.50	8.19
3.77	87,133	328,917	X: -1.70; Y: 5.50	8.59	3.48	87,133	303,487	X: -1.70; Y: 5.50	8.59
4.12	95,348	392,701	X: -1.70; Y: 5.50	8.99	3.78	95,348	360,427	X: -1.70; Y: 5.50	8.99
4.46	103,436	461,295	X: -1.70; Y: 5.50	9.39	4.07	103,436	421,427	X: -1.70; Y: 5.50	9.39
4.80	111,402	534,657	X: -1.70; Y: 5.50	9.79	4.37	111,402	486,450	X: -1.70; Y: 5.50	9.79
5.16	118,628	612,319	X: -1.70; Y: 5.50	10.19	4.68	118,628	555,051	X: -1.70; Y: 5.50	10.19
1.86	32,320	60,205	X: -2.20; Y: 5.50	6.38	1.81	32,320	58,572	X: -2.20; Y: 5.50	6.38
2.24	42,727	95,565	X: -2.20; Y: 5.50	6.78	2.14	42,727	91,374	X: -2.20; Y: 5.50	6.78
2.61	52,352	136,875	X: -2.20; Y: 5.50	7.18	2.47	52,352	129,358	X: -2.20; Y: 5.50	7.18
2.98	61,415	183,154	X: -2.20; Y: 5.50	7.58	2.79	61,415	171,502	X: -2.20; Y: 5.50	7.58
3.34	70,278	234,495	X: -2.20; Y: 5.50	7.98	3.10	70,278	217,935	X: -2.20; Y: 5.50	7.98
3.66	79,522	290,748	X: -2.20; Y: 5.50	8.38	3.38	79,522	268,502	X: -2.20; Y: 5.50	8.38
4.00	87,979	351,969	X: -2.20; Y: 5.50	8.78	3.67	87,979	323,287	X: -2.20; Y: 5.50	8.78

Bishop					Fellenius				
CS	FrzRbit	FrzRes	Centro	Raggio	CS	FrzRbit	FrzRes	Centro	Raggio
	[N]	[N]	[m]	[m]		[N]	[N]	[m]	[m]
4.34	96,273	418,030	X: -2.20; Y: 5.50	9.18	3.97	96,273	382,157	X: -2.20; Y: 5.50	9.18
4.68	104,420	488,884	X: -2.20; Y: 5.50	9.58	4.26	104,420	445,071	X: -2.20; Y: 5.50	9.58
5.04	111,805	564,045	X: -2.20; Y: 5.50	9.98	4.58	111,805	511,559	X: -2.20; Y: 5.50	9.98
5.40	119,286	644,479	X: -2.20; Y: 5.50	10.38	4.88	119,286	582,593	X: -2.20; Y: 5.50	10.38
2.25	32,472	72,947	X: -2.70; Y: 5.50	6.60	2.15	32,472	69,723	X: -2.70; Y: 5.50	6.60
2.59	43,158	111,621	X: -2.70; Y: 5.50	7.00	2.44	43,158	105,481	X: -2.70; Y: 5.50	7.00
2.95	52,709	155,510	X: -2.70; Y: 5.50	7.40	2.76	52,709	145,629	X: -2.70; Y: 5.50	7.40
3.30	61,983	204,544	X: -2.70; Y: 5.50	7.80	3.07	61,983	190,130	X: -2.70; Y: 5.50	7.80
3.65	70,932	258,615	X: -2.70; Y: 5.50	8.20	3.37	70,932	238,894	X: -2.70; Y: 5.50	8.20
3.99	79,659	317,633	X: -2.70; Y: 5.50	8.60	3.66	79,659	291,833	X: -2.70; Y: 5.50	8.60
4.32	88,216	381,524	X: -2.70; Y: 5.50	9.00	3.95	88,216	348,884	X: -2.70; Y: 5.50	9.00
4.66	96,614	450,235	X: -2.70; Y: 5.50	9.40	4.24	96,614	409,998	X: -2.70; Y: 5.50	9.40
4.99	104,868	523,724	X: -2.70; Y: 5.50	9.80	4.53	104,868	475,138	X: -2.70; Y: 5.50	9.80
5.36	112,316	601,482	X: -2.70; Y: 5.50	10.20	4.84	112,316	543,820	X: -2.70; Y: 5.50	10.20
5.69	120,382	684,503	X: -2.70; Y: 5.50	10.60	5.13	120,382	617,019	X: -2.70; Y: 5.50	10.60
2.77	32,651	90,566	X: -3.20; Y: 5.50	6.85	2.62	32,651	85,459	X: -3.20; Y: 5.50	6.85
3.11	42,539	132,373	X: -3.20; Y: 5.50	7.25	2.91	42,539	123,894	X: -3.20; Y: 5.50	7.25
3.40	52,801	179,325	X: -3.20; Y: 5.50	7.65	3.16	52,801	166,593	X: -3.20; Y: 5.50	7.65
3.73	62,127	231,465	X: -3.20; Y: 5.50	8.05	3.44	62,127	213,738	X: -3.20; Y: 5.50	8.05
4.05	71,206	288,600	X: -3.20; Y: 5.50	8.45	3.72	71,206	265,097	X: -3.20; Y: 5.50	8.45
4.38	80,066	350,651	X: -3.20; Y: 5.50	8.85	4.00	80,066	320,605	X: -3.20; Y: 5.50	8.85
4.71	88,734	417,557	X: -3.20; Y: 5.50	9.25	4.28	88,734	380,205	X: -3.20; Y: 5.50	9.25
5.03	97,232	489,269	X: -3.20; Y: 5.50	9.65	4.56	97,232	443,856	X: -3.20; Y: 5.50	9.65
5.36	105,576	565,745	X: -3.20; Y: 5.50	10.05	4.85	105,576	511,520	X: -3.20; Y: 5.50	10.05
5.69	113,775	646,949	X: -3.20; Y: 5.50	10.45	5.13	113,775	583,168	X: -3.20; Y: 5.50	10.45
6.05	121,112	732,372	X: -3.20; Y: 5.50	10.85	5.44	121,112	658,335	X: -3.20; Y: 5.50	10.85
3.48	32,383	112,726	X: -3.70; Y: 5.50	7.13	3.25	32,383	105,355	X: -3.70; Y: 5.50	7.13
3.71	42,720	158,412	X: -3.70; Y: 5.50	7.53	3.44	42,720	147,151	X: -3.70; Y: 5.50	7.53
3.98	52,501	208,957	X: -3.70; Y: 5.50	7.93	3.68	52,501	192,959	X: -3.70; Y: 5.50	7.93
4.27	61,998	264,523	X: -3.70; Y: 5.50	8.33	3.92	61,998	242,990	X: -3.70; Y: 5.50	8.33
4.56	71,237	325,025	X: -3.70; Y: 5.50	8.73	4.17	71,237	297,179	X: -3.70; Y: 5.50	8.73
4.87	80,241	390,397	X: -3.70; Y: 5.50	9.13	4.43	80,241	355,469	X: -3.70; Y: 5.50	9.13
5.20	88,502	460,193	X: -3.70; Y: 5.50	9.53	4.72	88,502	417,430	X: -3.70; Y: 5.50	9.53
5.51	97,145	535,210	X: -3.70; Y: 5.50	9.93	4.98	97,145	483,865	X: -3.70; Y: 5.50	9.93
5.82	105,640	614,978	X: -3.70; Y: 5.50	10.33	5.25	105,640	554,305	X: -3.70; Y: 5.50	10.33
6.14	113,997	699,465	X: -3.70; Y: 5.50	10.73	5.52	113,997	628,717	X: -3.70; Y: 5.50	10.73
6.45	122,216	788,643	X: -3.70; Y: 5.50	11.13	5.79	122,216	707,083	X: -3.70; Y: 5.50	11.13
4.36	32,221	140,401	X: -4.20; Y: 5.50	7.43	4.05	32,221	130,411	X: -4.20; Y: 5.50	7.43
4.46	42,501	189,583	X: -4.20; Y: 5.50	7.83	4.12	42,501	175,027	X: -4.20; Y: 5.50	7.83
4.66	52,377	243,842	X: -4.20; Y: 5.50	8.23	4.28	52,377	223,940	X: -4.20; Y: 5.50	8.23
4.89	61,978	303,075	X: -4.20; Y: 5.50	8.63	4.47	61,978	277,045	X: -4.20; Y: 5.50	8.63
5.15	71,331	367,214	X: -4.20; Y: 5.50	9.03	4.69	71,331	334,284	X: -4.20; Y: 5.50	9.03
5.42	80,462	436,196	X: -4.20; Y: 5.50	9.43	4.92	80,462	395,607	X: -4.20; Y: 5.50	9.43
5.70	89,393	509,976	X: -4.20; Y: 5.50	9.83	5.16	89,393	460,973	X: -4.20; Y: 5.50	9.83
6.00	98,138	588,514	X: -4.20; Y: 5.50	10.23	5.40	98,138	530,346	X: -4.20; Y: 5.50	10.23
6.33	106,004	671,296	X: -4.20; Y: 5.50	10.63	5.69	106,004	603,255	X: -4.20; Y: 5.50	10.63
6.63	114,517	759,351	X: -4.20; Y: 5.50	11.03	5.94	114,517	680,676	X: -4.20; Y: 5.50	11.03
6.94	122,867	852,091	X: -4.20; Y: 5.50	11.43	6.20	122,867	762,047	X: -4.20; Y: 5.50	11.43
1.98	31,400	62,292	X: 0.30; Y: 6.00	6.39	1.98	31,400	62,317	X: 0.30; Y: 6.00	6.39
2.20	41,585	91,535	X: 0.30; Y: 6.00	6.79	2.17	41,585	90,279	X: 0.30; Y: 6.00	6.79
2.46	51,661	127,090	X: 0.30; Y: 6.00	7.19	2.39	51,661	123,695	X: 0.30; Y: 6.00	7.19
2.77	60,687	168,271	X: 0.30; Y: 6.00	7.59	2.67	60,687	161,769	X: 0.30; Y: 6.00	7.59
3.09	69,433	214,793	X: 0.30; Y: 6.00	7.99	2.94	69,433	204,390	X: 0.30; Y: 6.00	7.99
3.39	78,604	266,412	X: 0.30; Y: 6.00	8.39	3.20	78,604	251,420	X: 0.30; Y: 6.00	8.39
3.71	87,005	323,162	X: 0.30; Y: 6.00	8.79	3.48	87,005	302,732	X: 0.30; Y: 6.00	8.79
4.04	95,255	384,881	X: 0.30; Y: 6.00	9.19	3.76	95,255	358,255	X: 0.30; Y: 6.00	9.19
4.37	103,368	451,503	X: 0.30; Y: 6.00	9.59	4.04	103,368	417,924	X: 0.30; Y: 6.00	9.59
4.70	111,362	522,975	X: 0.30; Y: 6.00	9.99	4.33	111,362	481,691	X: 0.30; Y: 6.00	9.99
5.03	119,252	599,250	X: 0.30; Y: 6.00	10.39	4.61	119,252	549,515	X: 0.30; Y: 6.00	10.39
1.68	30,659	51,378	X: -0.20; Y: 6.00	6.33	1.70	30,659	52,078	X: -0.20; Y: 6.00	6.33
1.96	40,823	79,841	X: -0.20; Y: 6.00	6.73	1.94	40,823	79,255	X: -0.20; Y: 6.00	6.73
2.26	50,609	114,504	X: -0.20; Y: 6.00	7.13	2.21	50,609	111,738	X: -0.20; Y: 6.00	7.13
2.59	59,932	155,221	X: -0.20; Y: 6.00	7.53	2.49	59,932	149,437	X: -0.20; Y: 6.00	7.53
2.93	68,667	201,124	X: -0.20; Y: 6.00	7.93	2.79	68,667	191,498	X: -0.20; Y: 6.00	7.93
3.26	77,267	252,186	X: -0.20; Y: 6.00	8.33	3.08	77,267	237,961	X: -0.20; Y: 6.00	8.33
3.57	86,264	308,239	X: -0.20; Y: 6.00	8.73	3.35	86,264	288,713	X: -0.20; Y: 6.00	8.73
3.91	94,529	369,327	X: -0.20; Y: 6.00	9.13	3.64	94,529	343,684	X: -0.20; Y: 6.00	9.13
4.24	102,658	435,315	X: -0.20; Y: 6.00	9.53	3.92	102,658	402,803	X: -0.20; Y: 6.00	9.53
4.57	110,663	506,149	X: -0.20; Y: 6.00	9.93	4.21	110,663	466,018	X: -0.20; Y: 6.00	9.93
4.91	118,557	581,787	X: -0.20; Y: 6.00	10.33	4.50	118,557	533,290	X: -0.20; Y: 6.00	10.33
1.56	31,070	48,591	X: -0.70; Y: 6.00	6.40	1.59	31,070	49,325	X: -0.70; Y: 6.00	6.40
1.90	41,296	78,318	X: -0.70; Y: 6.00	6.80	1.88	41,296	77,529	X: -0.70; Y: 6.00	6.80
2.22	51,446	114,268	X: -0.70; Y: 6.00	7.20	2.16	51,446	111,150	X: -0.70; Y: 6.00	7.20
2.58	60,445	155,776	X: -0.70; Y: 6.00	7.60	2.47	60,445	149,426	X: -0.70; Y: 6.00	7.60
2.93	69,218	202,578	X: -0.70; Y: 6.00	8.00	2.78	69,218	192,236	X: -0.70; Y: 6.00	8.00
3.24	78,700	254,745	X: -0.70; Y: 6.00	8.40	3.05	78,700	239,734	X: -0.70; Y: 6.00	8.40
3.58	87,178	311,780	X: -0.70; Y: 6.00	8.80	3.34	87,178	291,264	X: -0.70; Y: 6.00	8.80
3.91	95,486	373,754	X: -0.70; Y: 6.00	9.20	3.63	95,486	346,978	X: -0.70; Y: 6.00	9.20
4.25	103,639	440,603	X: -0.70; Y: 6.00	9.60	3.93	103,639	406,816	X: -0.70; Y: 6.00	9.60
4.60	111,214	511,945	X: -0.70; Y: 6.00	10.00	4.23	111,214	470,397	X: -0.70; Y: 6.00	10.00
4.94	119,114	588,442	X: -0.70; Y: 6.00	10.40	4.52	119,114	538,398	X: -0.70; Y: 6.00	10.40
1.52	32,203	48,875	X: -1.20; Y: 6.00	6.51	1.53	32,203	49,431	X: -1.20; Y: 6.00	6.51
1.90	42,430	80,470	X: -1.20; Y: 6.00	6.91	1.87	42,430	79,185	X: -1.20; Y: 6.00	6.91

Bishop					Fellenius				
CS	FrzRbit	FrzRes	Centro	Raggio	CS	FrzRbit	FrzRes	Centro	Raggio
	[N]	[N]	[m]	[m]		[N]	[N]	[m]	[m]
2.28	51,699	117,895	X: -1.20; Y: 6.00	7.31	2.20	51,699	113,918	X: -1.20; Y: 6.00	7.31
2.61	61,599	161,030	X: -1.20; Y: 6.00	7.71	2.50	61,599	153,696	X: -1.20; Y: 6.00	7.71
2.97	70,497	209,279	X: -1.20; Y: 6.00	8.11	2.81	70,497	197,752	X: -1.20; Y: 6.00	8.11
3.32	79,196	262,629	X: -1.20; Y: 6.00	8.51	3.11	79,196	246,152	X: -1.20; Y: 6.00	8.51
3.66	87,631	320,991	X: -1.20; Y: 6.00	8.91	3.41	87,631	298,809	X: -1.20; Y: 6.00	8.91
4.01	95,912	384,283	X: -1.20; Y: 6.00	9.31	3.71	95,912	355,643	X: -1.20; Y: 6.00	9.31
4.35	104,068	452,445	X: -1.20; Y: 6.00	9.71	4.00	104,068	416,597	X: -1.20; Y: 6.00	9.71
4.69	112,110	525,429	X: -1.20; Y: 6.00	10.11	4.30	112,110	481,625	X: -1.20; Y: 6.00	10.11
5.02	120,044	603,196	X: -1.20; Y: 6.00	10.51	4.59	120,044	550,693	X: -1.20; Y: 6.00	10.51
1.61	32,782	52,737	X: -1.70; Y: 6.00	6.66	1.60	32,782	52,598	X: -1.70; Y: 6.00	6.66
2.04	42,529	86,673	X: -1.70; Y: 6.00	7.06	1.98	42,529	84,356	X: -1.70; Y: 6.00	7.06
2.40	52,592	125,988	X: -1.70; Y: 6.00	7.46	2.30	52,592	120,782	X: -1.70; Y: 6.00	7.46
2.76	62,002	171,078	X: -1.70; Y: 6.00	7.86	2.62	62,002	162,211	X: -1.70; Y: 6.00	7.86
3.12	70,870	221,185	X: -1.70; Y: 6.00	8.26	2.93	70,870	207,867	X: -1.70; Y: 6.00	8.26
3.47	79,569	276,345	X: -1.70; Y: 6.00	8.66	3.24	79,569	257,819	X: -1.70; Y: 6.00	8.66
3.82	88,098	336,475	X: -1.70; Y: 6.00	9.06	3.54	88,098	311,985	X: -1.70; Y: 6.00	9.06
4.14	96,979	401,465	X: -1.70; Y: 6.00	9.46	3.82	96,979	370,258	X: -1.70; Y: 6.00	9.46
4.48	105,182	471,355	X: -1.70; Y: 6.00	9.86	4.11	105,182	432,676	X: -1.70; Y: 6.00	9.86
4.82	113,253	546,051	X: -1.70; Y: 6.00	10.26	4.41	113,253	499,151	X: -1.70; Y: 6.00	10.26
5.18	120,663	625,122	X: -1.70; Y: 6.00	10.66	4.72	120,663	569,265	X: -1.70; Y: 6.00	10.66
1.87	32,463	60,572	X: -2.20; Y: 6.00	6.83	1.83	32,463	59,257	X: -2.20; Y: 6.00	6.83
2.24	43,197	96,881	X: -2.20; Y: 6.00	7.23	2.16	43,197	93,184	X: -2.20; Y: 6.00	7.23
2.64	52,560	138,698	X: -2.20; Y: 6.00	7.63	2.51	52,560	131,778	X: -2.20; Y: 6.00	7.63
2.97	62,616	186,001	X: -2.20; Y: 6.00	8.03	2.80	62,616	175,120	X: -2.20; Y: 6.00	8.03
3.33	71,646	238,325	X: -2.20; Y: 6.00	8.43	3.11	71,646	222,685	X: -2.20; Y: 6.00	8.43
3.67	80,460	295,674	X: -2.20; Y: 6.00	8.83	3.41	80,460	274,506	X: -2.20; Y: 6.00	8.83
4.02	89,074	357,967	X: -2.20; Y: 6.00	9.23	3.71	89,074	330,512	X: -2.20; Y: 6.00	9.23
4.36	97,508	425,144	X: -2.20; Y: 6.00	9.63	4.01	97,508	390,645	X: -2.20; Y: 6.00	9.63
4.70	105,779	497,153	X: -2.20; Y: 6.00	10.03	4.30	105,779	454,855	X: -2.20; Y: 6.00	10.03
5.06	113,407	573,584	X: -2.20; Y: 6.00	10.43	4.61	113,407	522,748	X: -2.20; Y: 6.00	10.43
5.40	121,435	655,186	X: -2.20; Y: 6.00	10.83	4.90	121,435	595,072	X: -2.20; Y: 6.00	10.83
2.21	32,843	72,571	X: -2.70; Y: 6.00	7.04	2.13	32,843	69,866	X: -2.70; Y: 6.00	7.04
2.57	43,408	111,531	X: -2.70; Y: 6.00	7.44	2.44	43,408	106,048	X: -2.70; Y: 6.00	7.44
2.93	53,298	156,279	X: -2.70; Y: 6.00	7.84	2.76	53,298	147,250	X: -2.70; Y: 6.00	7.84
3.29	62,579	206,106	X: -2.70; Y: 6.00	8.24	3.08	62,579	192,729	X: -2.70; Y: 6.00	8.24
3.64	71,655	261,012	X: -2.70; Y: 6.00	8.64	3.38	71,655	242,504	X: -2.70; Y: 6.00	8.64
3.99	80,528	320,905	X: -2.70; Y: 6.00	9.04	3.68	80,528	296,494	X: -2.70; Y: 6.00	9.04
4.32	89,213	385,718	X: -2.70; Y: 6.00	9.44	3.98	89,213	354,640	X: -2.70; Y: 6.00	9.44
4.64	98,217	455,350	X: -2.70; Y: 6.00	9.84	4.24	98,217	416,824	X: -2.70; Y: 6.00	9.84
4.97	106,552	529,841	X: -2.70; Y: 6.00	10.24	4.53	106,552	483,136	X: -2.70; Y: 6.00	10.24
5.35	113,787	608,776	X: -2.70; Y: 6.00	10.64	4.86	113,787	553,178	X: -2.70; Y: 6.00	10.64
5.68	121,914	692,838	X: -2.70; Y: 6.00	11.04	5.15	121,914	627,577	X: -2.70; Y: 6.00	11.04
2.70	32,888	88,698	X: -3.20; Y: 6.00	7.28	2.56	32,888	84,267	X: -3.20; Y: 6.00	7.28
3.05	43,064	131,158	X: -3.20; Y: 6.00	7.68	2.87	43,064	123,579	X: -3.20; Y: 6.00	7.68
3.34	53,458	178,679	X: -3.20; Y: 6.00	8.08	3.13	53,458	167,068	X: -3.20; Y: 6.00	8.08
3.68	62,946	231,441	X: -3.20; Y: 6.00	8.48	3.42	62,946	215,043	X: -3.20; Y: 6.00	8.48
4.01	72,172	289,249	X: -3.20; Y: 6.00	8.88	3.70	72,172	267,282	X: -3.20; Y: 6.00	8.88
4.34	81,109	352,024	X: -3.20; Y: 6.00	9.28	3.99	81,109	323,718	X: -3.20; Y: 6.00	9.28
4.67	89,864	419,691	X: -3.20; Y: 6.00	9.68	4.28	89,864	384,284	X: -3.20; Y: 6.00	9.68
5.00	98,454	492,198	X: -3.20; Y: 6.00	10.08	4.56	98,454	448,928	X: -3.20; Y: 6.00	10.08
5.33	106,892	569,502	X: -3.20; Y: 6.00	10.48	4.84	106,892	517,616	X: -3.20; Y: 6.00	10.48
5.66	115,189	651,567	X: -3.20; Y: 6.00	10.88	5.12	115,189	590,316	X: -3.20; Y: 6.00	10.88
6.01	122,827	738,006	X: -3.20; Y: 6.00	11.28	5.43	122,827	666,672	X: -3.20; Y: 6.00	11.28
3.33	32,963	109,716	X: -3.70; Y: 6.00	7.54	3.13	32,963	103,272	X: -3.70; Y: 6.00	7.54
3.61	43,068	155,400	X: -3.70; Y: 6.00	7.94	3.37	43,068	145,288	X: -3.70; Y: 6.00	7.94
3.90	52,902	206,303	X: -3.70; Y: 6.00	8.34	3.62	52,902	191,699	X: -3.70; Y: 6.00	8.34
4.16	63,019	262,247	X: -3.70; Y: 6.00	8.74	3.84	63,019	242,297	X: -3.70; Y: 6.00	8.74
4.47	72,306	323,263	X: -3.70; Y: 6.00	9.14	4.11	72,306	297,250	X: -3.70; Y: 6.00	9.14
4.78	81,370	389,210	X: -3.70; Y: 6.00	9.54	4.38	81,370	356,365	X: -3.70; Y: 6.00	9.54
5.10	90,236	460,028	X: -3.70; Y: 6.00	9.94	4.65	90,236	419,588	X: -3.70; Y: 6.00	9.94
5.41	98,925	535,671	X: -3.70; Y: 6.00	10.34	4.92	98,925	486,878	X: -3.70; Y: 6.00	10.34
5.73	107,455	616,096	X: -3.70; Y: 6.00	10.74	5.19	107,455	558,200	X: -3.70; Y: 6.00	10.74
6.05	115,836	701,269	X: -3.70; Y: 6.00	11.14	5.47	115,836	633,524	X: -3.70; Y: 6.00	11.14
6.38	124,075	791,161	X: -3.70; Y: 6.00	11.54	5.75	124,075	712,825	X: -3.70; Y: 6.00	11.54
4.15	32,648	135,396	X: -4.20; Y: 6.00	7.83	3.88	32,648	126,552	X: -4.20; Y: 6.00	7.83
4.29	43,163	185,028	X: -4.20; Y: 6.00	8.23	3.98	43,163	171,953	X: -4.20; Y: 6.00	8.23
4.51	53,133	239,549	X: -4.20; Y: 6.00	8.63	4.17	53,133	221,415	X: -4.20; Y: 6.00	8.63
4.76	62,821	299,095	X: -4.20; Y: 6.00	9.03	4.38	62,821	275,113	X: -4.20; Y: 6.00	9.03
5.03	72,251	363,591	X: -4.20; Y: 6.00	9.43	4.61	72,251	332,983	X: -4.20; Y: 6.00	9.43
5.32	81,448	432,969	X: -4.20; Y: 6.00	9.83	4.85	81,448	394,971	X: -4.20; Y: 6.00	9.83
5.64	89,938	506,805	X: -4.20; Y: 6.00	10.23	5.12	89,938	460,658	X: -4.20; Y: 6.00	10.23
5.93	98,758	585,851	X: -4.20; Y: 6.00	10.63	5.37	98,758	530,814	X: -4.20; Y: 6.00	10.63
6.23	107,424	669,667	X: -4.20; Y: 6.00	11.03	5.63	107,424	604,989	X: -4.20; Y: 6.00	11.03
6.54	115,949	758,221	X: -4.20; Y: 6.00	11.43	5.89	115,949	683,156	X: -4.20; Y: 6.00	11.43
6.85	124,338	851,484	X: -4.20; Y: 6.00	11.83	6.15	124,338	765,293	X: -4.20; Y: 6.00	11.83
2.05	31,487	64,596	X: 0.30; Y: 6.50	6.88	2.05	31,487	64,640	X: 0.30; Y: 6.50	6.88
2.27	41,763	94,814	X: 0.30; Y: 6.50	7.28	2.24	41,763	93,620	X: 0.30; Y: 6.50	7.28
2.53	51,875	131,247	X: 0.30; Y: 6.50	7.68	2.47	51,875	127,965	X: 0.30; Y: 6.50	7.68
2.81	61,729	173,764	X: 0.30; Y: 6.50	8.08	2.71	61,729	167,562	X: 0.30; Y: 6.50	8.08
3.13	70,718	221,588	X: 0.30; Y: 6.50	8.48	2.99	70,718	211,574	X: 0.30; Y: 6.50	8.48
3.45	79,521	274,636	X: 0.30; Y: 6.50	8.88	3.27	79,521	260,041	X: 0.30; Y: 6.50	8.88
3.78	88,012	332,802	X: 0.30; Y: 6.50	9.28	3.55	88,012	312,847	X: 0.30; Y: 6.50	9.28
4.11	96,373	395,978	X: 0.30; Y: 6.50	9.68	3.84	96,373	369,907	X: 0.30; Y: 6.50	9.68

Bishop					Fellenius				
CS	FrzRbit	FrzRes	Centro	Raggio	CS	FrzRbit	FrzRes	Centro	Raggio
	[N]	[N]	[m]	[m]		[N]	[N]	[m]	[m]
4.44	104,608	464,095	X: 0.30; Y: 6.50	10.08	4.12	104,608	431,154	X: 0.30; Y: 6.50	10.08
4.76	112,727	537,096	X: 0.30; Y: 6.50	10.48	4.40	112,727	496,534	X: 0.30; Y: 6.50	10.48
5.09	120,743	614,937	X: 0.30; Y: 6.50	10.88	4.69	120,743	566,003	X: 0.30; Y: 6.50	10.88
1.75	30,703	53,724	X: -0.20; Y: 6.50	6.83	1.77	30,703	54,374	X: -0.20; Y: 6.50	6.83
2.03	40,868	83,151	X: -0.20; Y: 6.50	7.23	2.02	40,868	82,544	X: -0.20; Y: 6.50	7.23
2.33	51,067	119,135	X: -0.20; Y: 6.50	7.63	2.28	51,067	116,467	X: -0.20; Y: 6.50	7.63
2.67	60,332	161,059	X: -0.20; Y: 6.50	8.03	2.58	60,332	155,420	X: -0.20; Y: 6.50	8.03
2.98	69,916	208,209	X: -0.20; Y: 6.50	8.43	2.84	69,916	198,892	X: -0.20; Y: 6.50	8.43
3.31	78,732	260,672	X: -0.20; Y: 6.50	8.83	3.14	78,732	246,836	X: -0.20; Y: 6.50	8.83
3.64	87,354	318,239	X: -0.20; Y: 6.50	9.23	3.42	87,354	299,127	X: -0.20; Y: 6.50	9.23
3.98	95,723	380,829	X: -0.20; Y: 6.50	9.63	3.72	95,723	355,675	X: -0.20; Y: 6.50	9.63
4.31	103,968	448,357	X: -0.20; Y: 6.50	10.03	4.01	103,968	416,410	X: -0.20; Y: 6.50	10.03
4.65	112,097	520,770	X: -0.20; Y: 6.50	10.43	4.29	112,097	481,280	X: -0.20; Y: 6.50	10.43
4.98	120,119	598,019	X: -0.20; Y: 6.50	10.83	4.58	120,119	550,238	X: -0.20; Y: 6.50	10.83
1.59	31,914	50,730	X: -0.70; Y: 6.50	6.90	1.62	31,914	51,596	X: -0.70; Y: 6.50	6.90
1.93	42,188	81,436	X: -0.70; Y: 6.50	7.30	1.92	42,188	80,812	X: -0.70; Y: 6.50	7.30
2.29	51,763	118,561	X: -0.70; Y: 6.50	7.70	2.23	51,763	115,576	X: -0.70; Y: 6.50	7.70
2.62	61,529	161,195	X: -0.70; Y: 6.50	8.10	2.52	61,529	155,134	X: -0.70; Y: 6.50	8.10
2.97	70,541	209,284	X: -0.70; Y: 6.50	8.50	2.83	70,541	199,322	X: -0.70; Y: 6.50	8.50
3.31	79,319	262,580	X: -0.70; Y: 6.50	8.90	3.13	79,319	247,961	X: -0.70; Y: 6.50	8.90
3.65	88,106	321,246	X: -0.70; Y: 6.50	9.30	3.42	88,106	301,231	X: -0.70; Y: 6.50	9.30
3.99	96,529	384,673	X: -0.70; Y: 6.50	9.70	3.71	96,529	358,485	X: -0.70; Y: 6.50	9.70
4.32	104,811	453,015	X: -0.70; Y: 6.50	10.10	4.01	104,811	419,905	X: -0.70; Y: 6.50	10.10
4.67	112,574	525,909	X: -0.70; Y: 6.50	10.50	4.31	112,574	485,119	X: -0.70; Y: 6.50	10.50
5.01	120,601	603,954	X: -0.70; Y: 6.50	10.90	4.60	120,601	554,752	X: -0.70; Y: 6.50	10.90
1.57	32,294	50,846	X: -1.20; Y: 6.50	7.00	1.59	32,294	51,445	X: -1.20; Y: 6.50	7.00
1.95	42,703	83,264	X: -1.20; Y: 6.50	7.40	1.92	42,703	82,122	X: -1.20; Y: 6.50	7.40
2.31	52,683	121,665	X: -1.20; Y: 6.50	7.80	2.24	52,683	117,985	X: -1.20; Y: 6.50	7.80
2.67	62,119	165,925	X: -1.20; Y: 6.50	8.20	2.56	62,119	158,930	X: -1.20; Y: 6.50	8.20
3.03	71,130	215,389	X: -1.20; Y: 6.50	8.60	2.87	71,130	204,303	X: -1.20; Y: 6.50	8.60
3.38	79,897	270,016	X: -1.20; Y: 6.50	9.00	3.18	79,897	254,082	X: -1.20; Y: 6.50	9.00
3.73	88,505	329,695	X: -1.20; Y: 6.50	9.40	3.48	88,505	308,156	X: -1.20; Y: 6.50	9.40
4.05	97,452	394,300	X: -1.20; Y: 6.50	9.80	3.76	97,452	366,426	X: -1.20; Y: 6.50	9.80
4.39	105,740	463,868	X: -1.20; Y: 6.50	10.20	4.06	105,740	428,885	X: -1.20; Y: 6.50	10.20
4.73	113,898	538,298	X: -1.20; Y: 6.50	10.60	4.35	113,898	495,455	X: -1.20; Y: 6.50	10.60
5.06	121,937	617,545	X: -1.20; Y: 6.50	11.00	4.64	121,937	566,096	X: -1.20; Y: 6.50	11.00
1.64	32,946	54,191	X: -1.70; Y: 6.50	7.13	1.65	32,946	54,200	X: -1.70; Y: 6.50	7.13
2.05	43,281	88,555	X: -1.70; Y: 6.50	7.53	2.00	43,281	86,521	X: -1.70; Y: 6.50	7.53
2.43	53,056	129,135	X: -1.70; Y: 6.50	7.93	2.34	53,056	124,307	X: -1.70; Y: 6.50	7.93
2.81	62,221	175,013	X: -1.70; Y: 6.50	8.33	2.68	62,221	166,605	X: -1.70; Y: 6.50	8.33
3.14	72,017	226,324	X: -1.70; Y: 6.50	8.73	2.97	72,017	213,627	X: -1.70; Y: 6.50	8.73
3.49	80,891	282,657	X: -1.70; Y: 6.50	9.13	3.27	80,891	264,872	X: -1.70; Y: 6.50	9.13
3.84	89,578	344,012	X: -1.70; Y: 6.50	9.53	3.58	89,578	320,379	X: -1.70; Y: 6.50	9.53
4.18	98,086	410,316	X: -1.70; Y: 6.50	9.93	3.87	98,086	380,080	X: -1.70; Y: 6.50	9.93
4.52	106,434	481,511	X: -1.70; Y: 6.50	10.33	4.17	106,434	443,918	X: -1.70; Y: 6.50	10.33
4.86	114,637	557,547	X: -1.70; Y: 6.50	10.73	4.46	114,637	511,849	X: -1.70; Y: 6.50	10.73
5.20	122,705	638,386	X: -1.70; Y: 6.50	11.13	4.76	122,705	583,835	X: -1.70; Y: 6.50	11.13
1.83	33,377	61,195	X: -2.20; Y: 6.50	7.30	1.80	33,377	60,219	X: -2.20; Y: 6.50	7.30
2.26	43,409	98,286	X: -2.20; Y: 6.50	7.70	2.19	43,409	94,993	X: -2.20; Y: 6.50	7.70
2.63	53,590	140,868	X: -2.20; Y: 6.50	8.10	2.51	53,590	134,501	X: -2.20; Y: 6.50	8.10
3.00	62,976	188,909	X: -2.20; Y: 6.50	8.50	2.84	62,976	178,685	X: -2.20; Y: 6.50	8.50
3.36	72,092	242,165	X: -2.20; Y: 6.50	8.90	3.15	72,092	227,317	X: -2.20; Y: 6.50	8.90
3.70	81,194	300,803	X: -2.20; Y: 6.50	9.30	3.46	81,194	280,590	X: -2.20; Y: 6.50	9.30
4.05	89,903	364,202	X: -2.20; Y: 6.50	9.70	3.76	89,903	337,845	X: -2.20; Y: 6.50	9.70
4.39	98,448	432,525	X: -2.20; Y: 6.50	10.10	4.06	98,448	399,263	X: -2.20; Y: 6.50	10.10
4.73	106,841	505,715	X: -2.20; Y: 6.50	10.50	4.35	106,841	464,795	X: -2.20; Y: 6.50	10.50
5.09	114,704	583,434	X: -2.20; Y: 6.50	10.90	4.66	114,704	534,104	X: -2.20; Y: 6.50	10.90
5.42	122,845	666,269	X: -2.20; Y: 6.50	11.30	4.95	122,845	607,791	X: -2.20; Y: 6.50	11.30
2.19	32,986	72,214	X: -2.70; Y: 6.50	7.49	2.12	32,986	69,914	X: -2.70; Y: 6.50	7.49
2.56	43,799	111,954	X: -2.70; Y: 6.50	7.89	2.44	43,799	107,053	X: -2.70; Y: 6.50	7.89
2.94	53,490	157,208	X: -2.70; Y: 6.50	8.29	2.78	53,490	148,898	X: -2.70; Y: 6.50	8.29
3.30	62,878	207,765	X: -2.70; Y: 6.50	8.69	3.11	62,878	195,262	X: -2.70; Y: 6.50	8.69
3.63	72,591	263,423	X: -2.70; Y: 6.50	9.09	3.39	72,591	245,935	X: -2.70; Y: 6.50	9.09
3.96	81,846	324,492	X: -2.70; Y: 6.50	9.49	3.68	81,846	301,285	X: -2.70; Y: 6.50	9.49
4.31	90,651	390,278	X: -2.70; Y: 6.50	9.89	3.98	90,651	360,568	X: -2.70; Y: 6.50	9.89
4.64	99,271	460,966	X: -2.70; Y: 6.50	10.29	4.27	99,271	423,993	X: -2.70; Y: 6.50	10.29
5.00	107,341	536,204	X: -2.70; Y: 6.50	10.69	4.58	107,341	491,211	X: -2.70; Y: 6.50	10.69
5.33	115,652	616,576	X: -2.70; Y: 6.50	11.09	4.87	115,652	562,822	X: -2.70; Y: 6.50	11.09
5.67	123,842	701,737	X: -2.70; Y: 6.50	11.49	5.16	123,842	638,473	X: -2.70; Y: 6.50	11.49
2.63	33,225	87,446	X: -3.20; Y: 6.50	7.72	2.52	33,225	83,609	X: -3.20; Y: 6.50	7.72
2.96	43,935	130,082	X: -3.20; Y: 6.50	8.12	2.80	43,935	123,220	X: -3.20; Y: 6.50	8.12
3.31	53,789	178,214	X: -3.20; Y: 6.50	8.52	3.11	53,789	167,544	X: -3.20; Y: 6.50	8.52
3.65	63,524	231,855	X: -3.20; Y: 6.50	8.92	3.41	63,524	216,614	X: -3.20; Y: 6.50	8.92
3.99	72,793	290,407	X: -3.20; Y: 6.50	9.32	3.71	72,793	269,795	X: -3.20; Y: 6.50	9.32
4.32	81,859	353,964	X: -3.20; Y: 6.50	9.72	4.00	81,859	327,205	X: -3.20; Y: 6.50	9.72
4.66	90,731	422,455	X: -3.20; Y: 6.50	10.12	4.28	90,731	388,782	X: -3.20; Y: 6.50	10.12
4.99	99,426	495,826	X: -3.20; Y: 6.50	10.52	4.57	99,426	454,477	X: -3.20; Y: 6.50	10.52
5.32	107,958	574,029	X: -3.20; Y: 6.50	10.92	4.86	107,958	524,249	X: -3.20; Y: 6.50	10.92
5.66	115,928	656,721	X: -3.20; Y: 6.50	11.32	5.16	115,928	597,768	X: -3.20; Y: 6.50	11.32
5.99	124,211	744,524	X: -3.20; Y: 6.50	11.72	5.44	124,211	675,650	X: -3.20; Y: 6.50	11.72
3.22	33,200	106,956	X: -3.70; Y: 6.50	7.97	3.05	33,200	101,273	X: -3.70; Y: 6.50	7.97
3.52	43,538	153,174	X: -3.70; Y: 6.50	8.37	3.31	43,538	144,060	X: -3.70; Y: 6.50	8.37
3.78	54,067	204,494	X: -3.70; Y: 6.50	8.77	3.53	54,067	191,060	X: -3.70; Y: 6.50	8.77

Bishop					Fellenius				
CS	FrzRbit	FrzRes	Centro	Raggio	CS	FrzRbit	FrzRes	Centro	Raggio
	[N]	[N]	[m]	[m]		[N]	[N]	[m]	[m]
4.10	63,743	261,045	X: -3.70; Y: 6.50	9.17	3.81	63,743	242,552	X: -3.70; Y: 6.50	9.17
4.41	73,161	322,651	X: -3.70; Y: 6.50	9.57	4.08	73,161	298,315	X: -3.70; Y: 6.50	9.57
4.73	82,335	389,232	X: -3.70; Y: 6.50	9.97	4.35	82,335	358,281	X: -3.70; Y: 6.50	9.97
5.05	91,274	460,726	X: -3.70; Y: 6.50	10.37	4.63	91,274	422,399	X: -3.70; Y: 6.50	10.37
5.37	100,043	537,078	X: -3.70; Y: 6.50	10.77	4.90	100,043	490,613	X: -3.70; Y: 6.50	10.77
5.69	108,656	618,245	X: -3.70; Y: 6.50	11.17	5.18	108,656	562,885	X: -3.70; Y: 6.50	11.17
6.01	117,122	704,190	X: -3.70; Y: 6.50	11.57	5.46	117,122	639,188	X: -3.70; Y: 6.50	11.57
6.36	124,975	794,553	X: -3.70; Y: 6.50	11.97	5.75	124,975	719,180	X: -3.70; Y: 6.50	11.97
3.96	33,205	131,395	X: -4.20; Y: 6.50	8.24	3.72	33,205	123,557	X: -4.20; Y: 6.50	8.24
4.16	43,493	180,996	X: -4.20; Y: 6.50	8.64	3.89	43,493	169,174	X: -4.20; Y: 6.50	8.64
4.41	53,508	235,807	X: -4.20; Y: 6.50	9.04	4.10	53,508	219,187	X: -4.20; Y: 6.50	9.04
4.64	63,766	295,669	X: -4.20; Y: 6.50	9.44	4.29	63,766	273,395	X: -4.20; Y: 6.50	9.44
4.92	73,238	360,600	X: -4.20; Y: 6.50	9.84	4.53	73,238	331,964	X: -4.20; Y: 6.50	9.84
5.22	82,486	430,475	X: -4.20; Y: 6.50	10.24	4.79	82,486	394,708	X: -4.20; Y: 6.50	10.24
5.52	91,534	505,235	X: -4.20; Y: 6.50	10.64	5.04	91,534	461,575	X: -4.20; Y: 6.50	10.64
5.83	100,400	584,834	X: -4.20; Y: 6.50	11.04	5.30	100,400	532,525	X: -4.20; Y: 6.50	11.04
6.13	109,103	669,233	X: -4.20; Y: 6.50	11.44	5.57	109,103	607,523	X: -4.20; Y: 6.50	11.44
6.45	117,654	758,397	X: -4.20; Y: 6.50	11.84	5.84	117,654	686,537	X: -4.20; Y: 6.50	11.84
6.76	126,064	852,298	X: -4.20; Y: 6.50	12.24	6.10	126,064	769,545	X: -4.20; Y: 6.50	12.24
2.07	32,179	66,569	X: 0.30; Y: 7.00	7.38	2.07	32,179	66,756	X: 0.30; Y: 7.00	7.38
2.30	42,494	97,698	X: 0.30; Y: 7.00	7.78	2.27	42,494	96,673	X: 0.30; Y: 7.00	7.78
2.60	52,108	135,535	X: 0.30; Y: 7.00	8.18	2.54	52,108	132,363	X: 0.30; Y: 7.00	8.18
2.88	62,161	179,160	X: 0.30; Y: 7.00	8.58	2.79	62,161	173,151	X: 0.30; Y: 7.00	8.58
3.20	71,297	228,265	X: 0.30; Y: 7.00	8.98	3.07	71,297	218,526	X: 0.30; Y: 7.00	8.98
3.53	80,145	282,664	X: 0.30; Y: 7.00	9.38	3.35	80,145	268,415	X: 0.30; Y: 7.00	9.38
3.83	89,340	342,161	X: 0.30; Y: 7.00	9.78	3.61	89,340	322,702	X: 0.30; Y: 7.00	9.78
4.16	97,864	406,773	X: 0.30; Y: 7.00	10.18	3.90	97,864	381,279	X: 0.30; Y: 7.00	10.18
4.48	106,243	476,365	X: 0.30; Y: 7.00	10.58	4.18	106,243	444,083	X: 0.30; Y: 7.00	10.58
4.81	114,489	550,880	X: 0.30; Y: 7.00	10.98	4.46	114,489	511,055	X: 0.30; Y: 7.00	10.98
5.14	122,617	630,269	X: 0.30; Y: 7.00	11.38	4.75	122,617	582,149	X: 0.30; Y: 7.00	11.38
1.82	30,781	56,113	X: -0.20; Y: 7.00	7.33	1.84	30,781	56,725	X: -0.20; Y: 7.00	7.33
2.11	41,068	86,533	X: -0.20; Y: 7.00	7.73	2.09	41,068	85,942	X: -0.20; Y: 7.00	7.73
2.41	51,367	123,594	X: -0.20; Y: 7.00	8.13	2.36	51,367	120,998	X: -0.20; Y: 7.00	8.13
2.72	61,227	166,444	X: -0.20; Y: 7.00	8.53	2.63	61,227	161,008	X: -0.20; Y: 7.00	8.53
3.05	70,588	215,131	X: -0.20; Y: 7.00	8.93	2.92	70,588	206,045	X: -0.20; Y: 7.00	8.93
3.39	79,446	268,979	X: -0.20; Y: 7.00	9.33	3.22	79,446	255,445	X: -0.20; Y: 7.00	9.33
3.72	88,151	327,977	X: -0.20; Y: 7.00	9.73	3.51	88,151	309,240	X: -0.20; Y: 7.00	9.73
4.03	97,185	391,987	X: -0.20; Y: 7.00	10.13	3.78	97,185	367,332	X: -0.20; Y: 7.00	10.13
4.37	105,576	461,029	X: -0.20; Y: 7.00	10.53	4.07	105,576	429,657	X: -0.20; Y: 7.00	10.53
4.70	113,835	534,994	X: -0.20; Y: 7.00	10.93	4.36	113,835	496,154	X: -0.20; Y: 7.00	10.93
5.03	121,973	613,829	X: -0.20; Y: 7.00	11.33	4.65	121,973	566,773	X: -0.20; Y: 7.00	11.33
1.65	31,935	52,822	X: -0.70; Y: 7.00	7.39	1.68	31,935	53,654	X: -0.70; Y: 7.00	7.39
2.00	42,283	84,395	X: -0.70; Y: 7.00	7.79	1.98	42,283	83,795	X: -0.70; Y: 7.00	7.79
2.36	51,900	122,603	X: -0.70; Y: 7.00	8.19	2.31	51,900	119,713	X: -0.70; Y: 7.00	8.19
2.69	61,995	166,528	X: -0.70; Y: 7.00	8.59	2.59	61,995	160,674	X: -0.70; Y: 7.00	8.59
3.04	71,111	215,890	X: -0.70; Y: 7.00	8.99	2.90	71,111	206,219	X: -0.70; Y: 7.00	8.99
3.38	79,977	270,518	X: -0.70; Y: 7.00	9.39	3.20	79,977	256,273	X: -0.70; Y: 7.00	9.39
3.70	89,183	330,232	X: -0.70; Y: 7.00	9.79	3.48	89,183	310,695	X: -0.70; Y: 7.00	9.79
4.03	97,984	395,302	X: -0.70; Y: 7.00	10.19	3.77	97,984	369,699	X: -0.70; Y: 7.00	10.19
4.37	106,413	465,118	X: -0.70; Y: 7.00	10.59	4.07	106,413	432,678	X: -0.70; Y: 7.00	10.59
4.71	114,696	539,838	X: -0.70; Y: 7.00	10.99	4.36	114,696	499,808	X: -0.70; Y: 7.00	10.99
5.05	122,497	619,134	X: -0.70; Y: 7.00	11.39	4.66	122,497	570,760	X: -0.70; Y: 7.00	11.39
1.63	32,278	52,659	X: -1.20; Y: 7.00	7.48	1.65	32,278	53,269	X: -1.20; Y: 7.00	7.48
2.01	42,737	85,905	X: -1.20; Y: 7.00	7.88	1.99	42,737	84,853	X: -1.20; Y: 7.00	7.88
2.37	52,995	125,429	X: -1.20; Y: 7.00	8.28	2.30	52,995	121,955	X: -1.20; Y: 7.00	8.28
2.74	62,363	170,596	X: -1.20; Y: 7.00	8.68	2.63	62,363	163,875	X: -1.20; Y: 7.00	8.68
3.09	71,621	221,399	X: -1.20; Y: 7.00	9.08	2.94	71,621	210,701	X: -1.20; Y: 7.00	9.08
3.42	81,114	277,217	X: -1.20; Y: 7.00	9.48	3.23	81,114	261,805	X: -1.20; Y: 7.00	9.48
3.76	89,895	338,206	X: -1.20; Y: 7.00	9.88	3.53	89,895	317,290	X: -1.20; Y: 7.00	9.88
4.10	98,502	404,217	X: -1.20; Y: 7.00	10.28	3.83	98,502	377,043	X: -1.20; Y: 7.00	10.28
4.44	106,915	475,183	X: -1.20; Y: 7.00	10.68	4.12	106,915	440,996	X: -1.20; Y: 7.00	10.68
4.78	115,183	551,046	X: -1.20; Y: 7.00	11.08	4.42	115,183	509,096	X: -1.20; Y: 7.00	11.08
5.12	123,338	631,760	X: -1.20; Y: 7.00	11.48	4.71	123,338	581,299	X: -1.20; Y: 7.00	11.48
1.68	33,009	55,522	X: -1.70; Y: 7.00	7.61	1.69	33,009	55,633	X: -1.70; Y: 7.00	7.61
2.09	43,499	90,840	X: -1.70; Y: 7.00	8.01	2.05	43,499	89,028	X: -1.70; Y: 7.00	8.01
2.48	53,268	132,279	X: -1.70; Y: 7.00	8.41	2.40	53,268	127,764	X: -1.70; Y: 7.00	8.41
2.83	63,220	179,115	X: -1.70; Y: 7.00	8.81	2.71	63,220	171,164	X: -1.70; Y: 7.00	8.81
3.19	72,433	231,361	X: -1.70; Y: 7.00	9.21	3.03	72,433	219,187	X: -1.70; Y: 7.00	9.21
3.55	81,388	288,803	X: -1.70; Y: 7.00	9.61	3.34	81,388	271,651	X: -1.70; Y: 7.00	9.61
3.89	90,361	351,609	X: -1.70; Y: 7.00	10.01	3.64	90,361	328,745	X: -1.70; Y: 7.00	10.01
4.24	98,968	419,183	X: -1.70; Y: 7.00	10.41	3.94	98,968	389,831	X: -1.70; Y: 7.00	10.41
4.58	107,428	491,687	X: -1.70; Y: 7.00	10.81	4.24	107,428	455,092	X: -1.70; Y: 7.00	10.81
4.92	115,750	569,069	X: -1.70; Y: 7.00	11.21	4.53	115,750	524,480	X: -1.70; Y: 7.00	11.21
5.25	123,944	651,286	X: -1.70; Y: 7.00	11.61	4.82	123,944	597,954	X: -1.70; Y: 7.00	11.61
1.85	33,430	61,868	X: -2.20; Y: 7.00	7.77	1.83	33,430	61,110	X: -2.20; Y: 7.00	7.77
2.29	43,494	99,667	X: -2.20; Y: 7.00	8.17	2.22	43,494	96,696	X: -2.20; Y: 7.00	8.17
2.66	53,928	143,189	X: -2.20; Y: 7.00	8.57	2.55	53,928	137,287	X: -2.20; Y: 7.00	8.57
3.03	63,448	192,184	X: -2.20; Y: 7.00	8.97	2.88	63,448	182,554	X: -2.20; Y: 7.00	8.97
3.39	72,626	246,465	X: -2.20; Y: 7.00	9.37	3.20	72,626	232,342	X: -2.20; Y: 7.00	9.37
3.72	82,125	305,836	X: -2.20; Y: 7.00	9.77	3.49	82,125	286,461	X: -2.20; Y: 7.00	9.77
4.07	90,931	370,322	X: -2.20; Y: 7.00	10.17	3.79	90,931	344,933	X: -2.20; Y: 7.00	10.17
4.42	99,570	439,789	X: -2.20; Y: 7.00	10.57	4.09	99,570	407,630	X: -2.20; Y: 7.00	10.57
4.76	108,058	514,179	X: -2.20; Y: 7.00	10.97	4.39	108,058	474,495	X: -2.20; Y: 7.00	10.97

Bishop					Fellenius				
CS	FrzRbit	FrzRes	Centro	Raggio	CS	FrzRbit	FrzRes	Centro	Raggio
	[N]	[N]	[m]	[m]		[N]	[N]	[m]	[m]
5.10	116,410	593,443	X: -2.20; Y: 7.00	11.37	4.69	116,410	545,484	X: -2.20; Y: 7.00	11.37
5.44	124,639	677,540	X: -2.20; Y: 7.00	11.77	4.98	124,639	620,556	X: -2.20; Y: 7.00	11.77
2.18	33,198	72,237	X: -2.70; Y: 7.00	7.95	2.12	33,198	70,300	X: -2.70; Y: 7.00	7.95
2.55	43,992	112,395	X: -2.70; Y: 7.00	8.35	2.45	43,992	107,971	X: -2.70; Y: 7.00	8.35
2.95	53,829	158,555	X: -2.70; Y: 7.00	8.75	2.80	53,829	150,880	X: -2.70; Y: 7.00	8.75
3.28	63,939	209,883	X: -2.70; Y: 7.00	9.15	3.10	63,939	198,157	X: -2.70; Y: 7.00	9.15
3.64	73,280	266,505	X: -2.70; Y: 7.00	9.55	3.41	73,280	249,962	X: -2.70; Y: 7.00	9.55
3.99	82,368	328,242	X: -2.70; Y: 7.00	9.95	3.72	82,368	306,114	X: -2.70; Y: 7.00	9.95
4.33	91,206	395,008	X: -2.70; Y: 7.00	10.35	4.02	91,206	366,534	X: -2.70; Y: 7.00	10.35
4.67	99,890	466,728	X: -2.70; Y: 7.00	10.75	4.32	99,890	431,150	X: -2.70; Y: 7.00	10.75
5.01	108,432	543,350	X: -2.70; Y: 7.00	11.15	4.61	108,432	499,910	X: -2.70; Y: 7.00	11.15
5.35	116,843	624,827	X: -2.70; Y: 7.00	11.55	4.90	116,843	572,773	X: -2.70; Y: 7.00	11.55
5.68	125,137	711,121	X: -2.70; Y: 7.00	11.95	5.19	125,137	649,704	X: -2.70; Y: 7.00	11.95
2.59	33,373	86,331	X: -3.20; Y: 7.00	8.16	2.49	33,373	82,979	X: -3.20; Y: 7.00	8.16
2.93	44,270	129,610	X: -3.20; Y: 7.00	8.56	2.79	44,270	123,417	X: -3.20; Y: 7.00	8.56
3.29	54,230	178,404	X: -3.20; Y: 7.00	8.96	3.11	54,230	168,580	X: -3.20; Y: 7.00	8.96
3.64	63,801	232,516	X: -3.20; Y: 7.00	9.36	3.42	63,801	218,276	X: -3.20; Y: 7.00	9.36
3.96	73,659	291,743	X: -3.20; Y: 7.00	9.76	3.70	73,659	272,279	X: -3.20; Y: 7.00	9.76
4.30	82,797	356,096	X: -3.20; Y: 7.00	10.16	3.99	82,797	330,665	X: -3.20; Y: 7.00	10.16
4.64	91,743	425,445	X: -3.20; Y: 7.00	10.56	4.29	91,743	393,281	X: -3.20; Y: 7.00	10.56
4.97	100,516	499,727	X: -3.20; Y: 7.00	10.96	4.58	100,516	460,068	X: -3.20; Y: 7.00	10.96
5.30	109,132	578,891	X: -3.20; Y: 7.00	11.36	4.87	109,132	530,982	X: -3.20; Y: 7.00	11.36
5.64	117,608	662,895	X: -3.20; Y: 7.00	11.76	5.15	117,608	605,981	X: -3.20; Y: 7.00	11.76
5.97	125,957	751,699	X: -3.20; Y: 7.00	12.16	5.44	125,957	685,034	X: -3.20; Y: 7.00	12.16
3.13	33,513	104,826	X: -3.70; Y: 7.00	8.40	2.98	33,513	99,809	X: -3.70; Y: 7.00	8.40
3.41	44,350	151,204	X: -3.70; Y: 7.00	8.80	3.22	44,350	142,890	X: -3.70; Y: 7.00	8.80
3.73	54,375	203,050	X: -3.70; Y: 7.00	9.20	3.51	54,375	190,670	X: -3.70; Y: 7.00	9.20
4.06	64,109	260,135	X: -3.70; Y: 7.00	9.60	3.79	64,109	242,897	X: -3.70; Y: 7.00	9.60
4.37	73,751	322,602	X: -3.70; Y: 7.00	10.00	4.06	73,751	299,753	X: -3.70; Y: 7.00	10.00
4.70	82,991	389,885	X: -3.70; Y: 7.00	10.40	4.35	82,991	360,629	X: -3.70; Y: 7.00	10.40
5.02	92,038	462,117	X: -3.70; Y: 7.00	10.80	4.63	92,038	425,688	X: -3.70; Y: 7.00	10.80
5.34	100,904	539,246	X: -3.70; Y: 7.00	11.20	4.90	100,904	494,878	X: -3.70; Y: 7.00	11.20
5.68	109,242	620,937	X: -3.70; Y: 7.00	11.60	5.20	109,242	567,875	X: -3.70; Y: 7.00	11.60
6.01	117,803	707,750	X: -3.70; Y: 7.00	12.00	5.48	117,803	645,246	X: -3.70; Y: 7.00	12.00
6.33	126,241	799,352	X: -3.70; Y: 7.00	12.40	5.76	126,241	726,659	X: -3.70; Y: 7.00	12.40
3.82	33,440	127,732	X: -4.20; Y: 7.00	8.66	3.61	33,440	120,740	X: -4.20; Y: 7.00	8.66
4.06	43,757	177,576	X: -4.20; Y: 7.00	9.06	3.81	43,757	166,833	X: -4.20; Y: 7.00	9.06
4.27	54,569	232,933	X: -4.20; Y: 7.00	9.46	3.99	54,569	217,587	X: -4.20; Y: 7.00	9.46
4.55	64,414	293,318	X: -4.20; Y: 7.00	9.86	4.23	64,414	272,624	X: -4.20; Y: 7.00	9.86
4.85	74,004	358,765	X: -4.20; Y: 7.00	10.26	4.49	74,004	331,943	X: -4.20; Y: 7.00	10.26
5.15	83,360	429,199	X: -4.20; Y: 7.00	10.66	4.74	83,360	395,475	X: -4.20; Y: 7.00	10.66
5.46	92,493	504,558	X: -4.20; Y: 7.00	11.06	5.01	92,493	463,171	X: -4.20; Y: 7.00	11.06
5.77	101,429	584,792	X: -4.20; Y: 7.00	11.46	5.27	101,429	534,982	X: -4.20; Y: 7.00	11.46
6.08	110,205	669,855	X: -4.20; Y: 7.00	11.86	5.54	110,205	610,866	X: -4.20; Y: 7.00	11.86
6.39	118,833	759,715	X: -4.20; Y: 7.00	12.26	5.81	118,833	690,796	X: -4.20; Y: 7.00	12.26
6.73	126,879	854,025	X: -4.20; Y: 7.00	12.66	6.10	126,879	774,445	X: -4.20; Y: 7.00	12.66
2.13	32,234	68,720	X: 0.30; Y: 7.50	7.87	2.14	32,234	68,916	X: 0.30; Y: 7.50	7.87
2.36	42,681	100,789	X: 0.30; Y: 7.50	8.27	2.34	42,681	99,822	X: 0.30; Y: 7.50	8.27
2.64	52,919	139,570	X: 0.30; Y: 7.50	8.67	2.58	52,919	136,600	X: 0.30; Y: 7.50	8.67
2.95	62,421	184,253	X: 0.30; Y: 7.50	9.07	2.86	62,421	178,402	X: 0.30; Y: 7.50	9.07
3.27	71,733	234,765	X: 0.30; Y: 7.50	9.47	3.14	71,733	225,268	X: 0.30; Y: 7.50	9.47
3.57	81,299	290,415	X: 0.30; Y: 7.50	9.87	3.40	81,299	276,565	X: 0.30; Y: 7.50	9.87
3.90	90,182	351,334	X: 0.30; Y: 7.50	10.27	3.68	90,182	332,296	X: 0.30; Y: 7.50	10.27
4.22	98,831	417,359	X: 0.30; Y: 7.50	10.67	3.97	98,831	392,370	X: 0.30; Y: 7.50	10.67
4.55	107,303	488,409	X: 0.30; Y: 7.50	11.07	4.26	107,303	456,710	X: 0.30; Y: 7.50	11.07
4.88	115,653	564,417	X: 0.30; Y: 7.50	11.47	4.54	115,653	525,254	X: 0.30; Y: 7.50	11.47
5.21	123,889	645,330	X: 0.30; Y: 7.50	11.87	4.83	123,889	597,953	X: 0.30; Y: 7.50	11.87
1.89	30,819	58,283	X: -0.20; Y: 7.50	7.83	1.91	30,819	58,858	X: -0.20; Y: 7.50	7.83
2.14	41,861	89,636	X: -0.20; Y: 7.50	8.23	2.13	41,861	89,170	X: -0.20; Y: 7.50	8.23
2.48	51,592	127,885	X: -0.20; Y: 7.50	8.63	2.43	51,592	125,351	X: -0.20; Y: 7.50	8.63
2.79	61,711	171,940	X: -0.20; Y: 7.50	9.03	2.70	61,711	166,652	X: -0.20; Y: 7.50	9.03
3.12	71,011	221,864	X: -0.20; Y: 7.50	9.43	3.00	71,011	212,975	X: -0.20; Y: 7.50	9.43
3.44	80,578	276,990	X: -0.20; Y: 7.50	9.83	3.27	80,578	263,791	X: -0.20; Y: 7.50	9.83
3.77	89,468	337,388	X: -0.20; Y: 7.50	10.23	3.57	89,468	319,064	X: -0.20; Y: 7.50	10.23
4.10	98,189	402,889	X: -0.20; Y: 7.50	10.63	3.86	98,189	378,685	X: -0.20; Y: 7.50	10.63
4.44	106,699	473,419	X: -0.20; Y: 7.50	11.03	4.15	106,699	442,575	X: -0.20; Y: 7.50	11.03
4.77	115,057	548,910	X: -0.20; Y: 7.50	11.43	4.44	115,057	510,672	X: -0.20; Y: 7.50	11.43
5.10	123,302	629,305	X: -0.20; Y: 7.50	11.83	4.73	123,302	582,925	X: -0.20; Y: 7.50	11.83
1.72	32,026	54,985	X: -0.70; Y: 7.50	7.88	1.74	32,026	55,801	X: -0.70; Y: 7.50	7.88
2.06	42,505	87,471	X: -0.70; Y: 7.50	8.28	2.04	42,505	86,921	X: -0.70; Y: 7.50	8.28
2.40	52,743	126,594	X: -0.70; Y: 7.50	8.68	2.35	52,743	123,886	X: -0.70; Y: 7.50	8.68
2.76	62,230	171,551	X: -0.70; Y: 7.50	9.08	2.67	62,230	165,857	X: -0.70; Y: 7.50	9.08
3.08	72,088	222,258	X: -0.70; Y: 7.50	9.48	2.95	72,088	212,895	X: -0.70; Y: 7.50	9.48
3.43	81,158	278,191	X: -0.70; Y: 7.50	9.88	3.26	81,158	264,338	X: -0.70; Y: 7.50	9.88
3.77	90,052	339,314	X: -0.70; Y: 7.50	10.28	3.56	90,052	320,220	X: -0.70; Y: 7.50	10.28
4.11	98,682	405,537	X: -0.70; Y: 7.50	10.68	3.86	98,682	380,444	X: -0.70; Y: 7.50	10.68
4.44	107,415	477,012	X: -0.70; Y: 7.50	11.08	4.14	107,415	445,180	X: -0.70; Y: 7.50	11.08
4.78	115,807	553,222	X: -0.70; Y: 7.50	11.48	4.44	115,807	513,884	X: -0.70; Y: 7.50	11.48
5.11	124,072	634,320	X: -0.70; Y: 7.50	11.88	4.73	124,072	586,728	X: -0.70; Y: 7.50	11.88
1.69	32,324	54,544	X: -1.20; Y: 7.50	7.97	1.71	32,324	55,171	X: -1.20; Y: 7.50	7.97
2.07	42,843	88,636	X: -1.20; Y: 7.50	8.37	2.05	42,843	87,674	X: -1.20; Y: 7.50	8.37
2.42	53,201	128,928	X: -1.20; Y: 7.50	8.77	2.36	53,201	125,615	X: -1.20; Y: 7.50	8.77
2.80	62,703	175,387	X: -1.20; Y: 7.50	9.17	2.69	62,703	168,929	X: -1.20; Y: 7.50	9.17

Bishop					Fellenius				
CS	FrzRbit	FrzRes	Centro	Raggio	CS	FrzRbit	FrzRes	Centro	Raggio
	[N]	[N]	[m]	[m]		[N]	[N]	[m]	[m]
3.13	72,512	227,067	X: -1.20; Y: 7.50	9.57	2.99	72,512	216,745	X: -1.20; Y: 7.50	9.57
3.48	81,776	284,348	X: -1.20; Y: 7.50	9.97	3.29	81,776	269,390	X: -1.20; Y: 7.50	9.97
3.83	90,613	346,644	X: -1.20; Y: 7.50	10.37	3.60	90,613	326,275	X: -1.20; Y: 7.50	10.37
4.17	99,304	414,002	X: -1.20; Y: 7.50	10.77	3.90	99,304	387,470	X: -1.20; Y: 7.50	10.77
4.51	107,849	486,352	X: -1.20; Y: 7.50	11.17	4.20	107,849	452,904	X: -1.20; Y: 7.50	11.17
4.83	116,677	563,603	X: -1.20; Y: 7.50	11.57	4.48	116,677	522,500	X: -1.20; Y: 7.50	11.57
5.17	124,946	645,775	X: -1.20; Y: 7.50	11.97	4.77	124,946	596,254	X: -1.20; Y: 7.50	11.97
1.72	33,121	56,991	X: -1.70; Y: 7.50	8.09	1.73	33,121	57,196	X: -1.70; Y: 7.50	8.09
2.13	43,683	93,065	X: -1.70; Y: 7.50	8.49	2.09	43,683	91,437	X: -1.70; Y: 7.50	8.49
2.53	53,389	135,273	X: -1.70; Y: 7.50	8.89	2.45	53,389	131,012	X: -1.70; Y: 7.50	8.89
2.88	63,625	183,250	X: -1.70; Y: 7.50	9.29	2.76	63,625	175,678	X: -1.70; Y: 7.50	9.29
3.24	72,922	236,615	X: -1.70; Y: 7.50	9.69	3.08	72,922	224,927	X: -1.70; Y: 7.50	9.69
3.60	81,969	295,231	X: -1.70; Y: 7.50	10.09	3.40	81,969	278,674	X: -1.70; Y: 7.50	10.09
3.93	91,314	358,936	X: -1.70; Y: 7.50	10.49	3.69	91,314	336,765	X: -1.70; Y: 7.50	10.49
4.27	100,260	427,975	X: -1.70; Y: 7.50	10.89	3.98	100,260	399,440	X: -1.70; Y: 7.50	10.89
4.61	108,852	501,789	X: -1.70; Y: 7.50	11.29	4.28	108,852	466,120	X: -1.70; Y: 7.50	11.29
4.95	117,296	580,518	X: -1.70; Y: 7.50	11.69	4.58	117,296	536,963	X: -1.70; Y: 7.50	11.69
5.29	125,602	664,117	X: -1.70; Y: 7.50	12.09	4.87	125,602	611,924	X: -1.70; Y: 7.50	12.09
1.87	33,552	62,794	X: -2.20; Y: 7.50	8.24	1.85	33,552	62,235	X: -2.20; Y: 7.50	8.24
2.32	43,665	101,263	X: -2.20; Y: 7.50	8.64	2.26	43,665	98,583	X: -2.20; Y: 7.50	8.64
2.69	54,151	145,455	X: -2.20; Y: 7.50	9.04	2.58	54,151	139,941	X: -2.20; Y: 7.50	9.04
3.07	63,762	195,517	X: -2.20; Y: 7.50	9.44	2.92	63,762	186,405	X: -2.20; Y: 7.50	9.44
3.41	73,631	250,755	X: -2.20; Y: 7.50	9.84	3.22	73,631	237,280	X: -2.20; Y: 7.50	9.84
3.76	82,798	311,261	X: -2.20; Y: 7.50	10.24	3.53	82,798	292,656	X: -2.20; Y: 7.50	10.24
4.11	91,774	376,869	X: -2.20; Y: 7.50	10.64	3.84	91,774	352,375	X: -2.20; Y: 7.50	10.64
4.45	100,499	447,509	X: -2.20; Y: 7.50	11.04	4.14	100,499	416,371	X: -2.20; Y: 7.50	11.04
4.80	109,077	523,108	X: -2.20; Y: 7.50	11.44	4.44	109,077	484,570	X: -2.20; Y: 7.50	11.44
5.14	117,528	603,614	X: -2.20; Y: 7.50	11.84	4.74	117,528	556,925	X: -2.20; Y: 7.50	11.84
5.47	125,859	688,985	X: -2.20; Y: 7.50	12.24	5.03	125,859	633,391	X: -2.20; Y: 7.50	12.24
2.13	33,867	72,182	X: -2.70; Y: 7.50	8.41	2.08	33,867	70,554	X: -2.70; Y: 7.50	8.41
2.56	44,161	113,217	X: -2.70; Y: 7.50	8.81	2.47	44,161	109,221	X: -2.70; Y: 7.50	8.81
2.93	54,545	159,845	X: -2.70; Y: 7.50	9.21	2.80	54,545	152,704	X: -2.70; Y: 7.50	9.21
3.30	64,385	212,215	X: -2.70; Y: 7.50	9.61	3.12	64,385	201,183	X: -2.70; Y: 7.50	9.61
3.66	73,782	269,769	X: -2.70; Y: 7.50	10.01	3.44	73,782	254,063	X: -2.70; Y: 7.50	10.01
4.01	82,948	332,485	X: -2.70; Y: 7.50	10.41	3.75	82,948	311,341	X: -2.70; Y: 7.50	10.41
4.35	91,937	400,270	X: -2.70; Y: 7.50	10.81	4.06	91,937	372,923	X: -2.70; Y: 7.50	10.81
4.67	101,190	473,015	X: -2.70; Y: 7.50	11.21	4.34	101,190	438,694	X: -2.70; Y: 7.50	11.21
5.01	109,841	550,740	X: -2.70; Y: 7.50	11.61	4.63	109,841	508,699	X: -2.70; Y: 7.50	11.61
5.35	118,350	633,352	X: -2.70; Y: 7.50	12.01	4.92	118,350	582,839	X: -2.70; Y: 7.50	12.01
5.69	126,731	720,814	X: -2.70; Y: 7.50	12.41	5.22	126,731	661,075	X: -2.70; Y: 7.50	12.41
2.55	33,481	85,465	X: -3.20; Y: 7.50	8.61	2.46	33,481	82,524	X: -3.20; Y: 7.50	8.61
2.91	44,458	129,285	X: -3.20; Y: 7.50	9.01	2.78	44,458	123,655	X: -3.20; Y: 7.50	9.01
3.29	54,377	178,669	X: -3.20; Y: 7.50	9.41	3.12	54,377	169,560	X: -3.20; Y: 7.50	9.41
3.61	64,735	233,639	X: -3.20; Y: 7.50	9.81	3.40	64,735	220,271	X: -3.20; Y: 7.50	9.81
3.96	74,238	293,733	X: -3.20; Y: 7.50	10.21	3.71	74,238	275,334	X: -3.20; Y: 7.50	10.21
4.30	83,528	358,949	X: -3.20; Y: 7.50	10.61	4.01	83,528	334,745	X: -3.20; Y: 7.50	10.61
4.64	92,596	429,205	X: -3.20; Y: 7.50	11.01	4.30	92,596	398,432	X: -3.20; Y: 7.50	11.01
4.97	101,444	504,435	X: -3.20; Y: 7.50	11.41	4.60	101,444	466,335	X: -3.20; Y: 7.50	11.41
5.31	110,145	584,581	X: -3.20; Y: 7.50	11.81	4.89	110,145	538,395	X: -3.20; Y: 7.50	11.81
5.64	118,710	669,599	X: -3.20; Y: 7.50	12.21	5.18	118,710	614,572	X: -3.20; Y: 7.50	12.21
5.97	127,151	759,447	X: -3.20; Y: 7.50	12.61	5.46	127,151	694,827	X: -3.20; Y: 7.50	12.61
3.06	33,666	102,929	X: -3.70; Y: 7.50	8.84	2.92	33,666	98,471	X: -3.70; Y: 7.50	8.84
3.36	44,534	149,687	X: -3.70; Y: 7.50	9.24	3.19	44,534	142,111	X: -3.70; Y: 7.50	9.24
3.69	54,828	202,253	X: -3.70; Y: 7.50	9.64	3.48	54,828	190,812	X: -3.70; Y: 7.50	9.64
4.03	64,564	259,994	X: -3.70; Y: 7.50	10.04	3.78	64,564	243,895	X: -3.70; Y: 7.50	10.04
4.36	74,093	322,906	X: -3.70; Y: 7.50	10.44	4.07	74,093	301,365	X: -3.70; Y: 7.50	10.44
4.66	83,865	390,860	X: -3.70; Y: 7.50	10.84	4.33	83,865	363,069	X: -3.70; Y: 7.50	10.84
4.99	92,979	463,865	X: -3.70; Y: 7.50	11.24	4.61	92,979	429,092	X: -3.70; Y: 7.50	11.24
5.32	101,918	541,816	X: -3.70; Y: 7.50	11.64	4.90	101,918	499,298	X: -3.70; Y: 7.50	11.64
5.64	110,696	624,664	X: -3.70; Y: 7.50	12.04	5.18	110,696	573,643	X: -3.70; Y: 7.50	12.04
5.97	119,330	712,365	X: -3.70; Y: 7.50	12.44	5.46	119,330	652,086	X: -3.70; Y: 7.50	12.44
6.30	127,830	804,883	X: -3.70; Y: 7.50	12.84	5.75	127,830	734,598	X: -3.70; Y: 7.50	12.84
3.70	33,622	124,558	X: -4.20; Y: 7.50	9.08	3.52	33,622	118,292	X: -4.20; Y: 7.50	9.08
3.96	44,171	174,950	X: -4.20; Y: 7.50	9.48	3.74	44,171	165,166	X: -4.20; Y: 7.50	9.48
4.20	54,860	230,507	X: -4.20; Y: 7.50	9.88	3.94	54,860	216,325	X: -4.20; Y: 7.50	9.88
4.50	64,777	291,356	X: -4.20; Y: 7.50	10.28	4.20	64,777	272,037	X: -4.20; Y: 7.50	10.28
4.81	74,360	357,341	X: -4.20; Y: 7.50	10.68	4.47	74,360	332,118	X: -4.20; Y: 7.50	10.68
5.10	83,966	428,602	X: -4.20; Y: 7.50	11.08	4.72	83,966	396,715	X: -4.20; Y: 7.50	11.08
5.42	93,174	504,625	X: -4.20; Y: 7.50	11.48	4.99	93,174	465,290	X: -4.20; Y: 7.50	11.48
5.74	101,898	585,303	X: -4.20; Y: 7.50	11.88	5.28	101,898	537,753	X: -4.20; Y: 7.50	11.88
6.06	110,750	671,106	X: -4.20; Y: 7.50	12.28	5.55	110,750	614,593	X: -4.20; Y: 7.50	12.28
6.38	119,461	761,748	X: -4.20; Y: 7.50	12.68	5.82	119,461	695,517	X: -4.20; Y: 7.50	12.68
6.69	128,045	857,193	X: -4.20; Y: 7.50	13.08	6.10	128,045	780,495	X: -4.20; Y: 7.50	13.08

Verifica 4

Approccio 1, Combinazione 2

Stato Limite Ultimo

senza sisma

1.52	32,606	49,635	X: 0.30; Y: 3.00	3.46	1.51	32,606	49,151	X: 0.30; Y: 3.00	3.46
1.70	43,077	73,296	X: 0.30; Y: 3.00	3.86	1.65	43,077	71,253	X: 0.30; Y: 3.00	3.86
2.00	50,959	101,990	X: 0.30; Y: 3.00	4.26	1.90	50,959	97,044	X: 0.30; Y: 3.00	4.26
2.33	58,324	135,636	X: 0.30; Y: 3.00	4.66	2.18	58,324	126,983	X: 0.30; Y: 3.00	4.66
2.69	64,533	173,313	X: 0.30; Y: 3.00	5.06	2.48	64,533	160,136	X: 0.30; Y: 3.00	5.06
3.02	71,792	216,631	X: 0.30; Y: 3.00	5.46	2.76	71,792	198,273	X: 0.30; Y: 3.00	5.46
3.35	79,044	264,676	X: 0.30; Y: 3.00	5.86	3.04	79,044	240,379	X: 0.30; Y: 3.00	5.86
3.68	86,228	317,391	X: 0.30; Y: 3.00	6.26	3.32	86,228	286,402	X: 0.30; Y: 3.00	6.26

Bishop					Fellenius				
CS	FrzRbit	FrzRes	Centro	Raggio	CS	FrzRbit	FrzRes	Centro	Raggio
	[N]	[N]	[m]	[m]		[N]	[N]	[m]	[m]
4.08	91,589	373,604	X: 0.30; Y: 3.00	6.66	3.66	91,589	335,245	X: 0.30; Y: 3.00	6.66
4.41	98,854	435,764	X: 0.30; Y: 3.00	7.06	3.94	98,854	389,295	X: 0.30; Y: 3.00	7.06
4.74	106,122	502,510	X: 0.30; Y: 3.00	7.46	4.21	106,122	447,177	X: 0.30; Y: 3.00	7.46
1.15	31,585	36,255	X: -0.20; Y: 3.00	3.36	1.18	31,585	37,323	X: -0.20; Y: 3.00	3.36
1.47	39,936	58,575	X: -0.20; Y: 3.00	3.76	1.44	39,936	57,514	X: -0.20; Y: 3.00	3.76
1.73	49,674	86,040	X: -0.20; Y: 3.00	4.16	1.66	49,674	82,316	X: -0.20; Y: 3.00	4.16
2.06	57,726	118,825	X: -0.20; Y: 3.00	4.56	1.93	57,726	111,414	X: -0.20; Y: 3.00	4.56
2.41	64,893	156,287	X: -0.20; Y: 3.00	4.96	2.23	64,893	144,525	X: -0.20; Y: 3.00	4.96
2.76	72,036	198,490	X: -0.20; Y: 3.00	5.36	2.52	72,036	181,647	X: -0.20; Y: 3.00	5.36
3.15	77,671	244,320	X: -0.20; Y: 3.00	5.76	2.85	77,671	221,636	X: -0.20; Y: 3.00	5.76
3.49	84,802	296,007	X: -0.20; Y: 3.00	6.16	3.15	84,802	266,832	X: -0.20; Y: 3.00	6.16
3.83	91,971	352,335	X: -0.20; Y: 3.00	6.56	3.44	91,971	315,925	X: -0.20; Y: 3.00	6.56
4.20	98,443	413,319	X: -0.20; Y: 3.00	6.96	3.75	98,443	368,881	X: -0.20; Y: 3.00	6.96
4.61	103,565	477,578	X: -0.20; Y: 3.00	7.36	4.10	103,565	424,566	X: -0.20; Y: 3.00	7.36
1.11	31,283	34,749	X: -0.70; Y: 3.00	3.49	1.13	31,283	35,310	X: -0.70; Y: 3.00	3.49
1.41	42,020	59,292	X: -0.70; Y: 3.00	3.89	1.37	42,020	57,761	X: -0.70; Y: 3.00	3.89
1.75	50,752	88,849	X: -0.70; Y: 3.00	4.29	1.66	50,752	84,068	X: -0.70; Y: 3.00	4.29
2.08	59,215	123,393	X: -0.70; Y: 3.00	4.69	1.94	59,215	114,617	X: -0.70; Y: 3.00	4.69
2.42	67,101	162,618	X: -0.70; Y: 3.00	5.09	2.22	67,101	149,161	X: -0.70; Y: 3.00	5.09
2.81	73,108	205,536	X: -0.70; Y: 3.00	5.49	2.55	73,108	186,711	X: -0.70; Y: 3.00	5.49
3.17	80,275	254,085	X: -0.70; Y: 3.00	5.89	2.86	80,275	229,264	X: -0.70; Y: 3.00	5.89
3.51	87,466	307,260	X: -0.70; Y: 3.00	6.29	3.15	87,466	275,681	X: -0.70; Y: 3.00	6.29
3.86	94,565	365,043	X: -0.70; Y: 3.00	6.69	3.45	94,565	325,965	X: -0.70; Y: 3.00	6.69
4.27	99,852	426,371	X: -0.70; Y: 3.00	7.09	3.80	99,852	379,184	X: -0.70; Y: 3.00	7.09
4.61	107,097	493,550	X: -0.70; Y: 3.00	7.49	4.08	107,097	437,450	X: -0.70; Y: 3.00	7.49
1.20	32,549	39,135	X: -1.20; Y: 3.00	3.69	1.19	32,549	38,660	X: -1.20; Y: 3.00	3.69
1.58	41,709	65,975	X: -1.20; Y: 3.00	4.09	1.50	41,709	62,683	X: -1.20; Y: 3.00	4.09
1.89	51,800	97,673	X: -1.20; Y: 3.00	4.49	1.75	51,800	90,890	X: -1.20; Y: 3.00	4.49
2.22	60,507	134,527	X: -1.20; Y: 3.00	4.89	2.04	60,507	123,421	X: -1.20; Y: 3.00	4.89
2.58	67,867	175,320	X: -1.20; Y: 3.00	5.29	2.34	67,867	159,088	X: -1.20; Y: 3.00	5.29
2.94	75,455	221,561	X: -1.20; Y: 3.00	5.69	2.65	75,455	199,669	X: -1.20; Y: 3.00	5.69
3.33	81,866	272,484	X: -1.20; Y: 3.00	6.09	2.98	81,866	244,255	X: -1.20; Y: 3.00	6.09
3.68	89,159	327,895	X: -1.20; Y: 3.00	6.49	3.28	89,159	292,574	X: -1.20; Y: 3.00	6.49
4.09	94,563	386,763	X: -1.20; Y: 3.00	6.89	3.63	94,563	343,696	X: -1.20; Y: 3.00	6.89
4.43	101,949	451,578	X: -1.20; Y: 3.00	7.29	3.92	101,949	399,999	X: -1.20; Y: 3.00	7.29
4.77	109,324	520,960	X: -1.20; Y: 3.00	7.69	4.21	109,324	460,114	X: -1.20; Y: 3.00	7.69
1.48	32,598	48,271	X: -1.70; Y: 3.00	3.94	1.40	32,598	45,702	X: -1.70; Y: 3.00	3.94
1.86	42,044	78,085	X: -1.70; Y: 3.00	4.34	1.72	42,044	72,374	X: -1.70; Y: 3.00	4.34
2.20	51,292	112,924	X: -1.70; Y: 3.00	4.74	2.01	51,292	103,276	X: -1.70; Y: 3.00	4.74
2.53	60,325	152,657	X: -1.70; Y: 3.00	5.14	2.29	60,325	138,295	X: -1.70; Y: 3.00	5.14
2.85	69,157	197,183	X: -1.70; Y: 3.00	5.54	2.56	69,157	177,339	X: -1.70; Y: 3.00	5.54
3.22	76,327	245,510	X: -1.70; Y: 3.00	5.94	2.88	76,327	219,463	X: -1.70; Y: 3.00	5.94
3.57	83,831	299,228	X: -1.70; Y: 3.00	6.34	3.18	83,831	266,425	X: -1.70; Y: 3.00	6.34
3.92	91,252	357,566	X: -1.70; Y: 3.00	6.74	3.48	91,252	317,262	X: -1.70; Y: 3.00	6.74
4.34	96,544	419,229	X: -1.70; Y: 3.00	7.14	3.84	96,544	370,776	X: -1.70; Y: 3.00	7.14
4.68	103,991	486,952	X: -1.70; Y: 3.00	7.54	4.13	103,991	429,563	X: -1.70; Y: 3.00	7.54
5.02	111,423	559,231	X: -1.70; Y: 3.00	7.94	4.42	111,423	492,151	X: -1.70; Y: 3.00	7.94
1.98	31,705	62,708	X: -2.20; Y: 3.00	4.23	1.81	31,705	57,486	X: -2.20; Y: 3.00	4.23
2.30	41,679	95,939	X: -2.20; Y: 3.00	4.63	2.09	41,679	87,113	X: -2.20; Y: 3.00	4.63
2.62	51,267	134,225	X: -2.20; Y: 3.00	5.03	2.36	51,267	120,981	X: -2.20; Y: 3.00	5.03
2.93	60,566	177,411	X: -2.20; Y: 3.00	5.43	2.62	60,566	158,962	X: -2.20; Y: 3.00	5.43
3.24	69,638	225,388	X: -2.20; Y: 3.00	5.83	2.89	69,638	200,960	X: -2.20; Y: 3.00	5.83
3.54	78,508	278,074	X: -2.20; Y: 3.00	6.23	3.14	78,508	246,903	X: -2.20; Y: 3.00	6.23
3.94	84,873	334,172	X: -2.20; Y: 3.00	6.63	3.48	84,873	295,694	X: -2.20; Y: 3.00	6.63
4.28	92,462	395,976	X: -2.20; Y: 3.00	7.03	3.78	92,462	349,532	X: -2.20; Y: 3.00	7.03
4.65	99,381	462,380	X: -2.20; Y: 3.00	7.43	4.10	99,381	407,228	X: -2.20; Y: 3.00	7.43
5.08	104,706	531,986	X: -2.20; Y: 3.00	7.83	4.46	104,706	467,510	X: -2.20; Y: 3.00	7.83
5.41	112,426	607,715	X: -2.20; Y: 3.00	8.23	4.74	112,426	533,046	X: -2.20; Y: 3.00	8.23
2.67	31,334	83,632	X: -2.70; Y: 3.00	4.56	2.41	31,334	75,495	X: -2.70; Y: 3.00	4.56
2.89	41,753	120,798	X: -2.70; Y: 3.00	4.96	2.60	41,753	108,406	X: -2.70; Y: 3.00	4.96
3.15	51,745	162,924	X: -2.70; Y: 3.00	5.36	2.81	51,745	145,467	X: -2.70; Y: 3.00	5.36
3.48	59,945	208,824	X: -2.70; Y: 3.00	5.76	3.09	59,945	185,485	X: -2.70; Y: 3.00	5.76
3.76	69,334	260,688	X: -2.70; Y: 3.00	6.16	3.33	69,334	230,799	X: -2.70; Y: 3.00	6.16
4.04	78,559	317,266	X: -2.70; Y: 3.00	6.56	3.56	78,559	280,058	X: -2.70; Y: 3.00	6.56
4.37	86,615	378,452	X: -2.70; Y: 3.00	6.96	3.85	86,615	333,298	X: -2.70; Y: 3.00	6.96
4.79	92,421	442,647	X: -2.70; Y: 3.00	7.36	4.21	92,421	388,995	X: -2.70; Y: 3.00	7.36
5.11	100,305	512,925	X: -2.70; Y: 3.00	7.76	4.49	100,305	449,992	X: -2.70; Y: 3.00	7.76
5.43	108,165	587,729	X: -2.70; Y: 3.00	8.16	4.76	108,165	514,718	X: -2.70; Y: 3.00	8.16
5.87	113,299	665,586	X: -2.70; Y: 3.00	8.56	5.14	113,299	582,016	X: -2.70; Y: 3.00	8.56
3.58	30,842	110,355	X: -3.20; Y: 3.00	4.92	3.20	30,842	98,789	X: -3.20; Y: 3.00	4.92
3.65	41,635	151,765	X: -3.20; Y: 3.00	5.32	3.25	41,635	135,146	X: -3.20; Y: 3.00	5.32
3.89	50,673	197,159	X: -3.20; Y: 3.00	5.72	3.45	50,673	174,728	X: -3.20; Y: 3.00	5.72
4.09	60,674	248,379	X: -3.20; Y: 3.00	6.12	3.62	60,674	219,427	X: -3.20; Y: 3.00	6.12
4.37	69,664	304,400	X: -3.20; Y: 3.00	6.52	3.85	69,664	268,289	X: -3.20; Y: 3.00	6.52
4.61	79,175	365,008	X: -3.20; Y: 3.00	6.92	4.05	79,175	320,855	X: -3.20; Y: 3.00	6.92
4.95	86,676	429,212	X: -3.20; Y: 3.00	7.32	4.34	86,676	376,415	X: -3.20; Y: 3.00	7.32
5.26	94,943	498,941	X: -3.20; Y: 3.00	7.72	4.60	94,943	436,890	X: -3.20; Y: 3.00	7.72
5.57	102,978	573,197	X: -3.20; Y: 3.00	8.12	4.87	102,978	501,161	X: -3.20; Y: 3.00	8.12
6.00	108,491	650,718	X: -3.20; Y: 3.00	8.52	5.24	108,491	568,218	X: -3.20; Y: 3.00	8.52
6.30	116,517	734,348	X: -3.20; Y: 3.00	8.92	5.50	116,517	640,422	X: -3.20; Y: 3.00	8.92
4.90	29,046	142,247	X: -3.70; Y: 3.00	5.30	4.36	29,046	126,599	X: -3.70; Y: 3.00	5.30
4.69	40,167	188,276	X: -3.70; Y: 3.00	5.70	4.15	40,167	166,743	X: -3.70; Y: 3.00	5.70
4.70	50,859	239,135	X: -3.70; Y: 3.00	6.10	4.15	50,859	211,010	X: -3.70; Y: 3.00	6.10

Bishop					Fellenius				
CS	FrzRbit	FrzRes	Centro	Raggio	CS	FrzRbit	FrzRes	Centro	Raggio
	[N]	[N]	[m]	[m]		[N]	[N]	[m]	[m]
4.88	60,439	294,817	X: -3.70; Y: 3.00	6.50	4.29	60,439	259,534	X: -3.70; Y: 3.00	6.50
5.16	68,604	353,895	X: -3.70; Y: 3.00	6.90	4.53	68,604	310,617	X: -3.70; Y: 3.00	6.90
5.34	78,525	419,075	X: -3.70; Y: 3.00	7.30	4.67	78,525	367,058	X: -3.70; Y: 3.00	7.30
5.54	88,244	488,878	X: -3.70; Y: 3.00	7.70	4.84	88,244	427,378	X: -3.70; Y: 3.00	7.70
5.94	94,511	561,494	X: -3.70; Y: 3.00	8.10	5.19	94,511	490,124	X: -3.70; Y: 3.00	8.10
6.23	102,833	640,350	X: -3.70; Y: 3.00	8.50	5.43	102,833	558,375	X: -3.70; Y: 3.00	8.50
6.52	111,075	723,724	X: -3.70; Y: 3.00	8.90	5.68	111,075	630,364	X: -3.70; Y: 3.00	8.90
6.97	116,220	809,901	X: -3.70; Y: 3.00	9.30	6.06	116,220	704,727	X: -3.70; Y: 3.00	9.30
6.38	28,448	181,545	X: -4.20; Y: 3.00	5.70	5.67	28,448	161,181	X: -4.20; Y: 3.00	5.70
5.82	39,919	232,304	X: -4.20; Y: 3.00	6.10	5.14	39,919	205,116	X: -4.20; Y: 3.00	6.10
5.74	50,173	287,887	X: -4.20; Y: 3.00	6.50	5.05	50,173	253,441	X: -4.20; Y: 3.00	6.50
5.89	58,935	346,870	X: -4.20; Y: 3.00	6.90	5.16	58,935	304,312	X: -4.20; Y: 3.00	6.90
5.94	69,389	411,970	X: -4.20; Y: 3.00	7.30	5.20	69,389	360,579	X: -4.20; Y: 3.00	7.30
6.05	79,582	481,703	X: -4.20; Y: 3.00	7.70	5.29	79,582	420,754	X: -4.20; Y: 3.00	7.70
6.37	87,009	554,537	X: -4.20; Y: 3.00	8.10	5.56	87,009	483,505	X: -4.20; Y: 3.00	8.10
6.58	96,351	633,570	X: -4.20; Y: 3.00	8.50	5.73	96,351	551,744	X: -4.20; Y: 3.00	8.50
6.84	104,873	716,931	X: -4.20; Y: 3.00	8.90	5.95	104,873	623,720	X: -4.20; Y: 3.00	8.90
7.28	110,282	803,087	X: -4.20; Y: 3.00	9.30	6.33	110,282	698,063	X: -4.20; Y: 3.00	9.30
7.57	118,380	895,828	X: -4.20; Y: 3.00	9.70	6.57	118,380	778,051	X: -4.20; Y: 3.00	9.70
1.52	34,749	52,821	X: 0.30; Y: 3.50	3.94	1.52	34,749	52,905	X: 0.30; Y: 3.50	3.94
1.78	43,352	77,128	X: 0.30; Y: 3.50	4.34	1.74	43,352	75,249	X: 0.30; Y: 3.50	4.34
2.09	51,431	107,475	X: 0.30; Y: 3.50	4.74	2.00	51,431	102,849	X: 0.30; Y: 3.50	4.74
2.41	59,133	142,387	X: 0.30; Y: 3.50	5.14	2.27	59,133	134,170	X: 0.30; Y: 3.50	5.14
2.75	65,904	181,545	X: 0.30; Y: 3.50	5.54	2.56	65,904	168,915	X: 0.30; Y: 3.50	5.54
3.05	74,191	226,154	X: 0.30; Y: 3.50	5.94	2.81	74,191	208,543	X: 0.30; Y: 3.50	5.94
3.41	80,805	275,748	X: 0.30; Y: 3.50	6.34	3.12	80,805	252,170	X: 0.30; Y: 3.50	6.34
3.74	88,195	329,975	X: 0.30; Y: 3.50	6.74	3.40	88,195	299,794	X: 0.30; Y: 3.50	6.74
4.07	95,535	388,876	X: 0.30; Y: 3.50	7.14	3.68	95,535	351,348	X: 0.30; Y: 3.50	7.14
4.46	101,339	451,480	X: 0.30; Y: 3.50	7.54	4.01	101,339	405,932	X: 0.30; Y: 3.50	7.54
4.78	108,713	519,829	X: 0.30; Y: 3.50	7.94	4.28	108,713	465,500	X: 0.30; Y: 3.50	7.94
1.24	32,086	39,705	X: -0.20; Y: 3.50	3.86	1.27	32,086	40,650	X: -0.20; Y: 3.50	3.86
1.49	42,409	63,385	X: -0.20; Y: 3.50	4.26	1.48	42,409	62,695	X: -0.20; Y: 3.50	4.26
1.80	51,279	92,466	X: -0.20; Y: 3.50	4.66	1.73	51,279	88,967	X: -0.20; Y: 3.50	4.66
2.15	58,757	126,449	X: -0.20; Y: 3.50	5.06	2.03	58,757	119,376	X: -0.20; Y: 3.50	5.06
2.50	66,169	165,371	X: -0.20; Y: 3.50	5.46	2.33	66,169	154,030	X: -0.20; Y: 3.50	5.46
2.84	73,584	209,098	X: -0.20; Y: 3.50	5.86	2.62	73,584	192,751	X: -0.20; Y: 3.50	5.86
3.18	80,953	257,587	X: -0.20; Y: 3.50	6.26	2.91	80,953	235,491	X: -0.20; Y: 3.50	6.26
3.52	88,261	310,779	X: -0.20; Y: 3.50	6.66	3.20	88,261	282,196	X: -0.20; Y: 3.50	6.66
3.90	94,312	367,878	X: -0.20; Y: 3.50	7.06	3.52	94,312	332,115	X: -0.20; Y: 3.50	7.06
4.24	101,630	430,535	X: -0.20; Y: 3.50	7.46	3.81	101,630	386,853	X: -0.20; Y: 3.50	7.46
4.57	108,887	497,815	X: -0.20; Y: 3.50	7.86	4.09	108,887	445,474	X: -0.20; Y: 3.50	7.86
1.12	33,657	37,843	X: -0.70; Y: 3.50	3.97	1.16	33,657	38,887	X: -0.70; Y: 3.50	3.97
1.47	43,180	63,616	X: -0.70; Y: 3.50	4.37	1.44	43,180	62,362	X: -0.70; Y: 3.50	4.37
1.81	52,089	94,396	X: -0.70; Y: 3.50	4.77	1.73	52,089	90,011	X: -0.70; Y: 3.50	4.77
2.11	61,603	129,982	X: -0.70; Y: 3.50	5.17	1.98	61,603	121,837	X: -0.70; Y: 3.50	5.17
2.47	69,049	170,381	X: -0.70; Y: 3.50	5.57	2.28	69,049	157,707	X: -0.70; Y: 3.50	5.57
2.85	75,458	214,800	X: -0.70; Y: 3.50	5.97	2.61	75,458	196,834	X: -0.70; Y: 3.50	5.97
3.20	82,761	264,741	X: -0.70; Y: 3.50	6.37	2.91	82,761	240,828	X: -0.70; Y: 3.50	6.37
3.58	89,332	319,453	X: -0.70; Y: 3.50	6.77	3.23	89,332	288,821	X: -0.70; Y: 3.50	6.77
3.92	96,633	378,745	X: -0.70; Y: 3.50	7.17	3.53	96,633	340,700	X: -0.70; Y: 3.50	7.17
4.26	103,875	442,665	X: -0.70; Y: 3.50	7.57	3.82	103,875	396,469	X: -0.70; Y: 3.50	7.57
4.66	109,624	510,340	X: -0.70; Y: 3.50	7.97	4.15	109,624	455,367	X: -0.70; Y: 3.50	7.97
1.23	33,259	40,925	X: -1.20; Y: 3.50	4.14	1.23	33,259	40,845	X: -1.20; Y: 3.50	4.14
1.56	43,674	68,266	X: -1.20; Y: 3.50	4.54	1.50	43,674	65,588	X: -1.20; Y: 3.50	4.54
1.91	53,418	101,765	X: -1.20; Y: 3.50	4.94	1.79	53,418	95,739	X: -1.20; Y: 3.50	4.94
2.24	62,396	139,681	X: -1.20; Y: 3.50	5.34	2.08	62,396	129,475	X: -1.20; Y: 3.50	5.34
2.60	69,775	181,635	X: -1.20; Y: 3.50	5.74	2.39	69,775	166,495	X: -1.20; Y: 3.50	5.74
2.96	77,202	228,894	X: -1.20; Y: 3.50	6.14	2.70	77,202	208,244	X: -1.20; Y: 3.50	6.14
3.32	84,556	280,871	X: -1.20; Y: 3.50	6.54	3.00	84,556	253,985	X: -1.20; Y: 3.50	6.54
3.67	91,884	337,514	X: -1.20; Y: 3.50	6.94	3.30	91,884	303,639	X: -1.20; Y: 3.50	6.94
4.02	99,145	398,793	X: -1.20; Y: 3.50	7.34	3.60	99,145	357,190	X: -1.20; Y: 3.50	7.34
4.42	104,947	463,847	X: -1.20; Y: 3.50	7.74	3.94	104,947	413,872	X: -1.20; Y: 3.50	7.74
4.76	112,267	534,535	X: -1.20; Y: 3.50	8.14	4.23	112,267	475,405	X: -1.20; Y: 3.50	8.14
1.45	33,899	49,166	X: -1.70; Y: 3.50	4.37	1.40	33,899	47,385	X: -1.70; Y: 3.50	4.37
1.83	43,581	79,674	X: -1.70; Y: 3.50	4.77	1.72	43,581	74,915	X: -1.70; Y: 3.50	4.77
2.17	53,037	115,254	X: -1.70; Y: 3.50	5.17	2.01	53,037	106,733	X: -1.70; Y: 3.50	5.17
2.47	63,090	155,664	X: -1.70; Y: 3.50	5.57	2.26	63,090	142,604	X: -1.70; Y: 3.50	5.57
2.82	71,044	200,357	X: -1.70; Y: 3.50	5.97	2.56	71,044	181,945	X: -1.70; Y: 3.50	5.97
3.18	78,814	250,285	X: -1.70; Y: 3.50	6.37	2.87	78,814	225,965	X: -1.70; Y: 3.50	6.37
3.56	85,567	304,960	X: -1.70; Y: 3.50	6.77	3.20	85,567	274,057	X: -1.70; Y: 3.50	6.77
3.91	93,074	364,192	X: -1.70; Y: 3.50	7.17	3.50	93,074	325,919	X: -1.70; Y: 3.50	7.17
4.26	100,499	428,045	X: -1.70; Y: 3.50	7.57	3.80	100,499	381,662	X: -1.70; Y: 3.50	7.57
4.66	106,433	495,676	X: -1.70; Y: 3.50	7.97	4.14	106,433	440,548	X: -1.70; Y: 3.50	7.97
4.99	113,916	568,935	X: -1.70; Y: 3.50	8.37	4.43	113,916	504,259	X: -1.70; Y: 3.50	8.37
1.85	33,619	62,117	X: -2.20; Y: 3.50	4.63	1.73	33,619	58,026	X: -2.20; Y: 3.50	4.63
2.20	43,599	95,793	X: -2.20; Y: 3.50	5.03	2.03	43,599	88,334	X: -2.20; Y: 3.50	5.03
2.53	53,260	134,539	X: -2.20; Y: 3.50	5.43	2.31	53,260	122,881	X: -2.20; Y: 3.50	5.43
2.84	62,658	178,216	X: -2.20; Y: 3.50	5.83	2.58	62,658	161,564	X: -2.20; Y: 3.50	5.83
3.16	71,823	226,723	X: -2.20; Y: 3.50	6.23	2.84	71,823	204,305	X: -2.20; Y: 3.50	6.23
3.52	79,260	279,040	X: -2.20; Y: 3.50	6.63	3.16	79,260	250,135	X: -2.20; Y: 3.50	6.63
3.87	87,004	336,749	X: -2.20; Y: 3.50	7.03	3.46	87,004	300,784	X: -2.20; Y: 3.50	7.03
4.22	94,673	399,116	X: -2.20; Y: 3.50	7.43	3.75	94,673	355,346	X: -2.20; Y: 3.50	7.43
4.56	102,208	466,096	X: -2.20; Y: 3.50	7.83	4.05	102,208	413,762	X: -2.20; Y: 3.50	7.83

Bishop					Fellenius				
CS	FrzRbit	FrzRes	Centro	Raggio	CS	FrzRbit	FrzRes	Centro	Raggio
	[N]	[N]	[m]	[m]		[N]	[N]	[m]	[m]
4.97	107,979	536,668	X: -2.20; Y: 3.50	8.23	4.40	107,979	475,144	X: -2.20; Y: 3.50	8.23
5.31	115,547	613,051	X: -2.20; Y: 3.50	8.63	4.69	115,547	541,521	X: -2.20; Y: 3.50	8.63
2.43	33,327	80,850	X: -2.70; Y: 3.50	4.94	2.22	33,327	74,116	X: -2.70; Y: 3.50	4.94
2.73	43,058	117,491	X: -2.70; Y: 3.50	5.34	2.48	43,058	106,749	X: -2.70; Y: 3.50	5.34
3.01	53,017	159,828	X: -2.70; Y: 3.50	5.74	2.72	53,017	144,344	X: -2.70; Y: 3.50	5.74
3.31	62,654	207,088	X: -2.70; Y: 3.50	6.14	2.97	62,654	186,074	X: -2.70; Y: 3.50	6.14
3.60	72,035	259,170	X: -2.70; Y: 3.50	6.54	3.22	72,035	231,853	X: -2.70; Y: 3.50	6.54
3.89	81,196	316,002	X: -2.70; Y: 3.50	6.94	3.47	81,196	281,620	X: -2.70; Y: 3.50	6.94
4.23	89,152	377,172	X: -2.70; Y: 3.50	7.34	3.76	89,152	335,146	X: -2.70; Y: 3.50	7.34
4.63	95,505	442,106	X: -2.70; Y: 3.50	7.74	4.10	95,505	391,798	X: -2.70; Y: 3.50	7.74
4.96	103,274	512,658	X: -2.70; Y: 3.50	8.14	4.39	103,274	453,273	X: -2.70; Y: 3.50	8.14
5.32	110,393	587,831	X: -2.70; Y: 3.50	8.54	4.70	110,393	518,658	X: -2.70; Y: 3.50	8.54
5.74	116,132	666,438	X: -2.70; Y: 3.50	8.94	5.05	116,132	586,861	X: -2.70; Y: 3.50	8.94
3.24	32,267	104,669	X: -3.20; Y: 3.50	5.27	2.94	32,267	94,827	X: -3.20; Y: 3.50	5.27
3.40	42,984	145,988	X: -3.20; Y: 3.50	5.67	3.06	42,984	131,519	X: -3.20; Y: 3.50	5.67
3.61	53,271	192,265	X: -3.20; Y: 3.50	6.07	3.24	53,271	172,378	X: -3.20; Y: 3.50	6.07
3.85	63,204	243,393	X: -3.20; Y: 3.50	6.47	3.44	63,204	217,312	X: -3.20; Y: 3.50	6.47
4.17	71,555	298,397	X: -3.20; Y: 3.50	6.87	3.71	71,555	265,366	X: -3.20; Y: 3.50	6.87
4.43	81,007	359,166	X: -3.20; Y: 3.50	7.27	3.93	81,007	318,470	X: -3.20; Y: 3.50	7.27
4.73	89,705	424,410	X: -3.20; Y: 3.50	7.67	4.18	89,705	375,403	X: -3.20; Y: 3.50	7.67
5.09	97,079	494,146	X: -3.20; Y: 3.50	8.07	4.49	97,079	436,275	X: -3.20; Y: 3.50	8.07
5.50	103,232	567,361	X: -3.20; Y: 3.50	8.47	4.84	103,232	499,915	X: -3.20; Y: 3.50	8.47
5.81	111,249	646,438	X: -3.20; Y: 3.50	8.87	5.11	111,249	568,575	X: -3.20; Y: 3.50	8.87
6.13	119,166	730,080	X: -3.20; Y: 3.50	9.27	5.38	119,166	641,050	X: -3.20; Y: 3.50	9.27
4.25	31,758	134,937	X: -3.70; Y: 3.50	5.63	3.83	31,758	121,523	X: -3.70; Y: 3.50	5.63
4.22	42,781	180,545	X: -3.70; Y: 3.50	6.03	3.78	42,781	161,698	X: -3.70; Y: 3.50	6.03
4.33	53,340	231,021	X: -3.70; Y: 3.50	6.43	3.86	53,340	205,993	X: -3.70; Y: 3.50	6.43
4.58	62,410	285,555	X: -3.70; Y: 3.50	6.83	4.06	62,410	253,625	X: -3.70; Y: 3.50	6.83
4.78	72,358	345,707	X: -3.70; Y: 3.50	7.23	4.23	72,358	306,144	X: -3.70; Y: 3.50	7.23
5.04	81,419	410,615	X: -3.70; Y: 3.50	7.63	4.46	81,419	362,779	X: -3.70; Y: 3.50	7.63
5.29	90,660	480,027	X: -3.70; Y: 3.50	8.03	4.67	90,660	423,110	X: -3.70; Y: 3.50	8.03
5.68	97,331	552,863	X: -3.70; Y: 3.50	8.43	5.00	97,331	486,441	X: -3.70; Y: 3.50	8.43
5.98	105,546	631,395	X: -3.70; Y: 3.50	8.83	5.26	105,546	554,645	X: -3.70; Y: 3.50	8.83
6.29	113,624	714,472	X: -3.70; Y: 3.50	9.23	5.51	113,624	626,633	X: -3.70; Y: 3.50	9.23
6.70	119,521	801,019	X: -3.70; Y: 3.50	9.63	5.87	119,521	701,600	X: -3.70; Y: 3.50	9.63
5.49	31,194	171,290	X: -4.20; Y: 3.50	6.01	4.93	31,194	153,655	X: -4.20; Y: 3.50	6.01
5.33	41,401	220,605	X: -4.20; Y: 3.50	6.41	4.75	41,401	196,664	X: -4.20; Y: 3.50	6.41
5.27	52,254	275,629	X: -4.20; Y: 3.50	6.81	4.68	52,254	244,725	X: -4.20; Y: 3.50	6.81
5.40	62,085	335,483	X: -4.20; Y: 3.50	7.21	4.78	62,085	297,053	X: -4.20; Y: 3.50	7.21
5.53	72,301	399,975	X: -4.20; Y: 3.50	7.61	4.88	72,301	353,118	X: -4.20; Y: 3.50	7.61
5.81	80,630	468,133	X: -4.20; Y: 3.50	8.01	5.11	80,630	412,219	X: -4.20; Y: 3.50	8.01
5.99	90,486	542,153	X: -4.20; Y: 3.50	8.41	5.27	90,486	476,409	X: -4.20; Y: 3.50	8.41
6.26	99,089	620,390	X: -4.20; Y: 3.50	8.81	5.49	99,089	544,315	X: -4.20; Y: 3.50	8.81
6.55	107,356	703,173	X: -4.20; Y: 3.50	9.21	5.74	107,356	616,055	X: -4.20; Y: 3.50	9.21
6.95	113,627	789,523	X: -4.20; Y: 3.50	9.61	6.08	113,627	690,857	X: -4.20; Y: 3.50	9.61
7.23	121,884	881,683	X: -4.20; Y: 3.50	10.01	6.32	121,884	770,526	X: -4.20; Y: 3.50	10.01
1.59	35,275	56,123	X: 0.30; Y: 4.00	4.43	1.59	35,275	56,259	X: 0.30; Y: 4.00	4.43
1.87	43,484	81,386	X: 0.30; Y: 4.00	4.83	1.83	43,484	79,665	X: 0.30; Y: 4.00	4.83
2.14	52,411	112,093	X: 0.30; Y: 4.00	5.23	2.06	52,411	107,884	X: 0.30; Y: 4.00	5.23
2.44	60,866	148,757	X: 0.30; Y: 4.00	5.63	2.32	60,866	141,106	X: 0.30; Y: 4.00	5.63
2.76	68,744	189,989	X: 0.30; Y: 4.00	6.03	2.59	68,744	178,057	X: 0.30; Y: 4.00	6.03
3.11	75,758	235,561	X: 0.30; Y: 4.00	6.43	2.88	75,758	218,550	X: 0.30; Y: 4.00	6.43
3.44	83,324	286,540	X: 0.30; Y: 4.00	6.83	3.17	83,324	263,745	X: 0.30; Y: 4.00	6.83
3.77	90,812	342,299	X: 0.30; Y: 4.00	7.23	3.45	90,812	312,969	X: 0.30; Y: 4.00	7.23
4.10	98,233	402,785	X: 0.30; Y: 4.00	7.63	3.73	98,233	366,176	X: 0.30; Y: 4.00	7.63
4.43	105,580	467,955	X: 0.30; Y: 4.00	8.03	4.01	105,580	423,323	X: 0.30; Y: 4.00	8.03
4.81	111,612	536,977	X: 0.30; Y: 4.00	8.43	4.33	111,612	483,650	X: 0.30; Y: 4.00	8.43
1.33	32,730	43,472	X: -0.20; Y: 4.00	4.35	1.36	32,730	44,372	X: -0.20; Y: 4.00	4.35
1.57	43,426	68,155	X: -0.20; Y: 4.00	4.75	1.56	43,426	67,545	X: -0.20; Y: 4.00	4.75
1.90	51,651	98,390	X: -0.20; Y: 4.00	5.15	1.84	51,651	95,043	X: -0.20; Y: 4.00	5.15
2.21	60,382	133,577	X: -0.20; Y: 4.00	5.55	2.10	60,382	126,927	X: -0.20; Y: 4.00	5.55
2.55	68,116	173,940	X: -0.20; Y: 4.00	5.95	2.39	68,116	163,083	X: -0.20; Y: 4.00	5.95
2.89	75,749	219,204	X: -0.20; Y: 4.00	6.35	2.69	75,749	203,404	X: -0.20; Y: 4.00	6.35
3.23	83,284	269,293	X: -0.20; Y: 4.00	6.75	2.98	83,284	247,805	X: -0.20; Y: 4.00	6.75
3.57	90,734	324,145	X: -0.20; Y: 4.00	7.15	3.26	90,734	296,229	X: -0.20; Y: 4.00	7.15
3.91	98,097	383,707	X: -0.20; Y: 4.00	7.55	3.55	98,097	348,626	X: -0.20; Y: 4.00	7.55
4.29	104,352	447,285	X: -0.20; Y: 4.00	7.95	3.87	104,352	404,340	X: -0.20; Y: 4.00	7.95
4.62	111,683	516,315	X: -0.20; Y: 4.00	8.35	4.16	111,683	464,765	X: -0.20; Y: 4.00	8.35
1.20	34,386	41,099	X: -0.70; Y: 4.00	4.45	1.23	34,386	42,214	X: -0.70; Y: 4.00	4.45
1.54	43,658	67,435	X: -0.70; Y: 4.00	4.85	1.52	43,658	66,304	X: -0.70; Y: 4.00	4.85
1.84	54,210	99,569	X: -0.70; Y: 4.00	5.25	1.76	54,210	95,642	X: -0.70; Y: 4.00	5.25
2.19	62,324	136,379	X: -0.70; Y: 4.00	5.65	2.07	62,324	128,742	X: -0.70; Y: 4.00	5.65
2.54	70,123	178,079	X: -0.70; Y: 4.00	6.05	2.37	70,123	166,020	X: -0.70; Y: 4.00	6.05
2.89	77,748	224,619	X: -0.70; Y: 4.00	6.45	2.67	77,748	207,404	X: -0.70; Y: 4.00	6.45
3.26	84,467	275,350	X: -0.70; Y: 4.00	6.85	2.99	84,467	252,225	X: -0.70; Y: 4.00	6.85
3.61	91,927	331,467	X: -0.70; Y: 4.00	7.25	3.28	91,927	301,741	X: -0.70; Y: 4.00	7.25
3.95	99,303	392,299	X: -0.70; Y: 4.00	7.65	3.58	99,303	355,235	X: -0.70; Y: 4.00	7.65
4.29	106,620	457,808	X: -0.70; Y: 4.00	8.05	3.87	106,620	412,665	X: -0.70; Y: 4.00	8.05
4.64	113,862	527,958	X: -0.70; Y: 4.00	8.45	4.16	113,862	474,005	X: -0.70; Y: 4.00	8.45
1.27	34,146	43,398	X: -1.20; Y: 4.00	4.61	1.28	34,146	43,585	X: -1.20; Y: 4.00	4.61
1.60	44,867	71,646	X: -1.20; Y: 4.00	5.01	1.55	44,867	69,465	X: -1.20; Y: 4.00	5.01
1.95	54,115	105,545	X: -1.20; Y: 4.00	5.41	1.85	54,115	100,064	X: -1.20; Y: 4.00	5.41
2.29	62,980	144,490	X: -1.20; Y: 4.00	5.81	2.14	62,980	134,974	X: -1.20; Y: 4.00	5.81

Bishop					Fellenius				
CS	FrzRbit	FrzRes	Centro	Raggio	CS	FrzRbit	FrzRes	Centro	Raggio
	[N]	[N]	[m]	[m]		[N]	[N]	[m]	[m]
2.66	70,759	188,063	X: -1.20; Y: 4.00	6.21	2.46	70,759	173,859	X: -1.20; Y: 4.00	6.21
3.02	78,368	236,495	X: -1.20; Y: 4.00	6.61	2.77	78,368	216,907	X: -1.20; Y: 4.00	6.61
3.37	85,961	289,685	X: -1.20; Y: 4.00	7.01	3.07	85,961	263,956	X: -1.20; Y: 4.00	7.01
3.72	93,485	347,605	X: -1.20; Y: 4.00	7.41	3.37	93,485	314,997	X: -1.20; Y: 4.00	7.41
4.06	100,934	410,215	X: -1.20; Y: 4.00	7.81	3.67	100,934	369,987	X: -1.20; Y: 4.00	7.81
4.45	107,096	476,685	X: -1.20; Y: 4.00	8.21	4.00	107,096	428,148	X: -1.20; Y: 4.00	8.21
4.79	114,529	548,741	X: -1.20; Y: 4.00	8.61	4.29	114,529	491,148	X: -1.20; Y: 4.00	8.61
1.45	34,512	49,985	X: -1.70; Y: 4.00	4.81	1.41	34,512	48,745	X: -1.70; Y: 4.00	4.81
1.79	45,258	80,930	X: -1.70; Y: 4.00	5.21	1.70	45,258	76,904	X: -1.70; Y: 4.00	5.21
2.14	54,772	117,317	X: -1.70; Y: 4.00	5.61	2.00	54,772	109,682	X: -1.70; Y: 4.00	5.61
2.48	64,029	158,759	X: -1.70; Y: 4.00	6.01	2.29	64,029	146,753	X: -1.70; Y: 4.00	6.01
2.83	72,508	204,942	X: -1.70; Y: 4.00	6.41	2.59	72,508	187,861	X: -1.70; Y: 4.00	6.41
3.19	80,245	255,775	X: -1.70; Y: 4.00	6.81	2.90	80,245	232,955	X: -1.70; Y: 4.00	6.81
3.54	87,878	311,362	X: -1.70; Y: 4.00	7.21	3.21	87,878	282,065	X: -1.70; Y: 4.00	7.21
3.89	95,441	371,649	X: -1.70; Y: 4.00	7.61	3.51	95,441	335,120	X: -1.70; Y: 4.00	7.61
4.24	102,909	436,609	X: -1.70; Y: 4.00	8.01	3.81	102,909	392,108	X: -1.70; Y: 4.00	8.01
4.63	109,131	505,487	X: -1.70; Y: 4.00	8.41	4.14	109,131	452,339	X: -1.70; Y: 4.00	8.41
4.97	116,585	579,877	X: -1.70; Y: 4.00	8.81	4.44	116,585	517,315	X: -1.70; Y: 4.00	8.81
1.78	34,785	61,817	X: -2.20; Y: 4.00	5.05	1.68	34,785	58,611	X: -2.20; Y: 4.00	5.05
2.14	44,897	96,075	X: -2.20; Y: 4.00	5.45	2.00	44,897	89,703	X: -2.20; Y: 4.00	5.45
2.47	54,733	135,440	X: -2.20; Y: 4.00	5.85	2.29	54,733	125,075	X: -2.20; Y: 4.00	5.85
2.76	65,049	179,684	X: -2.20; Y: 4.00	6.25	2.53	65,049	164,501	X: -2.20; Y: 4.00	6.25
3.11	73,499	228,315	X: -2.20; Y: 4.00	6.65	2.82	73,499	207,532	X: -2.20; Y: 4.00	6.65
3.46	81,456	282,026	X: -2.20; Y: 4.00	7.05	3.13	81,456	255,080	X: -2.20; Y: 4.00	7.05
3.85	88,545	340,550	X: -2.20; Y: 4.00	7.45	3.46	88,545	306,760	X: -2.20; Y: 4.00	7.45
4.19	96,283	403,679	X: -2.20; Y: 4.00	7.85	3.76	96,283	362,241	X: -2.20; Y: 4.00	7.85
4.54	103,926	471,473	X: -2.20; Y: 4.00	8.25	4.06	103,926	421,637	X: -2.20; Y: 4.00	8.25
4.93	110,191	543,094	X: -2.20; Y: 4.00	8.65	4.39	110,191	484,197	X: -2.20; Y: 4.00	8.65
5.27	117,816	620,314	X: -2.20; Y: 4.00	9.05	4.68	117,816	551,574	X: -2.20; Y: 4.00	9.05
2.28	34,338	78,418	X: -2.70; Y: 4.00	5.33	2.12	34,338	72,799	X: -2.70; Y: 4.00	5.33
2.59	44,740	116,034	X: -2.70; Y: 4.00	5.73	2.39	44,740	106,765	X: -2.70; Y: 4.00	5.73
2.90	54,753	158,743	X: -2.70; Y: 4.00	6.13	2.65	54,753	144,989	X: -2.70; Y: 4.00	6.13
3.20	64,477	206,405	X: -2.70; Y: 4.00	6.53	2.91	64,477	187,365	X: -2.70; Y: 4.00	6.53
3.50	73,945	258,926	X: -2.70; Y: 4.00	6.93	3.16	73,945	233,820	X: -2.70; Y: 4.00	6.93
3.82	82,639	316,037	X: -2.70; Y: 4.00	7.33	3.44	82,639	284,185	X: -2.70; Y: 4.00	7.33
4.21	89,610	376,985	X: -2.70; Y: 4.00	7.73	3.77	89,610	337,740	X: -2.70; Y: 4.00	7.73
4.55	97,495	443,413	X: -2.70; Y: 4.00	8.13	4.06	97,495	396,052	X: -2.70; Y: 4.00	8.13
4.89	105,296	514,485	X: -2.70; Y: 4.00	8.53	4.35	105,296	458,243	X: -2.70; Y: 4.00	8.53
5.23	112,937	590,185	X: -2.70; Y: 4.00	8.93	4.64	112,937	524,322	X: -2.70; Y: 4.00	8.93
5.62	119,096	669,669	X: -2.70; Y: 4.00	9.33	4.98	119,096	593,563	X: -2.70; Y: 4.00	9.33
2.96	33,982	100,706	X: -3.20; Y: 4.00	5.64	2.72	33,982	92,345	X: -3.20; Y: 4.00	5.64
3.17	44,771	142,104	X: -3.20; Y: 4.00	6.04	2.89	44,771	129,456	X: -3.20; Y: 4.00	6.04
3.42	55,108	188,507	X: -3.20; Y: 4.00	6.44	3.10	55,108	170,761	X: -3.20; Y: 4.00	6.44
3.72	64,319	239,253	X: -3.20; Y: 4.00	6.84	3.35	64,319	215,607	X: -3.20; Y: 4.00	6.84
3.99	73,981	295,447	X: -3.20; Y: 4.00	7.24	3.58	73,981	265,168	X: -3.20; Y: 4.00	7.24
4.28	83,313	356,382	X: -3.20; Y: 4.00	7.64	3.83	83,313	318,725	X: -3.20; Y: 4.00	7.64
4.61	91,419	421,657	X: -3.20; Y: 4.00	8.04	4.11	91,419	376,054	X: -3.20; Y: 4.00	8.04
4.95	99,362	491,587	X: -3.20; Y: 4.00	8.44	4.40	99,362	437,287	X: -3.20; Y: 4.00	8.44
5.33	106,043	565,470	X: -3.20; Y: 4.00	8.84	4.73	106,043	501,814	X: -3.20; Y: 4.00	8.84
5.66	113,929	644,823	X: -3.20; Y: 4.00	9.24	5.01	113,929	570,998	X: -3.20; Y: 4.00	9.24
6.01	121,198	728,799	X: -3.20; Y: 4.00	9.64	5.31	121,198	644,115	X: -3.20; Y: 4.00	9.64
3.88	32,982	128,131	X: -3.70; Y: 4.00	5.98	3.53	32,982	116,539	X: -3.70; Y: 4.00	5.98
3.95	43,949	173,605	X: -3.70; Y: 4.00	6.38	3.57	43,949	157,010	X: -3.70; Y: 4.00	6.38
4.11	54,495	224,035	X: -3.70; Y: 4.00	6.78	3.70	54,495	201,662	X: -3.70; Y: 4.00	6.78
4.32	64,686	279,332	X: -3.70; Y: 4.00	7.18	3.87	64,686	250,414	X: -3.70; Y: 4.00	7.18
4.55	74,570	339,419	X: -3.70; Y: 4.00	7.58	4.07	74,570	303,199	X: -3.70; Y: 4.00	7.58
4.86	83,061	403,475	X: -3.70; Y: 4.00	7.98	4.32	83,061	359,235	X: -3.70; Y: 4.00	7.98
5.15	91,734	472,824	X: -3.70; Y: 4.00	8.38	4.58	91,734	419,969	X: -3.70; Y: 4.00	8.38
5.47	99,923	546,734	X: -3.70; Y: 4.00	8.78	4.85	99,923	484,603	X: -3.70; Y: 4.00	8.78
5.82	107,479	625,288	X: -3.70; Y: 4.00	9.18	5.15	107,479	553,176	X: -3.70; Y: 4.00	9.18
6.21	113,945	707,502	X: -3.70; Y: 4.00	9.58	5.48	113,945	624,725	X: -3.70; Y: 4.00	9.58
6.52	122,026	795,422	X: -3.70; Y: 4.00	9.98	5.75	122,026	701,136	X: -3.70; Y: 4.00	9.98
4.99	32,478	161,955	X: -4.20; Y: 4.00	6.33	4.51	32,478	146,622	X: -4.20; Y: 4.00	6.33
4.85	43,698	211,752	X: -4.20; Y: 4.00	6.73	4.36	43,698	190,605	X: -4.20; Y: 4.00	6.73
4.89	54,478	266,418	X: -4.20; Y: 4.00	7.13	4.38	54,478	238,725	X: -4.20; Y: 4.00	7.13
5.02	64,874	325,887	X: -4.20; Y: 4.00	7.53	4.48	64,874	290,910	X: -4.20; Y: 4.00	7.53
5.26	73,993	389,490	X: -4.20; Y: 4.00	7.93	4.68	73,993	346,530	X: -4.20; Y: 4.00	7.93
5.47	83,896	458,557	X: -4.20; Y: 4.00	8.33	4.85	83,896	406,866	X: -4.20; Y: 4.00	8.33
5.75	92,519	532,160	X: -4.20; Y: 4.00	8.73	5.09	92,519	471,198	X: -4.20; Y: 4.00	8.73
6.05	100,860	610,118	X: -4.20; Y: 4.00	9.13	5.35	100,860	539,184	X: -4.20; Y: 4.00	9.13
6.42	107,782	691,943	X: -4.20; Y: 4.00	9.53	5.66	107,782	610,415	X: -4.20; Y: 4.00	9.53
6.71	116,068	779,300	X: -4.20; Y: 4.00	9.93	5.91	116,068	686,330	X: -4.20; Y: 4.00	9.93
7.02	124,165	871,231	X: -4.20; Y: 4.00	10.33	6.17	124,165	766,087	X: -4.20; Y: 4.00	10.33
1.68	35,052	58,719	X: 0.30; Y: 4.50	4.91	1.68	35,052	58,862	X: 0.30; Y: 4.50	4.91
1.91	44,505	85,178	X: 0.30; Y: 4.50	5.31	1.88	44,505	83,813	X: 0.30; Y: 4.50	5.31
2.21	52,965	117,243	X: 0.30; Y: 4.50	5.71	2.14	52,965	113,296	X: 0.30; Y: 4.50	5.71
2.53	61,064	154,676	X: 0.30; Y: 4.50	6.11	2.41	61,064	147,317	X: 0.30; Y: 4.50	6.11
2.84	69,524	197,686	X: 0.30; Y: 4.50	6.51	2.68	69,524	186,183	X: 0.30; Y: 4.50	6.51
3.17	77,453	245,249	X: 0.30; Y: 4.50	6.91	2.95	77,453	228,794	X: 0.30; Y: 4.50	6.91
3.51	84,652	297,214	X: 0.30; Y: 4.50	7.31	3.25	84,652	275,031	X: 0.30; Y: 4.50	7.31
3.84	92,331	354,481	X: 0.30; Y: 4.50	7.71	3.53	92,331	325,854	X: 0.30; Y: 4.50	7.71
4.17	99,936	416,523	X: 0.30; Y: 4.50	8.11	3.81	99,936	380,701	X: 0.30; Y: 4.50	8.11
4.50	107,467	483,295	X: 0.30; Y: 4.50	8.51	4.09	107,467	439,535	X: 0.30; Y: 4.50	8.51

Bishop					Fellenius				
CS	FrzRbit	FrzRes	Centro	Raggio	CS	FrzRbit	FrzRes	Centro	Raggio
	[N]	[N]	[m]	[m]		[N]	[N]	[m]	[m]
4.83	114,921	554,755	X: 0.30; Y: 4.50	8.91	4.37	114,921	502,317	X: 0.30; Y: 4.50	8.91
1.41	33,268	46,887	X: -0.20; Y: 4.50	4.84	1.44	33,268	47,753	X: -0.20; Y: 4.50	4.84
1.66	43,672	72,566	X: -0.20; Y: 4.50	5.24	1.65	43,672	71,985	X: -0.20; Y: 4.50	5.24
1.96	52,906	103,796	X: -0.20; Y: 4.50	5.64	1.90	52,906	100,763	X: -0.20; Y: 4.50	5.64
2.30	61,161	140,475	X: -0.20; Y: 4.50	6.04	2.19	61,161	134,091	X: -0.20; Y: 4.50	6.04
2.64	69,100	182,274	X: -0.20; Y: 4.50	6.44	2.49	69,100	171,767	X: -0.20; Y: 4.50	6.44
2.98	76,924	229,038	X: -0.20; Y: 4.50	6.84	2.78	76,924	213,666	X: -0.20; Y: 4.50	6.84
3.32	84,659	280,683	X: -0.20; Y: 4.50	7.24	3.07	84,659	259,702	X: -0.20; Y: 4.50	7.24
3.65	92,306	337,141	X: -0.20; Y: 4.50	7.64	3.36	92,306	309,809	X: -0.20; Y: 4.50	7.64
3.99	99,872	398,362	X: -0.20; Y: 4.50	8.04	3.64	99,872	363,936	X: -0.20; Y: 4.50	8.04
4.33	107,352	464,303	X: -0.20; Y: 4.50	8.44	3.93	107,352	422,044	X: -0.20; Y: 4.50	8.44
4.69	113,852	534,340	X: -0.20; Y: 4.50	8.84	4.25	113,852	483,547	X: -0.20; Y: 4.50	8.84
1.26	34,762	43,797	X: -0.70; Y: 4.50	4.94	1.29	34,762	44,910	X: -0.70; Y: 4.50	4.94
1.57	45,364	71,363	X: -0.70; Y: 4.50	5.34	1.56	45,364	70,556	X: -0.70; Y: 4.50	5.34
1.92	54,410	104,205	X: -0.70; Y: 4.50	5.74	1.85	54,410	100,519	X: -0.70; Y: 4.50	5.74
2.27	62,775	142,607	X: -0.70; Y: 4.50	6.14	2.16	62,775	135,379	X: -0.70; Y: 4.50	6.14
2.62	70,774	185,635	X: -0.70; Y: 4.50	6.54	2.46	70,774	174,090	X: -0.70; Y: 4.50	6.54
2.97	78,649	233,569	X: -0.70; Y: 4.50	6.94	2.76	78,649	216,968	X: -0.70; Y: 4.50	6.94
3.31	86,399	286,338	X: -0.70; Y: 4.50	7.34	3.05	86,399	263,942	X: -0.70; Y: 4.50	7.34
3.68	93,366	343,405	X: -0.70; Y: 4.50	7.74	3.37	93,366	314,471	X: -0.70; Y: 4.50	7.74
4.02	100,929	405,760	X: -0.70; Y: 4.50	8.14	3.66	100,929	369,570	X: -0.70; Y: 4.50	8.14
4.36	108,427	472,834	X: -0.70; Y: 4.50	8.54	3.95	108,427	428,650	X: -0.70; Y: 4.50	8.54
4.70	115,857	544,595	X: -0.70; Y: 4.50	8.94	4.24	115,857	491,678	X: -0.70; Y: 4.50	8.94
1.27	35,525	45,131	X: -1.20; Y: 4.50	5.08	1.29	35,525	45,660	X: -1.20; Y: 4.50	5.08
1.64	45,635	74,980	X: -1.20; Y: 4.50	5.48	1.60	45,635	73,159	X: -1.20; Y: 4.50	5.48
1.99	55,130	109,948	X: -1.20; Y: 4.50	5.88	1.90	55,130	104,963	X: -1.20; Y: 4.50	5.88
2.32	64,426	149,655	X: -1.20; Y: 4.50	6.28	2.19	64,426	140,861	X: -1.20; Y: 4.50	6.28
2.69	72,393	194,415	X: -1.20; Y: 4.50	6.68	2.50	72,393	181,059	X: -1.20; Y: 4.50	6.68
3.04	80,241	244,066	X: -1.20; Y: 4.50	7.08	2.81	80,241	225,415	X: -1.20; Y: 4.50	7.08
3.39	87,986	298,545	X: -1.20; Y: 4.50	7.48	3.11	87,986	273,855	X: -1.20; Y: 4.50	7.48
3.74	95,630	357,803	X: -1.20; Y: 4.50	7.88	3.41	95,630	326,335	X: -1.20; Y: 4.50	7.88
4.09	103,182	421,797	X: -1.20; Y: 4.50	8.28	3.71	103,182	382,811	X: -1.20; Y: 4.50	8.28
4.43	110,644	490,489	X: -1.20; Y: 4.50	8.68	4.01	110,644	443,247	X: -1.20; Y: 4.50	8.68
4.81	117,048	563,217	X: -1.20; Y: 4.50	9.08	4.33	117,048	507,030	X: -1.20; Y: 4.50	9.08
1.46	35,240	51,373	X: -1.70; Y: 4.50	5.26	1.44	35,240	50,592	X: -1.70; Y: 4.50	5.26
1.80	46,217	83,161	X: -1.70; Y: 4.50	5.66	1.73	46,217	79,768	X: -1.70; Y: 4.50	5.66
2.15	56,031	120,442	X: -1.70; Y: 4.50	6.06	2.03	56,031	113,599	X: -1.70; Y: 4.50	6.06
2.49	65,275	162,827	X: -1.70; Y: 4.50	6.46	2.33	65,275	151,770	X: -1.70; Y: 4.50	6.46
2.86	73,356	209,818	X: -1.70; Y: 4.50	6.86	2.64	73,356	193,885	X: -1.70; Y: 4.50	6.86
3.22	81,263	261,687	X: -1.70; Y: 4.50	7.26	2.96	81,263	240,155	X: -1.70; Y: 4.50	7.26
3.57	89,096	318,347	X: -1.70; Y: 4.50	7.66	3.26	89,096	290,462	X: -1.70; Y: 4.50	7.66
3.92	96,831	379,763	X: -1.70; Y: 4.50	8.06	3.56	96,831	344,780	X: -1.70; Y: 4.50	8.06
4.27	104,468	445,897	X: -1.70; Y: 4.50	8.46	3.86	104,468	403,072	X: -1.70; Y: 4.50	8.46
4.65	111,050	516,074	X: -1.70; Y: 4.50	8.86	4.18	111,050	464,702	X: -1.70; Y: 4.50	8.86
4.99	118,617	591,675	X: -1.70; Y: 4.50	9.26	4.48	118,617	531,009	X: -1.70; Y: 4.50	9.26
1.74	35,348	61,642	X: -2.20; Y: 4.50	5.48	1.67	35,348	59,105	X: -2.20; Y: 4.50	5.48
2.12	45,558	96,430	X: -2.20; Y: 4.50	5.88	2.00	45,558	90,898	X: -2.20; Y: 4.50	5.88
2.42	56,264	136,327	X: -2.20; Y: 4.50	6.28	2.26	56,264	126,983	X: -2.20; Y: 4.50	6.28
2.75	65,868	181,441	X: -2.20; Y: 4.50	6.68	2.54	65,868	167,502	X: -2.20; Y: 4.50	6.68
3.10	74,634	231,289	X: -2.20; Y: 4.50	7.08	2.84	74,634	212,047	X: -2.20; Y: 4.50	7.08
3.46	82,665	285,818	X: -2.20; Y: 4.50	7.48	3.15	82,665	260,596	X: -2.20; Y: 4.50	7.48
3.81	90,570	345,131	X: -2.20; Y: 4.50	7.88	3.46	90,570	313,179	X: -2.20; Y: 4.50	7.88
4.16	98,370	409,180	X: -2.20; Y: 4.50	8.28	3.76	98,370	369,741	X: -2.20; Y: 4.50	8.28
4.51	106,059	477,931	X: -2.20; Y: 4.50	8.68	4.06	106,059	430,261	X: -2.20; Y: 4.50	8.68
4.89	112,642	550,699	X: -2.20; Y: 4.50	9.08	4.39	112,642	494,099	X: -2.20; Y: 4.50	9.08
5.23	120,256	628,905	X: -2.20; Y: 4.50	9.48	4.68	120,256	562,619	X: -2.20; Y: 4.50	9.48
2.18	35,085	76,627	X: -2.70; Y: 4.50	5.74	2.05	35,085	71,919	X: -2.70; Y: 4.50	5.74
2.51	45,868	115,088	X: -2.70; Y: 4.50	6.14	2.33	45,868	107,021	X: -2.70; Y: 4.50	6.14
2.83	56,029	158,309	X: -2.70; Y: 4.50	6.54	2.61	56,029	145,992	X: -2.70; Y: 4.50	6.54
3.13	65,882	206,532	X: -2.70; Y: 4.50	6.94	2.87	65,882	189,158	X: -2.70; Y: 4.50	6.94
3.41	76,057	259,569	X: -2.70; Y: 4.50	7.34	3.11	76,057	236,314	X: -2.70; Y: 4.50	7.34
3.82	82,967	316,668	X: -2.70; Y: 4.50	7.74	3.46	82,967	286,994	X: -2.70; Y: 4.50	7.74
4.17	90,994	379,035	X: -2.70; Y: 4.50	8.14	3.76	90,994	342,199	X: -2.70; Y: 4.50	8.14
4.51	98,961	446,116	X: -2.70; Y: 4.50	8.54	4.06	98,961	401,342	X: -2.70; Y: 4.50	8.54
4.85	106,819	517,891	X: -2.70; Y: 4.50	8.94	4.35	106,819	464,427	X: -2.70; Y: 4.50	8.94
5.19	114,564	594,328	X: -2.70; Y: 4.50	9.34	4.64	114,564	531,432	X: -2.70; Y: 4.50	9.34
5.57	121,169	674,771	X: -2.70; Y: 4.50	9.74	4.97	121,169	601,780	X: -2.70; Y: 4.50	9.74
2.79	34,874	97,180	X: -3.20; Y: 4.50	6.03	2.58	34,874	90,017	X: -3.20; Y: 4.50	6.03
3.04	45,608	138,793	X: -3.20; Y: 4.50	6.43	2.80	45,608	127,665	X: -3.20; Y: 4.50	6.43
3.32	55,919	185,501	X: -3.20; Y: 4.50	6.83	3.03	55,919	169,582	X: -3.20; Y: 4.50	6.83
3.60	65,932	237,179	X: -3.20; Y: 4.50	7.23	3.27	65,932	215,665	X: -3.20; Y: 4.50	7.23
3.88	75,674	293,737	X: -3.20; Y: 4.50	7.63	3.51	75,674	265,848	X: -3.20; Y: 4.50	7.63
4.20	84,488	354,842	X: -3.20; Y: 4.50	8.03	3.79	84,488	319,920	X: -3.20; Y: 4.50	8.03
4.54	92,677	420,531	X: -3.20; Y: 4.50	8.43	4.08	92,677	377,901	X: -3.20; Y: 4.50	8.43
4.91	99,883	490,365	X: -3.20; Y: 4.50	8.83	4.40	99,883	439,301	X: -3.20; Y: 4.50	8.83
5.24	107,916	565,539	X: -3.20; Y: 4.50	9.23	4.68	107,916	505,275	X: -3.20; Y: 4.50	9.23
5.57	115,786	645,374	X: -3.20; Y: 4.50	9.63	4.97	115,786	575,167	X: -3.20; Y: 4.50	9.63
5.91	123,523	729,835	X: -3.20; Y: 4.50	10.03	5.25	123,523	648,951	X: -3.20; Y: 4.50	10.03
3.57	34,488	123,020	X: -3.70; Y: 4.50	6.35	3.28	34,488	112,995	X: -3.70; Y: 4.50	6.35
3.70	45,528	168,525	X: -3.70; Y: 4.50	6.75	3.38	45,528	153,857	X: -3.70; Y: 4.50	6.75
3.90	56,131	219,033	X: -3.70; Y: 4.50	7.15	3.54	56,131	198,926	X: -3.70; Y: 4.50	7.15
4.14	66,346	274,452	X: -3.70; Y: 4.50	7.55	3.74	66,346	248,125	X: -3.70; Y: 4.50	7.55
4.42	75,590	334,220	X: -3.70; Y: 4.50	7.95	3.98	75,590	300,904	X: -3.70; Y: 4.50	7.95

Bishop					Fellenius				
CS	FrzRbit	FrzRes	Centro	Raggio	CS	FrzRbit	FrzRes	Centro	Raggio
	[N]	[N]	[m]	[m]		[N]	[N]	[m]	[m]
4.70	84,989	399,216	X: -3.70; Y: 4.50	8.35	4.21	84,989	358,222	X: -3.70; Y: 4.50	8.35
5.02	93,335	468,635	X: -3.70; Y: 4.50	8.75	4.49	93,335	419,363	X: -3.70; Y: 4.50	8.75
5.35	101,520	542,739	X: -3.70; Y: 4.50	9.15	4.77	101,520	484,441	X: -3.70; Y: 4.50	9.15
5.72	108,436	620,770	X: -3.70; Y: 4.50	9.55	5.10	108,436	552,759	X: -3.70; Y: 4.50	9.55
6.05	116,506	704,321	X: -3.70; Y: 4.50	9.95	5.37	116,506	625,809	X: -3.70; Y: 4.50	9.95
6.37	124,472	792,497	X: -3.70; Y: 4.50	10.35	5.65	124,472	702,742	X: -3.70; Y: 4.50	10.35
4.59	33,548	154,051	X: -4.20; Y: 4.50	6.68	4.19	33,548	140,644	X: -4.20; Y: 4.50	6.68
4.55	44,729	203,683	X: -4.20; Y: 4.50	7.08	4.13	44,729	184,892	X: -4.20; Y: 4.50	7.08
4.65	55,497	258,264	X: -4.20; Y: 4.50	7.48	4.20	55,497	233,334	X: -4.20; Y: 4.50	7.48
4.82	65,915	317,719	X: -4.20; Y: 4.50	7.88	4.34	65,915	285,894	X: -4.20; Y: 4.50	7.88
5.02	76,030	381,984	X: -4.20; Y: 4.50	8.28	4.50	76,030	342,509	X: -4.20; Y: 4.50	8.28
5.25	85,875	451,004	X: -4.20; Y: 4.50	8.68	4.69	85,875	403,135	X: -4.20; Y: 4.50	8.68
5.60	93,478	523,667	X: -4.20; Y: 4.50	9.08	4.99	93,478	466,891	X: -4.20; Y: 4.50	9.08
5.91	101,864	601,776	X: -4.20; Y: 4.50	9.48	5.26	101,864	535,378	X: -4.20; Y: 4.50	9.48
6.24	109,660	684,560	X: -4.20; Y: 4.50	9.88	5.54	109,660	607,844	X: -4.20; Y: 4.50	9.88
6.55	117,826	771,930	X: -4.20; Y: 4.50	10.28	5.81	117,826	684,071	X: -4.20; Y: 4.50	10.28
6.93	124,552	863,132	X: -4.20; Y: 4.50	10.68	6.13	124,552	763,520	X: -4.20; Y: 4.50	10.68
1.76	34,988	61,506	X: 0.30; Y: 5.00	5.40	1.76	34,988	61,695	X: 0.30; Y: 5.00	5.40
1.99	44,596	88,912	X: 0.30; Y: 5.00	5.80	1.97	44,596	87,651	X: 0.30; Y: 5.00	5.80
2.30	53,221	122,198	X: 0.30; Y: 5.00	6.20	2.23	53,221	118,440	X: 0.30; Y: 5.00	6.20
2.58	62,357	160,789	X: 0.30; Y: 5.00	6.60	2.47	62,357	153,852	X: 0.30; Y: 5.00	6.60
2.90	70,595	204,694	X: 0.30; Y: 5.00	7.00	2.74	70,595	193,658	X: 0.30; Y: 5.00	7.00
3.21	79,131	254,045	X: 0.30; Y: 5.00	7.40	3.01	79,131	238,182	X: 0.30; Y: 5.00	7.40
3.55	86,630	307,550	X: 0.30; Y: 5.00	7.80	3.30	86,630	286,037	X: 0.30; Y: 5.00	7.80
3.88	94,456	366,329	X: 0.30; Y: 5.00	8.20	3.58	94,456	338,445	X: 0.30; Y: 5.00	8.20
4.21	102,180	429,925	X: 0.30; Y: 5.00	8.60	3.86	102,180	394,921	X: 0.30; Y: 5.00	8.60
4.54	109,813	498,290	X: 0.30; Y: 5.00	9.00	4.15	109,813	455,419	X: 0.30; Y: 5.00	9.00
4.87	117,362	571,386	X: 0.30; Y: 5.00	9.40	4.43	117,362	519,905	X: 0.30; Y: 5.00	9.40
1.44	34,490	49,568	X: -0.20; Y: 5.00	5.34	1.47	34,490	50,605	X: -0.20; Y: 5.00	5.34
1.72	44,396	76,202	X: -0.20; Y: 5.00	5.74	1.71	44,396	75,773	X: -0.20; Y: 5.00	5.74
2.05	53,273	109,063	X: -0.20; Y: 5.00	6.14	1.99	53,273	106,167	X: -0.20; Y: 5.00	6.14
2.39	61,587	147,105	X: -0.20; Y: 5.00	6.54	2.29	61,587	140,929	X: -0.20; Y: 5.00	6.54
2.70	70,521	190,204	X: -0.20; Y: 5.00	6.94	2.55	70,521	180,090	X: -0.20; Y: 5.00	6.94
3.03	78,584	238,445	X: -0.20; Y: 5.00	7.34	2.84	78,584	223,545	X: -0.20; Y: 5.00	7.34
3.37	86,514	291,625	X: -0.20; Y: 5.00	7.74	3.13	86,514	271,188	X: -0.20; Y: 5.00	7.74
3.71	94,323	349,669	X: -0.20; Y: 5.00	8.14	3.42	94,323	322,951	X: -0.20; Y: 5.00	8.14
4.04	102,028	412,523	X: -0.20; Y: 5.00	8.54	3.71	102,028	378,776	X: -0.20; Y: 5.00	8.54
4.38	109,633	480,139	X: -0.20; Y: 5.00	8.94	4.00	109,633	438,623	X: -0.20; Y: 5.00	8.94
4.72	117,145	552,479	X: -0.20; Y: 5.00	9.34	4.29	117,145	502,455	X: -0.20; Y: 5.00	9.34
1.33	35,133	46,832	X: -0.70; Y: 5.00	5.42	1.36	35,133	47,945	X: -0.70; Y: 5.00	5.42
1.64	45,982	75,298	X: -0.70; Y: 5.00	5.82	1.62	45,982	74,617	X: -0.70; Y: 5.00	5.82
2.00	54,539	109,145	X: -0.70; Y: 5.00	6.22	1.94	54,539	105,690	X: -0.70; Y: 5.00	6.22
2.33	63,584	148,182	X: -0.70; Y: 5.00	6.62	2.22	63,584	141,335	X: -0.70; Y: 5.00	6.62
2.67	72,173	192,872	X: -0.70; Y: 5.00	7.02	2.52	72,173	181,848	X: -0.70; Y: 5.00	7.02
3.02	80,283	242,205	X: -0.70; Y: 5.00	7.42	2.82	80,283	226,218	X: -0.70; Y: 5.00	7.42
3.36	88,233	296,431	X: -0.70; Y: 5.00	7.82	3.11	88,233	274,738	X: -0.70; Y: 5.00	7.82
3.72	95,466	355,047	X: -0.70; Y: 5.00	8.22	3.42	95,466	326,889	X: -0.70; Y: 5.00	8.22
4.06	103,149	418,929	X: -0.70; Y: 5.00	8.62	3.72	103,149	383,593	X: -0.70; Y: 5.00	8.62
4.40	110,748	487,570	X: -0.70; Y: 5.00	9.02	4.01	110,748	444,315	X: -0.70; Y: 5.00	9.02
4.74	118,270	560,936	X: -0.70; Y: 5.00	9.42	4.30	118,270	509,024	X: -0.70; Y: 5.00	9.42
1.32	35,996	47,546	X: -1.20; Y: 5.00	5.55	1.34	35,996	48,270	X: -1.20; Y: 5.00	5.55
1.69	46,166	78,233	X: -1.20; Y: 5.00	5.95	1.66	46,166	76,678	X: -1.20; Y: 5.00	5.95
2.02	56,474	114,012	X: -1.20; Y: 5.00	6.35	1.94	56,474	109,519	X: -1.20; Y: 5.00	6.35
2.38	64,976	154,881	X: -1.20; Y: 5.00	6.75	2.26	64,976	146,665	X: -1.20; Y: 5.00	6.75
2.75	73,124	200,833	X: -1.20; Y: 5.00	7.15	2.57	73,124	188,167	X: -1.20; Y: 5.00	7.15
3.10	81,154	251,732	X: -1.20; Y: 5.00	7.55	2.88	81,154	233,878	X: -1.20; Y: 5.00	7.55
3.45	89,075	307,512	X: -1.20; Y: 5.00	7.95	3.19	89,075	283,728	X: -1.20; Y: 5.00	7.95
3.80	96,895	368,120	X: -1.20; Y: 5.00	8.35	3.48	96,895	337,664	X: -1.20; Y: 5.00	8.35
4.14	104,619	433,505	X: -1.20; Y: 5.00	8.75	3.78	104,619	395,634	X: -1.20; Y: 5.00	8.75
4.49	112,253	503,629	X: -1.20; Y: 5.00	9.15	4.08	112,253	457,605	X: -1.20; Y: 5.00	9.15
4.83	119,799	578,459	X: -1.20; Y: 5.00	9.55	4.37	119,799	523,543	X: -1.20; Y: 5.00	9.55
1.48	35,613	52,619	X: -1.70; Y: 5.00	5.72	1.46	35,613	52,152	X: -1.70; Y: 5.00	5.72
1.82	46,965	85,435	X: -1.70; Y: 5.00	6.12	1.76	46,965	82,544	X: -1.70; Y: 5.00	6.12
2.18	56,810	123,702	X: -1.70; Y: 5.00	6.52	2.07	56,810	117,500	X: -1.70; Y: 5.00	6.52
2.54	65,734	166,856	X: -1.70; Y: 5.00	6.92	2.38	65,734	156,627	X: -1.70; Y: 5.00	6.92
2.88	74,682	214,807	X: -1.70; Y: 5.00	7.32	2.68	74,682	199,866	X: -1.70; Y: 5.00	7.32
3.23	82,803	267,766	X: -1.70; Y: 5.00	7.72	2.99	82,803	247,345	X: -1.70; Y: 5.00	7.72
3.59	90,788	325,578	X: -1.70; Y: 5.00	8.12	3.29	90,788	298,929	X: -1.70; Y: 5.00	8.12
3.94	98,645	388,194	X: -1.70; Y: 5.00	8.52	3.59	98,645	354,571	X: -1.70; Y: 5.00	8.52
4.28	106,390	455,566	X: -1.70; Y: 5.00	8.92	3.89	106,390	414,228	X: -1.70; Y: 5.00	8.92
4.63	114,026	527,662	X: -1.70; Y: 5.00	9.32	4.19	114,026	477,867	X: -1.70; Y: 5.00	9.32
5.00	120,838	603,976	X: -1.70; Y: 5.00	9.72	4.51	120,838	545,022	X: -1.70; Y: 5.00	9.72
1.73	35,775	61,746	X: -2.20; Y: 5.00	5.93	1.67	35,775	59,737	X: -2.20; Y: 5.00	5.93
2.06	47,193	97,406	X: -2.20; Y: 5.00	6.33	1.96	47,193	92,622	X: -2.20; Y: 5.00	6.33
2.41	57,331	138,229	X: -2.20; Y: 5.00	6.73	2.26	57,331	129,809	X: -2.20; Y: 5.00	6.73
2.75	67,029	184,157	X: -2.20; Y: 5.00	7.13	2.56	67,029	171,323	X: -2.20; Y: 5.00	7.13
3.11	75,393	234,699	X: -2.20; Y: 5.00	7.53	2.88	75,393	216,783	X: -2.20; Y: 5.00	7.53
3.47	83,572	290,143	X: -2.20; Y: 5.00	7.93	3.19	83,572	266,406	X: -2.20; Y: 5.00	7.93
3.82	91,642	350,407	X: -2.20; Y: 5.00	8.33	3.49	91,642	320,089	X: -2.20; Y: 5.00	8.33
4.17	99,593	415,455	X: -2.20; Y: 5.00	8.73	3.79	99,593	377,804	X: -2.20; Y: 5.00	8.73
4.52	107,430	485,246	X: -2.20; Y: 5.00	9.13	4.09	107,430	439,515	X: -2.20; Y: 5.00	9.13
4.89	114,370	559,205	X: -2.20; Y: 5.00	9.53	4.41	114,370	504,675	X: -2.20; Y: 5.00	9.53
5.23	122,090	638,488	X: -2.20; Y: 5.00	9.93	4.70	122,090	574,414	X: -2.20; Y: 5.00	9.93

Bishop					Fellenius				
CS	FrzRbit	FrzRes	Centro	Raggio	CS	FrzRbit	FrzRes	Centro	Raggio
	[N]	[N]	[m]	[m]		[N]	[N]	[m]	[m]
2.11	35,930	75,837	X: -2.70; Y: 5.00	6.17	2.00	35,930	71,944	X: -2.70; Y: 5.00	6.17
2.46	46,467	114,372	X: -2.70; Y: 5.00	6.57	2.31	46,467	107,271	X: -2.70; Y: 5.00	6.57
2.75	57,408	158,042	X: -2.70; Y: 5.00	6.97	2.56	57,408	146,865	X: -2.70; Y: 5.00	6.97
3.07	67,316	206,915	X: -2.70; Y: 5.00	7.37	2.84	67,316	190,898	X: -2.70; Y: 5.00	7.37
3.41	76,334	260,513	X: -2.70; Y: 5.00	7.77	3.13	76,334	238,949	X: -2.70; Y: 5.00	7.77
3.77	84,638	318,820	X: -2.70; Y: 5.00	8.17	3.44	84,638	291,020	X: -2.70; Y: 5.00	8.17
4.12	92,793	381,939	X: -2.70; Y: 5.00	8.57	3.74	92,793	347,144	X: -2.70; Y: 5.00	8.57
4.46	100,827	449,824	X: -2.70; Y: 5.00	8.97	4.04	100,827	407,275	X: -2.70; Y: 5.00	8.97
4.80	108,734	522,436	X: -2.70; Y: 5.00	9.37	4.34	108,734	471,385	X: -2.70; Y: 5.00	9.37
5.15	116,522	599,747	X: -2.70; Y: 5.00	9.77	4.63	116,522	539,447	X: -2.70; Y: 5.00	9.77
5.52	123,416	681,235	X: -2.70; Y: 5.00	10.17	4.95	123,416	610,997	X: -2.70; Y: 5.00	10.17
2.65	35,580	94,361	X: -3.20; Y: 5.00	6.44	2.48	35,580	88,195	X: -3.20; Y: 5.00	6.44
2.93	46,612	136,670	X: -3.20; Y: 5.00	6.84	2.72	46,612	126,850	X: -3.20; Y: 5.00	6.84
3.22	57,053	183,801	X: -3.20; Y: 5.00	7.24	2.97	57,053	169,445	X: -3.20; Y: 5.00	7.24
3.51	67,179	235,949	X: -3.20; Y: 5.00	7.64	3.22	67,179	216,249	X: -3.20; Y: 5.00	7.64
3.81	76,876	292,965	X: -3.20; Y: 5.00	8.04	3.48	76,876	267,157	X: -3.20; Y: 5.00	8.04
4.18	84,780	353,980	X: -3.20; Y: 5.00	8.44	3.79	84,780	321,415	X: -3.20; Y: 5.00	8.44
4.52	93,044	420,302	X: -3.20; Y: 5.00	8.84	4.09	93,044	380,281	X: -3.20; Y: 5.00	8.84
4.85	101,230	491,366	X: -3.20; Y: 5.00	9.24	4.38	101,230	443,111	X: -3.20; Y: 5.00	9.24
5.19	109,296	567,151	X: -3.20; Y: 5.00	9.64	4.67	109,296	509,907	X: -3.20; Y: 5.00	9.64
5.52	117,243	647,626	X: -3.20; Y: 5.00	10.04	4.95	117,243	580,647	X: -3.20; Y: 5.00	10.04
5.86	125,072	732,761	X: -3.20; Y: 5.00	10.44	5.24	125,072	655,307	X: -3.20; Y: 5.00	10.44
3.36	35,288	118,422	X: -3.70; Y: 5.00	6.73	3.11	35,288	109,687	X: -3.70; Y: 5.00	6.73
3.54	46,293	164,067	X: -3.70; Y: 5.00	7.13	3.26	46,293	151,023	X: -3.70; Y: 5.00	7.13
3.78	56,862	214,804	X: -3.70; Y: 5.00	7.53	3.46	56,862	196,645	X: -3.70; Y: 5.00	7.53
4.03	67,122	270,517	X: -3.70; Y: 5.00	7.93	3.67	67,122	246,445	X: -3.70; Y: 5.00	7.93
4.29	77,111	331,126	X: -3.70; Y: 5.00	8.33	3.90	77,111	300,364	X: -3.70; Y: 5.00	8.33
4.61	86,040	396,239	X: -3.70; Y: 5.00	8.73	4.16	86,040	358,151	X: -3.70; Y: 5.00	8.73
4.93	94,464	466,007	X: -3.70; Y: 5.00	9.13	4.44	94,464	419,892	X: -3.70; Y: 5.00	9.13
5.30	101,931	539,934	X: -3.70; Y: 5.00	9.53	4.76	101,931	485,058	X: -3.70; Y: 5.00	9.53
5.62	110,155	619,215	X: -3.70; Y: 5.00	9.93	5.04	110,155	554,819	X: -3.70; Y: 5.00	9.93
5.95	118,258	703,178	X: -3.70; Y: 5.00	10.33	5.31	118,258	628,515	X: -3.70; Y: 5.00	10.33
6.27	126,195	791,799	X: -3.70; Y: 5.00	10.73	5.60	126,195	706,134	X: -3.70; Y: 5.00	10.73
4.24	34,891	147,820	X: -4.20; Y: 5.00	7.05	3.90	34,891	136,076	X: -4.20; Y: 5.00	7.05
4.28	46,143	197,441	X: -4.20; Y: 5.00	7.45	3.92	46,143	180,686	X: -4.20; Y: 5.00	7.45
4.42	56,968	252,059	X: -4.20; Y: 5.00	7.85	4.03	56,968	229,515	X: -4.20; Y: 5.00	7.85
4.62	67,411	311,597	X: -4.20; Y: 5.00	8.25	4.19	67,411	282,495	X: -4.20; Y: 5.00	8.25
4.88	76,927	375,497	X: -4.20; Y: 5.00	8.65	4.41	76,927	339,067	X: -4.20; Y: 5.00	8.65
5.14	86,414	444,558	X: -4.20; Y: 5.00	9.05	4.63	86,414	400,135	X: -4.20; Y: 5.00	9.05
5.46	94,975	518,111	X: -4.20; Y: 5.00	9.45	4.90	94,975	465,081	X: -4.20; Y: 5.00	9.45
5.77	103,375	596,378	X: -4.20; Y: 5.00	9.85	5.17	103,375	533,989	X: -4.20; Y: 5.00	9.85
6.09	111,635	679,323	X: -4.20; Y: 5.00	10.25	5.44	111,635	606,820	X: -4.20; Y: 5.00	10.25
6.45	118,765	766,301	X: -4.20; Y: 5.00	10.65	5.75	118,765	683,012	X: -4.20; Y: 5.00	10.65
6.77	126,906	858,688	X: -4.20; Y: 5.00	11.05	6.02	126,906	763,818	X: -4.20; Y: 5.00	11.05
1.84	34,665	63,872	X: 0.30; Y: 5.50	5.89	1.85	34,665	64,028	X: 0.30; Y: 5.50	5.89
2.07	44,533	92,226	X: 0.30; Y: 5.50	6.29	2.04	44,533	91,030	X: 0.30; Y: 5.50	6.29
2.34	54,177	126,811	X: 0.30; Y: 5.50	6.69	2.28	54,177	123,357	X: 0.30; Y: 5.50	6.69
2.65	62,900	166,780	X: 0.30; Y: 5.50	7.09	2.55	62,900	160,114	X: 0.30; Y: 5.50	7.09
2.97	71,368	212,015	X: 0.30; Y: 5.50	7.49	2.82	71,368	201,350	X: 0.30; Y: 5.50	7.49
3.30	79,586	262,367	X: 0.30; Y: 5.50	7.89	3.10	79,586	246,924	X: 0.30; Y: 5.50	7.89
3.61	88,090	318,068	X: 0.30; Y: 5.50	8.29	3.37	88,090	297,114	X: 0.30; Y: 5.50	8.29
3.95	95,669	377,979	X: 0.30; Y: 5.50	8.69	3.67	95,669	350,717	X: 0.30; Y: 5.50	8.69
4.28	103,552	443,102	X: 0.30; Y: 5.50	9.09	3.95	103,552	408,805	X: 0.30; Y: 5.50	9.09
4.61	111,343	513,035	X: 0.30; Y: 5.50	9.49	4.23	111,343	470,953	X: 0.30; Y: 5.50	9.49
4.94	119,049	587,734	X: 0.30; Y: 5.50	9.89	4.51	119,049	537,123	X: 0.30; Y: 5.50	9.89
1.52	34,656	52,585	X: -0.20; Y: 5.50	5.84	1.55	34,656	53,576	X: -0.20; Y: 5.50	5.84
1.80	44,413	80,145	X: -0.20; Y: 5.50	6.24	1.80	44,413	79,735	X: -0.20; Y: 5.50	6.24
2.14	53,361	114,115	X: -0.20; Y: 5.50	6.64	2.09	53,361	111,303	X: -0.20; Y: 5.50	6.64
2.44	62,744	153,332	X: -0.20; Y: 5.50	7.04	2.35	62,744	147,449	X: -0.20; Y: 5.50	7.04
2.78	71,266	197,913	X: -0.20; Y: 5.50	7.44	2.64	71,266	188,093	X: -0.20; Y: 5.50	7.44
3.11	79,542	247,600	X: -0.20; Y: 5.50	7.84	2.93	79,542	233,079	X: -0.20; Y: 5.50	7.84
3.45	87,618	302,284	X: -0.20; Y: 5.50	8.24	3.22	87,618	282,305	X: -0.20; Y: 5.50	8.24
3.79	95,584	361,877	X: -0.20; Y: 5.50	8.64	3.51	95,584	335,695	X: -0.20; Y: 5.50	8.64
4.12	103,449	426,324	X: -0.20; Y: 5.50	9.04	3.80	103,449	393,190	X: -0.20; Y: 5.50	9.04
4.46	111,220	495,573	X: -0.20; Y: 5.50	9.44	4.09	111,220	454,743	X: -0.20; Y: 5.50	9.44
4.79	118,899	569,585	X: -0.20; Y: 5.50	9.84	4.38	118,899	520,316	X: -0.20; Y: 5.50	9.84
1.40	35,377	49,653	X: -0.70; Y: 5.50	5.91	1.43	35,377	50,738	X: -0.70; Y: 5.50	5.91
1.72	45,937	78,874	X: -0.70; Y: 5.50	6.31	1.70	45,937	78,269	X: -0.70; Y: 5.50	6.31
2.05	55,405	113,733	X: -0.70; Y: 5.50	6.71	2.00	55,405	110,578	X: -0.70; Y: 5.50	6.71
2.40	64,078	154,107	X: -0.70; Y: 5.50	7.11	2.30	64,078	147,577	X: -0.70; Y: 5.50	7.11
2.75	72,744	200,009	X: -0.70; Y: 5.50	7.51	2.60	72,744	189,388	X: -0.70; Y: 5.50	7.51
3.10	80,995	250,726	X: -0.70; Y: 5.50	7.91	2.90	80,995	235,240	X: -0.70; Y: 5.50	7.91
3.44	89,111	306,390	X: -0.70; Y: 5.50	8.31	3.20	89,111	285,290	X: -0.70; Y: 5.50	8.31
3.78	97,095	366,932	X: -0.70; Y: 5.50	8.71	3.50	97,095	339,475	X: -0.70; Y: 5.50	8.71
4.13	104,458	431,916	X: -0.70; Y: 5.50	9.11	3.80	104,458	397,348	X: -0.70; Y: 5.50	9.11
4.47	112,217	502,103	X: -0.70; Y: 5.50	9.51	4.10	112,217	459,697	X: -0.70; Y: 5.50	9.51
4.81	119,897	577,050	X: -0.70; Y: 5.50	9.91	4.39	119,897	526,068	X: -0.70; Y: 5.50	9.91
1.37	36,344	49,879	X: -1.20; Y: 5.50	6.03	1.39	36,344	50,682	X: -1.20; Y: 5.50	6.03
1.72	47,235	81,041	X: -1.20; Y: 5.50	6.43	1.69	47,235	79,765	X: -1.20; Y: 5.50	6.43
2.08	56,684	118,025	X: -1.20; Y: 5.50	6.83	2.01	56,684	113,894	X: -1.20; Y: 5.50	6.83
2.45	65,213	160,055	X: -1.20; Y: 5.50	7.23	2.34	65,213	152,315	X: -1.20; Y: 5.50	7.23
2.81	73,638	207,192	X: -1.20; Y: 5.50	7.63	2.65	73,638	195,115	X: -1.20; Y: 5.50	7.63
3.14	82,520	259,274	X: -1.20; Y: 5.50	8.03	2.93	82,520	242,149	X: -1.20; Y: 5.50	8.03

Bishop					Fellenius				
CS	FrzRbit	FrzRes	Centro	Raggio	CS	FrzRbit	FrzRes	Centro	Raggio
	[N]	[N]	[m]	[m]		[N]	[N]	[m]	[m]
3.49	90,624	316,374	X: -1.20; Y: 5.50	8.43	3.24	90,624	293,422	X: -1.20; Y: 5.50	8.43
3.84	98,597	378,346	X: -1.20; Y: 5.50	8.83	3.54	98,597	348,823	X: -1.20; Y: 5.50	8.83
4.18	106,455	445,141	X: -1.20; Y: 5.50	9.23	3.84	106,455	408,304	X: -1.20; Y: 5.50	9.23
4.52	114,206	516,715	X: -1.20; Y: 5.50	9.63	4.13	114,206	471,818	X: -1.20; Y: 5.50	9.63
4.87	121,861	593,028	X: -1.20; Y: 5.50	10.03	4.43	121,861	539,335	X: -1.20; Y: 5.50	10.03
1.47	36,844	54,026	X: -1.70; Y: 5.50	6.19	1.46	36,844	53,926	X: -1.70; Y: 5.50	6.19
1.85	47,252	87,590	X: -1.70; Y: 5.50	6.59	1.80	47,252	85,064	X: -1.70; Y: 5.50	6.59
2.19	58,037	126,830	X: -1.70; Y: 5.50	6.99	2.09	58,037	121,198	X: -1.70; Y: 5.50	6.99
2.56	66,767	170,867	X: -1.70; Y: 5.50	7.39	2.42	66,767	161,366	X: -1.70; Y: 5.50	7.39
2.92	75,305	219,971	X: -1.70; Y: 5.50	7.79	2.73	75,305	205,867	X: -1.70; Y: 5.50	7.79
3.28	83,636	274,057	X: -1.70; Y: 5.50	8.19	3.04	83,636	254,603	X: -1.70; Y: 5.50	8.19
3.63	91,765	333,055	X: -1.70; Y: 5.50	8.59	3.35	91,765	307,499	X: -1.70; Y: 5.50	8.59
3.98	99,773	396,895	X: -1.70; Y: 5.50	8.99	3.65	99,773	364,492	X: -1.70; Y: 5.50	8.99
4.32	107,673	465,535	X: -1.70; Y: 5.50	9.39	3.95	107,673	425,538	X: -1.70; Y: 5.50	9.39
4.67	115,465	538,935	X: -1.70; Y: 5.50	9.79	4.25	115,465	490,600	X: -1.70; Y: 5.50	9.79
5.03	122,532	616,629	X: -1.70; Y: 5.50	10.19	4.56	122,532	559,235	X: -1.70; Y: 5.50	10.19
1.72	36,327	62,475	X: -2.20; Y: 5.50	6.38	1.68	36,327	60,940	X: -2.20; Y: 5.50	6.38
2.07	47,616	98,443	X: -2.20; Y: 5.50	6.78	1.98	47,616	94,237	X: -2.20; Y: 5.50	6.78
2.42	58,079	140,350	X: -2.20; Y: 5.50	7.18	2.28	58,079	132,703	X: -2.20; Y: 5.50	7.18
2.78	67,346	186,967	X: -2.20; Y: 5.50	7.58	2.60	67,346	175,110	X: -2.20; Y: 5.50	7.58
3.14	75,896	238,435	X: -2.20; Y: 5.50	7.98	2.92	75,896	221,663	X: -2.20; Y: 5.50	7.98
3.47	84,871	294,782	X: -2.20; Y: 5.50	8.38	3.21	84,871	272,319	X: -2.20; Y: 5.50	8.38
3.83	93,084	356,076	X: -2.20; Y: 5.50	8.78	3.51	93,084	327,179	X: -2.20; Y: 5.50	8.78
4.17	101,155	422,196	X: -2.20; Y: 5.50	9.18	3.82	101,155	386,114	X: -2.20; Y: 5.50	9.18
4.52	109,098	493,098	X: -2.20; Y: 5.50	9.58	4.12	109,098	449,083	X: -2.20; Y: 5.50	9.58
4.89	116,295	568,299	X: -2.20; Y: 5.50	9.98	4.43	116,295	515,618	X: -2.20; Y: 5.50	9.98
5.25	123,603	648,768	X: -2.20; Y: 5.50	10.38	4.75	123,603	586,694	X: -2.20; Y: 5.50	10.38
2.07	36,333	75,053	X: -2.70; Y: 5.50	6.60	1.98	36,333	71,786	X: -2.70; Y: 5.50	6.60
2.39	47,918	114,302	X: -2.70; Y: 5.50	7.00	2.25	47,918	108,023	X: -2.70; Y: 5.50	7.00
2.72	58,326	158,765	X: -2.70; Y: 5.50	7.40	2.55	58,326	148,637	X: -2.70; Y: 5.50	7.40
3.05	68,371	208,346	X: -2.70; Y: 5.50	7.80	2.83	68,371	193,574	X: -2.70; Y: 5.50	7.80
3.41	77,026	262,533	X: -2.70; Y: 5.50	8.20	3.15	77,026	242,453	X: -2.70; Y: 5.50	8.20
3.76	85,455	321,647	X: -2.70; Y: 5.50	8.60	3.46	85,455	295,508	X: -2.70; Y: 5.50	8.60
4.11	93,753	385,611	X: -2.70; Y: 5.50	9.00	3.76	93,753	352,649	X: -2.70; Y: 5.50	9.00
4.46	101,915	454,382	X: -2.70; Y: 5.50	9.40	4.06	101,915	413,839	X: -2.70; Y: 5.50	9.40
4.80	109,953	527,920	X: -2.70; Y: 5.50	9.80	4.36	109,953	479,044	X: -2.70; Y: 5.50	9.80
5.17	117,201	605,720	X: -2.70; Y: 5.50	10.20	4.67	117,201	547,782	X: -2.70; Y: 5.50	10.20
5.51	125,083	688,775	X: -2.70; Y: 5.50	10.60	4.96	125,083	621,031	X: -2.70; Y: 5.50	10.60
2.55	36,352	92,541	X: -3.20; Y: 5.50	6.85	2.40	36,352	87,265	X: -3.20; Y: 5.50	6.85
2.86	47,163	134,897	X: -3.20; Y: 5.50	7.25	2.67	47,163	126,156	X: -3.20; Y: 5.50	7.25
3.13	58,311	182,404	X: -3.20; Y: 5.50	7.65	2.90	58,311	169,304	X: -3.20; Y: 5.50	7.65
3.43	68,482	235,101	X: -3.20; Y: 5.50	8.05	3.17	68,482	216,894	X: -3.20; Y: 5.50	8.05
3.76	77,725	292,513	X: -3.20; Y: 5.50	8.45	3.45	77,725	268,494	X: -3.20; Y: 5.50	8.45
4.11	86,274	354,657	X: -3.20; Y: 5.50	8.85	3.76	86,274	324,134	X: -3.20; Y: 5.50	8.85
4.45	94,665	421,637	X: -3.20; Y: 5.50	9.25	4.05	94,665	383,844	X: -3.20; Y: 5.50	9.25
4.79	102,916	493,408	X: -3.20; Y: 5.50	9.65	4.35	102,916	447,583	X: -3.20; Y: 5.50	9.65
5.13	111,034	569,933	X: -3.20; Y: 5.50	10.05	4.64	111,034	515,321	X: -3.20; Y: 5.50	10.05
5.47	119,024	651,177	X: -3.20; Y: 5.50	10.45	4.93	119,024	587,035	X: -3.20; Y: 5.50	10.45
5.84	126,167	736,635	X: -3.20; Y: 5.50	10.85	5.25	126,167	662,257	X: -3.20; Y: 5.50	10.85
3.19	35,935	114,590	X: -3.70; Y: 5.50	7.13	2.98	35,935	106,937	X: -3.70; Y: 5.50	7.13
3.41	47,198	160,805	X: -3.70; Y: 5.50	7.53	3.16	47,198	149,174	X: -3.70; Y: 5.50	7.53
3.66	57,878	211,889	X: -3.70; Y: 5.50	7.93	3.38	57,878	195,415	X: -3.70; Y: 5.50	7.93
3.93	68,244	267,995	X: -3.70; Y: 5.50	8.33	3.60	68,244	245,877	X: -3.70; Y: 5.50	8.33
4.21	78,106	328,952	X: -3.70; Y: 5.50	8.73	3.85	78,106	300,435	X: -3.70; Y: 5.50	8.73
4.54	86,803	394,411	X: -3.70; Y: 5.50	9.13	4.13	86,803	358,870	X: -3.70; Y: 5.50	9.13
4.90	94,787	464,275	X: -3.70; Y: 5.50	9.53	4.44	94,787	420,945	X: -3.70; Y: 5.50	9.53
5.23	103,177	539,348	X: -3.70; Y: 5.50	9.93	4.72	103,177	487,478	X: -3.70; Y: 5.50	9.93
5.56	111,437	619,162	X: -3.70; Y: 5.50	10.33	5.01	111,437	558,001	X: -3.70; Y: 5.50	10.33
5.88	119,578	703,689	X: -3.70; Y: 5.50	10.73	5.29	119,578	632,486	X: -3.70; Y: 5.50	10.73
6.21	127,597	792,900	X: -3.70; Y: 5.50	11.13	5.57	127,597	710,915	X: -3.70; Y: 5.50	11.13
3.99	35,616	142,164	X: -4.20; Y: 5.50	7.43	3.70	35,616	131,805	X: -4.20; Y: 5.50	7.43
4.10	46,845	191,863	X: -4.20; Y: 5.50	7.83	3.78	46,845	176,841	X: -4.20; Y: 5.50	7.83
4.28	57,635	246,648	X: -4.20; Y: 5.50	8.23	3.92	57,635	226,173	X: -4.20; Y: 5.50	8.23
4.50	68,117	306,412	X: -4.20; Y: 5.50	8.63	4.11	68,117	279,695	X: -4.20; Y: 5.50	8.63
4.74	78,323	371,084	X: -4.20; Y: 5.50	9.03	4.31	78,323	337,351	X: -4.20; Y: 5.50	9.03
5.04	87,362	440,216	X: -4.20; Y: 5.50	9.43	4.57	87,362	398,856	X: -4.20; Y: 5.50	9.43
5.36	95,997	514,064	X: -4.20; Y: 5.50	9.83	4.84	95,997	464,362	X: -4.20; Y: 5.50	9.83
5.67	104,484	592,654	X: -4.20; Y: 5.50	10.23	5.11	104,484	533,845	X: -4.20; Y: 5.50	10.23
6.03	112,110	675,481	X: -4.20; Y: 5.50	10.63	5.41	112,110	606,846	X: -4.20; Y: 5.50	10.63
6.34	120,402	763,574	X: -4.20; Y: 5.50	11.03	5.68	120,402	684,347	X: -4.20; Y: 5.50	11.03
6.66	128,546	856,345	X: -4.20; Y: 5.50	11.43	5.96	128,546	765,789	X: -4.20; Y: 5.50	11.43
1.93	34,475	66,434	X: 0.30; Y: 6.00	6.39	1.93	34,475	66,603	X: 0.30; Y: 6.00	6.39
2.15	44,478	95,740	X: 0.30; Y: 6.00	6.79	2.13	44,478	94,599	X: 0.30; Y: 6.00	6.79
2.41	54,393	131,350	X: 0.30; Y: 6.00	7.19	2.35	54,393	128,044	X: 0.30; Y: 6.00	7.19
2.73	63,274	172,575	X: 0.30; Y: 6.00	7.59	2.63	63,274	166,141	X: 0.30; Y: 6.00	7.59
3.05	71,891	219,134	X: 0.30; Y: 6.00	7.99	2.90	71,891	208,784	X: 0.30; Y: 6.00	7.99
3.35	80,944	270,783	X: 0.30; Y: 6.00	8.39	3.16	80,944	255,831	X: 0.30; Y: 6.00	8.39
3.67	89,239	327,557	X: 0.30; Y: 6.00	8.79	3.44	89,239	307,157	X: 0.30; Y: 6.00	8.79
4.00	97,392	389,297	X: 0.30; Y: 6.00	9.19	3.72	97,392	362,693	X: 0.30; Y: 6.00	9.19
4.33	105,415	455,935	X: 0.30; Y: 6.00	9.59	4.01	105,415	422,373	X: 0.30; Y: 6.00	9.59
4.65	113,327	527,422	X: 0.30; Y: 6.00	9.99	4.29	113,327	486,150	X: 0.30; Y: 6.00	9.99
4.98	121,141	603,710	X: 0.30; Y: 6.00	10.39	4.57	121,141	553,983	X: 0.30; Y: 6.00	10.39
1.60	34,557	55,272	X: -0.20; Y: 6.00	6.33	1.63	34,557	56,214	X: -0.20; Y: 6.00	6.33

Bishop					Fellenius				
CS	FrzRbit	FrzRes	Centro	Raggio	CS	FrzRbit	FrzRes	Centro	Raggio
	[N]	[N]	[m]	[m]		[N]	[N]	[m]	[m]
1.88	44,488	83,840	X: -0.20; Y: 6.00	6.73	1.88	44,488	83,446	X: -0.20; Y: 6.00	6.73
2.19	54,067	118,615	X: -0.20; Y: 6.00	7.13	2.15	54,067	115,975	X: -0.20; Y: 6.00	7.13
2.52	63,207	159,404	X: -0.20; Y: 6.00	7.53	2.43	63,207	153,710	X: -0.20; Y: 6.00	7.53
2.86	71,777	205,365	X: -0.20; Y: 6.00	7.93	2.73	71,777	195,803	X: -0.20; Y: 6.00	7.93
3.20	80,227	256,475	X: -0.20; Y: 6.00	8.33	3.02	80,227	242,294	X: -0.20; Y: 6.00	8.33
3.51	89,088	312,565	X: -0.20; Y: 6.00	8.73	3.29	89,088	293,067	X: -0.20; Y: 6.00	8.73
3.84	97,229	373,683	X: -0.20; Y: 6.00	9.13	3.58	97,229	348,056	X: -0.20; Y: 6.00	9.13
4.18	105,245	439,695	X: -0.20; Y: 6.00	9.53	3.87	105,245	407,193	X: -0.20; Y: 6.00	9.53
4.51	113,146	510,550	X: -0.20; Y: 6.00	9.93	4.16	113,146	470,423	X: -0.20; Y: 6.00	9.93
4.85	120,943	586,206	X: -0.20; Y: 6.00	10.33	4.45	120,943	537,708	X: -0.20; Y: 6.00	10.33
1.47	35,510	52,169	X: -0.70; Y: 6.00	6.40	1.50	35,510	53,215	X: -0.70; Y: 6.00	6.40
1.80	45,696	82,147	X: -0.70; Y: 6.00	6.80	1.78	45,696	81,563	X: -0.70; Y: 6.00	6.80
2.13	55,570	118,244	X: -0.70; Y: 6.00	7.20	2.07	55,570	115,257	X: -0.70; Y: 6.00	7.20
2.48	64,352	159,855	X: -0.70; Y: 6.00	7.60	2.39	64,352	153,586	X: -0.70; Y: 6.00	7.60
2.83	72,929	206,734	X: -0.70; Y: 6.00	8.00	2.69	72,929	196,442	X: -0.70; Y: 6.00	8.00
3.15	82,234	258,961	X: -0.70; Y: 6.00	8.40	2.97	82,234	243,974	X: -0.70; Y: 6.00	8.40
3.49	90,551	316,044	X: -0.70; Y: 6.00	8.80	3.26	90,551	295,535	X: -0.70; Y: 6.00	8.80
3.83	98,713	378,055	X: -0.70; Y: 6.00	9.20	3.56	98,713	351,276	X: -0.70; Y: 6.00	9.20
4.17	106,731	444,937	X: -0.70; Y: 6.00	9.60	3.85	106,731	411,137	X: -0.70; Y: 6.00	9.60
4.52	114,182	516,307	X: -0.70; Y: 6.00	10.00	4.16	114,182	474,739	X: -0.70; Y: 6.00	10.00
4.86	121,968	592,825	X: -0.70; Y: 6.00	10.40	4.45	121,968	542,757	X: -0.70; Y: 6.00	10.40
1.42	36,550	51,984	X: -1.20; Y: 6.00	6.51	1.45	36,550	52,841	X: -1.20; Y: 6.00	6.51
1.77	47,461	84,160	X: -1.20; Y: 6.00	6.91	1.75	47,461	83,065	X: -1.20; Y: 6.00	6.91
2.16	56,490	121,749	X: -1.20; Y: 6.00	7.31	2.09	56,490	117,864	X: -1.20; Y: 6.00	7.31
2.50	66,104	165,019	X: -1.20; Y: 6.00	7.71	2.39	66,104	157,729	X: -1.20; Y: 6.00	7.71
2.85	74,778	213,361	X: -1.20; Y: 6.00	8.11	2.70	74,778	201,839	X: -1.20; Y: 6.00	8.11
3.20	83,276	266,783	X: -1.20; Y: 6.00	8.51	3.01	83,276	250,287	X: -1.20; Y: 6.00	8.51
3.55	91,528	325,201	X: -1.20; Y: 6.00	8.91	3.31	91,528	302,985	X: -1.20; Y: 6.00	8.91
3.90	99,641	388,539	X: -1.20; Y: 6.00	9.31	3.61	99,641	359,855	X: -1.20; Y: 6.00	9.31
4.24	107,643	456,738	X: -1.20; Y: 6.00	9.71	3.91	107,643	420,840	X: -1.20; Y: 6.00	9.71
4.58	115,544	529,755	X: -1.20; Y: 6.00	10.11	4.21	115,544	485,895	X: -1.20; Y: 6.00	10.11
4.93	123,348	607,547	X: -1.20; Y: 6.00	10.51	4.50	123,348	554,986	X: -1.20; Y: 6.00	10.51
1.50	37,031	55,481	X: -1.70; Y: 6.00	6.66	1.50	37,031	55,587	X: -1.70; Y: 6.00	6.66
1.89	47,653	90,079	X: -1.70; Y: 6.00	7.06	1.84	47,653	87,882	X: -1.70; Y: 6.00	7.06
2.24	57,957	129,765	X: -1.70; Y: 6.00	7.46	2.15	57,957	124,572	X: -1.70; Y: 6.00	7.46
2.61	67,064	175,000	X: -1.70; Y: 6.00	7.86	2.48	67,064	166,100	X: -1.70; Y: 6.00	7.86
2.98	75,687	225,210	X: -1.70; Y: 6.00	8.26	2.80	75,687	211,828	X: -1.70; Y: 6.00	8.26
3.33	84,163	280,449	X: -1.70; Y: 6.00	8.66	3.11	84,163	261,842	X: -1.70; Y: 6.00	8.66
3.68	92,489	340,643	X: -1.70; Y: 6.00	9.06	3.42	92,489	316,060	X: -1.70; Y: 6.00	9.06
4.01	101,183	405,683	X: -1.70; Y: 6.00	9.46	3.70	101,183	374,378	X: -1.70; Y: 6.00	9.46
4.35	109,216	475,615	X: -1.70; Y: 6.00	9.86	4.00	109,216	436,835	X: -1.70; Y: 6.00	9.86
4.70	117,130	550,345	X: -1.70; Y: 6.00	10.26	4.30	117,130	503,342	X: -1.70; Y: 6.00	10.26
5.06	124,394	629,445	X: -1.70; Y: 6.00	10.66	4.61	124,394	573,487	X: -1.70; Y: 6.00	10.66
1.72	36,598	63,065	X: -2.20; Y: 6.00	6.83	1.69	36,598	61,877	X: -2.20; Y: 6.00	6.83
2.07	48,209	100,006	X: -2.20; Y: 6.00	7.23	2.00	48,209	96,326	X: -2.20; Y: 6.00	7.23
2.44	58,431	142,438	X: -2.20; Y: 6.00	7.63	2.32	58,431	135,415	X: -2.20; Y: 6.00	7.63
2.78	68,193	189,882	X: -2.20; Y: 6.00	8.03	2.62	68,193	178,861	X: -2.20; Y: 6.00	8.03
3.15	76,958	242,312	X: -2.20; Y: 6.00	8.43	2.94	76,958	226,511	X: -2.20; Y: 6.00	8.43
3.50	85,531	299,744	X: -2.20; Y: 6.00	8.83	3.26	85,531	278,407	X: -2.20; Y: 6.00	8.83
3.86	93,926	362,103	X: -2.20; Y: 6.00	9.23	3.56	93,926	334,475	X: -2.20; Y: 6.00	9.23
4.20	102,157	429,333	X: -2.20; Y: 6.00	9.63	3.86	102,157	394,662	X: -2.20; Y: 6.00	9.63
4.55	110,243	501,385	X: -2.20; Y: 6.00	10.03	4.16	110,243	458,920	X: -2.20; Y: 6.00	10.03
4.91	117,700	577,855	X: -2.20; Y: 6.00	10.43	4.48	117,700	526,854	X: -2.20; Y: 6.00	10.43
5.25	125,569	659,488	X: -2.20; Y: 6.00	10.83	4.77	125,569	599,213	X: -2.20; Y: 6.00	10.83
2.03	36,833	74,878	X: -2.70; Y: 6.00	7.04	1.96	36,833	72,171	X: -2.70; Y: 6.00	7.04
2.37	48,308	114,439	X: -2.70; Y: 6.00	7.44	2.25	48,308	108,853	X: -2.70; Y: 6.00	7.44
2.71	59,062	159,781	X: -2.70; Y: 6.00	7.84	2.55	59,062	150,541	X: -2.70; Y: 6.00	7.84
3.06	68,633	209,965	X: -2.70; Y: 6.00	8.24	2.86	68,633	196,307	X: -2.70; Y: 6.00	8.24
3.42	77,421	264,978	X: -2.70; Y: 6.00	8.64	3.18	77,421	246,192	X: -2.70; Y: 6.00	8.64
3.78	86,039	324,955	X: -2.70; Y: 6.00	9.04	3.49	86,039	300,270	X: -2.70; Y: 6.00	9.04
4.13	94,490	389,835	X: -2.70; Y: 6.00	9.44	3.79	94,490	358,492	X: -2.70; Y: 6.00	9.44
4.45	103,279	459,520	X: -2.70; Y: 6.00	9.84	4.07	103,279	420,739	X: -2.70; Y: 6.00	9.84
4.79	111,416	534,056	X: -2.70; Y: 6.00	10.24	4.37	111,416	487,106	X: -2.70; Y: 6.00	10.24
5.17	118,469	613,030	X: -2.70; Y: 6.00	10.64	4.70	118,469	557,197	X: -2.70; Y: 6.00	10.64
5.51	126,425	697,124	X: -2.70; Y: 6.00	11.04	5.00	126,425	631,638	X: -2.70; Y: 6.00	11.04
2.47	36,740	90,859	X: -3.20; Y: 6.00	7.28	2.35	36,740	86,296	X: -3.20; Y: 6.00	7.28
2.80	47,842	133,891	X: -3.20; Y: 6.00	7.68	2.64	47,842	126,089	X: -3.20; Y: 6.00	7.68
3.08	59,116	181,987	X: -3.20; Y: 6.00	8.08	2.88	59,116	170,050	X: -3.20; Y: 6.00	8.08
3.39	69,412	235,302	X: -3.20; Y: 6.00	8.48	3.15	69,412	218,470	X: -3.20; Y: 6.00	8.48
3.74	78,361	293,206	X: -3.20; Y: 6.00	8.88	3.46	78,361	270,818	X: -3.20; Y: 6.00	8.88
4.09	87,021	356,064	X: -3.20; Y: 6.00	9.28	3.76	87,021	327,364	X: -3.20; Y: 6.00	9.28
4.44	95,532	423,796	X: -3.20; Y: 6.00	9.68	4.06	95,532	388,015	X: -3.20; Y: 6.00	9.68
4.78	103,897	496,357	X: -3.20; Y: 6.00	10.08	4.36	103,897	452,734	X: -3.20; Y: 6.00	10.08
5.12	112,127	573,705	X: -3.20; Y: 6.00	10.48	4.65	112,127	521,485	X: -3.20; Y: 6.00	10.48
5.45	120,231	655,809	X: -3.20; Y: 6.00	10.88	4.94	120,231	594,242	X: -3.20; Y: 6.00	10.88
5.81	127,690	742,280	X: -3.20; Y: 6.00	11.28	5.25	127,690	670,646	X: -3.20; Y: 6.00	11.28
3.05	36,667	111,753	X: -3.70; Y: 6.00	7.54	2.87	36,667	105,065	X: -3.70; Y: 6.00	7.54
3.31	47,713	157,990	X: -3.70; Y: 6.00	7.94	3.09	47,713	147,544	X: -3.70; Y: 6.00	7.94
3.58	58,455	209,447	X: -3.70; Y: 6.00	8.34	3.33	58,455	194,405	X: -3.70; Y: 6.00	8.34
3.83	69,439	265,950	X: -3.70; Y: 6.00	8.74	3.53	69,439	245,453	X: -3.70; Y: 6.00	8.74
4.15	78,883	327,224	X: -3.70; Y: 6.00	9.14	3.81	78,883	300,636	X: -3.70; Y: 6.00	9.14
4.49	87,655	393,250	X: -3.70; Y: 6.00	9.54	4.11	87,655	359,876	X: -3.70; Y: 6.00	9.54
4.82	96,260	464,132	X: -3.70; Y: 6.00	9.94	4.40	96,260	423,203	X: -3.70; Y: 6.00	9.94

Bishop					Fellenius				
CS	FrzRbit	FrzRes	Centro	Raggio	CS	FrzRbit	FrzRes	Centro	Raggio
	[N]	[N]	[m]	[m]		[N]	[N]	[m]	[m]
5.16	104,715	539,825	X: -3.70; Y: 6.00	10.34	4.68	104,715	490,576	X: -3.70; Y: 6.00	10.34
5.49	113,030	620,295	X: -3.70; Y: 6.00	10.74	4.97	113,030	561,970	X: -3.70; Y: 6.00	10.74
5.82	121,211	705,505	X: -3.70; Y: 6.00	11.14	5.26	121,211	637,357	X: -3.70; Y: 6.00	11.14
6.15	129,263	795,427	X: -3.70; Y: 6.00	11.54	5.54	129,263	716,715	X: -3.70; Y: 6.00	11.54
3.79	36,213	137,323	X: -4.20; Y: 6.00	7.83	3.54	36,213	128,140	X: -4.20; Y: 6.00	7.83
3.93	47,672	187,493	X: -4.20; Y: 6.00	8.23	3.65	47,672	173,986	X: -4.20; Y: 6.00	8.23
4.14	58,561	242,555	X: -4.20; Y: 6.00	8.63	3.82	58,561	223,886	X: -4.20; Y: 6.00	8.63
4.38	69,136	302,647	X: -4.20; Y: 6.00	9.03	4.02	69,136	278,017	X: -4.20; Y: 6.00	9.03
4.64	79,146	367,570	X: -4.20; Y: 6.00	9.43	4.25	79,146	336,239	X: -4.20; Y: 6.00	9.43
4.96	88,055	437,019	X: -4.20; Y: 6.00	9.83	4.52	88,055	398,363	X: -4.20; Y: 6.00	9.83
5.31	96,286	510,913	X: -4.20; Y: 6.00	10.23	4.82	96,286	464,157	X: -4.20; Y: 6.00	10.23
5.63	104,867	590,007	X: -4.20; Y: 6.00	10.63	5.10	104,867	534,405	X: -4.20; Y: 6.00	10.63
5.95	113,311	673,865	X: -4.20; Y: 6.00	11.03	5.37	113,311	608,661	X: -4.20; Y: 6.00	11.03
6.27	121,629	762,454	X: -4.20; Y: 6.00	11.43	5.65	121,629	686,898	X: -4.20; Y: 6.00	11.43
6.59	129,826	855,748	X: -4.20; Y: 6.00	11.83	5.92	129,826	769,096	X: -4.20; Y: 6.00	11.83
2.00	34,341	68,796	X: 0.30; Y: 6.50	6.88	2.01	34,341	68,968	X: 0.30; Y: 6.50	6.88
2.23	44,460	99,065	X: 0.30; Y: 6.50	7.28	2.20	44,460	97,976	X: 0.30; Y: 6.50	7.28
2.49	54,431	135,542	X: 0.30; Y: 6.50	7.68	2.43	54,431	132,342	X: 0.30; Y: 6.50	7.68
2.78	64,159	178,096	X: 0.30; Y: 6.50	8.08	2.68	64,159	171,961	X: 0.30; Y: 6.50	8.08
3.09	73,033	225,951	X: 0.30; Y: 6.50	8.48	2.96	73,033	215,987	X: 0.30; Y: 6.50	8.48
3.41	81,731	279,025	X: 0.30; Y: 6.50	8.88	3.24	81,731	264,468	X: 0.30; Y: 6.50	8.88
3.74	90,127	337,212	X: 0.30; Y: 6.50	9.28	3.52	90,127	317,287	X: 0.30; Y: 6.50	9.28
4.07	98,400	400,405	X: 0.30; Y: 6.50	9.68	3.80	98,400	374,359	X: 0.30; Y: 6.50	9.68
4.40	106,555	468,537	X: 0.30; Y: 6.50	10.08	4.09	106,555	435,615	X: 0.30; Y: 6.50	10.08
4.73	114,600	541,552	X: 0.30; Y: 6.50	10.48	4.37	114,600	501,004	X: 0.30; Y: 6.50	10.48
5.05	122,547	619,405	X: 0.30; Y: 6.50	10.88	4.66	122,547	570,480	X: 0.30; Y: 6.50	10.88
1.68	34,336	57,704	X: -0.20; Y: 6.50	6.83	1.71	34,336	58,569	X: -0.20; Y: 6.50	6.83
1.97	44,280	87,219	X: -0.20; Y: 6.50	7.23	1.96	44,280	86,789	X: -0.20; Y: 6.50	7.23
2.27	54,300	123,296	X: -0.20; Y: 6.50	7.63	2.22	54,300	120,748	X: -0.20; Y: 6.50	7.63
2.61	63,404	165,283	X: -0.20; Y: 6.50	8.03	2.52	63,404	159,732	X: -0.20; Y: 6.50	8.03
2.92	72,842	212,482	X: -0.20; Y: 6.50	8.43	2.79	72,842	203,228	X: -0.20; Y: 6.50	8.43
3.25	81,525	264,985	X: -0.20; Y: 6.50	8.83	3.08	81,525	251,194	X: -0.20; Y: 6.50	8.83
3.58	90,025	322,584	X: -0.20; Y: 6.50	9.23	3.37	90,025	303,504	X: -0.20; Y: 6.50	9.23
3.92	98,284	385,200	X: -0.20; Y: 6.50	9.63	3.66	98,284	360,067	X: -0.20; Y: 6.50	9.63
4.25	106,427	452,751	X: -0.20; Y: 6.50	10.03	3.95	106,427	420,817	X: -0.20; Y: 6.50	10.03
4.59	114,461	525,183	X: -0.20; Y: 6.50	10.43	4.24	114,461	485,700	X: -0.20; Y: 6.50	10.43
4.92	122,396	602,447	X: -0.20; Y: 6.50	10.83	4.53	122,396	554,670	X: -0.20; Y: 6.50	10.83
1.50	36,233	54,500	X: -0.70; Y: 6.50	6.90	1.54	36,233	55,658	X: -0.70; Y: 6.50	6.90
1.85	46,260	85,363	X: -0.70; Y: 6.50	7.30	1.84	46,260	84,935	X: -0.70; Y: 6.50	7.30
2.20	55,622	122,601	X: -0.70; Y: 6.50	7.70	2.15	55,622	119,746	X: -0.70; Y: 6.50	7.70
2.54	65,197	165,321	X: -0.70; Y: 6.50	8.10	2.44	65,197	159,346	X: -0.70; Y: 6.50	8.10
2.88	74,037	213,475	X: -0.70; Y: 6.50	8.50	2.75	74,037	203,568	X: -0.70; Y: 6.50	8.50
3.23	82,657	266,825	X: -0.70; Y: 6.50	8.90	3.05	82,657	252,238	X: -0.70; Y: 6.50	8.90
3.57	91,301	325,534	X: -0.70; Y: 6.50	9.30	3.35	91,301	305,534	X: -0.70; Y: 6.50	9.30
3.91	99,591	388,995	X: -0.70; Y: 6.50	9.70	3.64	99,591	362,812	X: -0.70; Y: 6.50	9.70
4.24	107,752	457,365	X: -0.70; Y: 6.50	10.10	3.94	107,752	424,252	X: -0.70; Y: 6.50	10.10
4.60	115,403	530,284	X: -0.70; Y: 6.50	10.50	4.24	115,403	489,483	X: -0.70; Y: 6.50	10.50
4.93	123,326	608,349	X: -0.70; Y: 6.50	10.90	4.53	123,326	559,131	X: -0.70; Y: 6.50	10.90
1.48	36,717	54,225	X: -1.20; Y: 6.50	7.00	1.50	36,717	55,121	X: -1.20; Y: 6.50	7.00
1.84	47,401	87,050	X: -1.20; Y: 6.50	7.40	1.82	47,401	86,099	X: -1.20; Y: 6.50	7.40
2.20	57,139	125,602	X: -1.20; Y: 6.50	7.80	2.14	57,139	122,032	X: -1.20; Y: 6.50	7.80
2.56	66,357	169,966	X: -1.20; Y: 6.50	8.20	2.46	66,357	163,028	X: -1.20; Y: 6.50	8.20
2.92	75,170	219,511	X: -1.20; Y: 6.50	8.60	2.77	75,170	208,448	X: -1.20; Y: 6.50	8.60
3.27	83,758	274,203	X: -1.20; Y: 6.50	9.00	3.08	83,758	258,266	X: -1.20; Y: 6.50	9.00
3.62	92,201	333,932	X: -1.20; Y: 6.50	9.40	3.39	92,201	312,377	X: -1.20; Y: 6.50	9.40
3.95	100,996	398,578	X: -1.20; Y: 6.50	9.80	3.67	100,996	370,676	X: -1.20; Y: 6.50	9.80
4.29	109,145	468,180	X: -1.20; Y: 6.50	10.20	3.97	109,145	433,161	X: -1.20; Y: 6.50	10.20
4.63	117,175	542,638	X: -1.20; Y: 6.50	10.60	4.27	117,175	499,755	X: -1.20; Y: 6.50	10.60
4.97	125,095	621,908	X: -1.20; Y: 6.50	11.00	4.56	125,095	570,415	X: -1.20; Y: 6.50	11.00
1.53	37,278	57,206	X: -1.70; Y: 6.50	7.13	1.54	37,278	57,446	X: -1.70; Y: 6.50	7.13
1.90	48,518	92,225	X: -1.70; Y: 6.50	7.53	1.86	48,518	90,325	X: -1.70; Y: 6.50	7.53
2.29	58,083	132,987	X: -1.70; Y: 6.50	7.93	2.21	58,083	128,205	X: -1.70; Y: 6.50	7.93
2.67	66,995	178,991	X: -1.70; Y: 6.50	8.33	2.55	66,995	170,579	X: -1.70; Y: 6.50	8.33
3.01	76,571	230,392	X: -1.70; Y: 6.50	8.73	2.84	76,571	217,662	X: -1.70; Y: 6.50	8.73
3.36	85,246	286,795	X: -1.70; Y: 6.50	9.13	3.16	85,246	268,955	X: -1.70; Y: 6.50	9.13
3.71	93,750	348,206	X: -1.70; Y: 6.50	9.53	3.46	93,750	324,505	X: -1.70; Y: 6.50	9.53
4.06	102,089	414,556	X: -1.70; Y: 6.50	9.93	3.76	102,089	384,243	X: -1.70; Y: 6.50	9.93
4.40	110,282	485,789	X: -1.70; Y: 6.50	10.33	4.06	110,282	448,115	X: -1.70; Y: 6.50	10.33
4.75	118,342	561,856	X: -1.70; Y: 6.50	10.73	4.36	118,342	516,074	X: -1.70; Y: 6.50	10.73
5.09	126,277	642,723	X: -1.70; Y: 6.50	11.13	4.66	126,277	588,085	X: -1.70; Y: 6.50	11.13
1.70	37,609	63,912	X: -2.20; Y: 6.50	7.30	1.68	37,609	63,085	X: -2.20; Y: 6.50	7.30
2.09	48,532	101,657	X: -2.20; Y: 6.50	7.70	2.03	48,532	98,404	X: -2.20; Y: 6.50	7.70
2.45	59,142	144,673	X: -2.20; Y: 6.50	8.10	2.34	59,142	138,248	X: -2.20; Y: 6.50	8.10
2.83	68,260	192,840	X: -2.20; Y: 6.50	8.50	2.67	68,260	182,518	X: -2.20; Y: 6.50	8.50
3.19	77,127	246,194	X: -2.20; Y: 6.50	8.90	3.00	77,127	231,228	X: -2.20; Y: 6.50	8.90
3.54	86,012	304,906	X: -2.20; Y: 6.50	9.30	3.31	86,012	284,563	X: -2.20; Y: 6.50	9.30
3.90	94,523	368,365	X: -2.20; Y: 6.50	9.70	3.62	94,523	341,871	X: -2.20; Y: 6.50	9.70
4.24	102,884	436,735	X: -2.20; Y: 6.50	10.10	3.92	102,884	403,335	X: -2.20; Y: 6.50	10.10
4.59	111,107	509,967	X: -2.20; Y: 6.50	10.50	4.22	111,107	468,907	X: -2.20; Y: 6.50	10.50
4.95	118,814	587,720	X: -2.20; Y: 6.50	10.90	4.53	118,814	538,252	X: -2.20; Y: 6.50	10.90
5.29	126,809	670,584	X: -2.20; Y: 6.50	11.30	4.83	126,809	611,970	X: -2.20; Y: 6.50	11.30
2.01	37,096	74,721	X: -2.70; Y: 6.50	7.49	1.95	37,096	72,450	X: -2.70; Y: 6.50	7.49
2.36	48,815	115,087	X: -2.70; Y: 6.50	7.89	2.26	48,815	110,115	X: -2.70; Y: 6.50	7.89

Bishop					Fellenius				
CS	FrzRbit	FrzRes	Centro	Raggio	CS	FrzRbit	FrzRes	Centro	Raggio
	[N]	[N]	[m]	[m]		[N]	[N]	[m]	[m]
2.71	59,391	160,956	X: -2.70; Y: 6.50	8.29	2.57	59,391	152,465	X: -2.70; Y: 6.50	8.29
3.08	68,646	211,669	X: -2.70; Y: 6.50	8.69	2.90	68,646	198,944	X: -2.70; Y: 6.50	8.69
3.43	78,076	267,428	X: -2.70; Y: 6.50	9.09	3.20	78,076	249,717	X: -2.70; Y: 6.50	9.09
3.77	87,095	328,572	X: -2.70; Y: 6.50	9.49	3.50	87,095	305,142	X: -2.70; Y: 6.50	9.49
4.12	95,688	394,419	X: -2.70; Y: 6.50	9.89	3.81	95,688	364,488	X: -2.70; Y: 6.50	9.89
4.47	104,111	465,156	X: -2.70; Y: 6.50	10.29	4.11	104,111	427,967	X: -2.70; Y: 6.50	10.29
4.83	112,001	540,436	X: -2.70; Y: 6.50	10.69	4.42	112,001	495,233	X: -2.70; Y: 6.50	10.69
5.17	120,143	620,844	X: -2.70; Y: 6.50	11.09	4.72	120,143	566,886	X: -2.70; Y: 6.50	11.09
5.51	128,176	706,035	X: -2.70; Y: 6.50	11.49	5.01	128,176	642,574	X: -2.70; Y: 6.50	11.49
2.41	37,201	89,791	X: -3.20; Y: 6.50	7.72	2.31	37,201	85,859	X: -3.20; Y: 6.50	7.72
2.72	48,843	133,024	X: -3.20; Y: 6.50	8.12	2.58	48,843	125,975	X: -3.20; Y: 6.50	8.12
3.05	59,587	181,749	X: -3.20; Y: 6.50	8.52	2.87	59,587	170,787	X: -3.20; Y: 6.50	8.52
3.38	69,679	235,760	X: -3.20; Y: 6.50	8.92	3.16	69,679	220,166	X: -3.20; Y: 6.50	8.92
3.74	78,682	294,404	X: -3.20; Y: 6.50	9.32	3.48	78,682	273,449	X: -3.20; Y: 6.50	9.32
4.09	87,505	358,034	X: -3.20; Y: 6.50	9.72	3.78	87,505	330,945	X: -3.20; Y: 6.50	9.72
4.44	96,153	426,585	X: -3.20; Y: 6.50	10.12	4.08	96,153	392,595	X: -3.20; Y: 6.50	10.12
4.78	104,642	500,005	X: -3.20; Y: 6.50	10.52	4.38	104,642	458,354	X: -3.20; Y: 6.50	10.52
5.12	112,983	578,248	X: -3.20; Y: 6.50	10.92	4.67	112,983	528,181	X: -3.20; Y: 6.50	10.92
5.47	120,775	660,975	X: -3.20; Y: 6.50	11.32	4.98	120,775	601,748	X: -3.20; Y: 6.50	11.32
5.81	128,893	748,809	X: -3.20; Y: 6.50	11.72	5.27	128,893	679,673	X: -3.20; Y: 6.50	11.72
2.95	37,043	109,165	X: -3.70; Y: 6.50	7.97	2.79	37,043	103,273	X: -3.70; Y: 6.50	7.97
3.23	48,325	155,955	X: -3.70; Y: 6.50	8.37	3.03	48,325	146,545	X: -3.70; Y: 6.50	8.37
3.48	59,758	207,852	X: -3.70; Y: 6.50	8.77	3.25	59,758	194,020	X: -3.70; Y: 6.50	8.77
3.77	70,274	264,962	X: -3.70; Y: 6.50	9.17	3.50	70,274	245,965	X: -3.70; Y: 6.50	9.17
4.11	79,431	326,647	X: -3.70; Y: 6.50	9.57	3.80	79,431	301,832	X: -3.70; Y: 6.50	9.57
4.45	88,346	393,298	X: -3.70; Y: 6.50	9.97	4.10	88,346	361,899	X: -3.70; Y: 6.50	9.97
4.79	97,053	464,851	X: -3.70; Y: 6.50	10.37	4.39	97,053	426,101	X: -3.70; Y: 6.50	10.37
5.13	105,607	541,251	X: -3.70; Y: 6.50	10.77	4.68	105,607	494,385	X: -3.70; Y: 6.50	10.77
5.46	114,020	622,456	X: -3.70; Y: 6.50	11.17	4.97	114,020	566,722	X: -3.70; Y: 6.50	11.17
5.79	122,300	708,436	X: -3.70; Y: 6.50	11.57	5.26	122,300	643,079	X: -3.70; Y: 6.50	11.57
6.15	129,980	798,830	X: -3.70; Y: 6.50	11.97	5.56	129,980	723,120	X: -3.70; Y: 6.50	11.97
3.62	36,910	133,484	X: -4.20; Y: 6.50	8.24	3.40	36,910	125,340	X: -4.20; Y: 6.50	8.24
3.81	48,155	183,643	X: -4.20; Y: 6.50	8.64	3.56	48,155	171,423	X: -4.20; Y: 6.50	8.64
4.04	59,096	239,013	X: -4.20; Y: 6.50	9.04	3.75	59,096	221,892	X: -4.20; Y: 6.50	9.04
4.26	70,243	299,435	X: -4.20; Y: 6.50	9.44	3.94	70,243	276,551	X: -4.20; Y: 6.50	9.44
4.57	79,863	364,606	X: -4.20; Y: 6.50	9.84	4.20	79,863	335,340	X: -4.20; Y: 6.50	9.84
4.89	88,835	434,546	X: -4.20; Y: 6.50	10.24	4.48	88,835	398,203	X: -4.20; Y: 6.50	10.24
5.22	97,638	509,361	X: -4.20; Y: 6.50	10.64	4.76	97,638	465,166	X: -4.20; Y: 6.50	10.64
5.54	106,282	589,006	X: -4.20; Y: 6.50	11.04	5.05	106,282	536,198	X: -4.20; Y: 6.50	11.04
5.87	114,779	673,443	X: -4.20; Y: 6.50	11.44	5.33	114,779	611,265	X: -4.20; Y: 6.50	11.44
6.19	123,138	762,641	X: -4.20; Y: 6.50	11.84	5.61	123,138	690,342	X: -4.20; Y: 6.50	11.84
6.52	131,369	856,571	X: -4.20; Y: 6.50	12.24	5.89	131,369	773,405	X: -4.20; Y: 6.50	12.24
2.03	34,841	70,815	X: 0.30; Y: 7.00	7.38	2.04	34,841	71,118	X: 0.30; Y: 7.00	7.38
2.27	45,019	101,985	X: 0.30; Y: 7.00	7.78	2.24	45,019	101,055	X: 0.30; Y: 7.00	7.78
2.57	54,509	139,859	X: 0.30; Y: 7.00	8.18	2.51	54,509	136,764	X: 0.30; Y: 7.00	8.18
2.85	64,451	183,515	X: 0.30; Y: 7.00	8.58	2.76	64,451	177,568	X: 0.30; Y: 7.00	8.58
3.17	73,484	232,646	X: 0.30; Y: 7.00	8.98	3.03	73,484	222,957	X: 0.30; Y: 7.00	8.98
3.49	82,239	287,067	X: 0.30; Y: 7.00	9.38	3.32	82,239	272,859	X: 0.30; Y: 7.00	9.38
3.79	91,348	346,583	X: 0.30; Y: 7.00	9.78	3.58	91,348	327,156	X: 0.30; Y: 7.00	9.78
4.12	99,793	411,211	X: 0.30; Y: 7.00	10.18	3.87	99,793	385,743	X: 0.30; Y: 7.00	10.18
4.45	108,099	480,817	X: 0.30; Y: 7.00	10.58	4.15	108,099	448,555	X: 0.30; Y: 7.00	10.58
4.78	116,277	555,344	X: 0.30; Y: 7.00	10.98	4.43	116,277	515,534	X: 0.30; Y: 7.00	10.98
5.10	124,342	634,743	X: 0.30; Y: 7.00	11.38	4.72	124,342	586,635	X: 0.30; Y: 7.00	11.38
1.76	34,147	60,175	X: -0.20; Y: 7.00	7.33	1.79	34,147	60,980	X: -0.20; Y: 7.00	7.33
2.05	44,259	90,678	X: -0.20; Y: 7.00	7.73	2.04	44,259	90,233	X: -0.20; Y: 7.00	7.73
2.35	54,402	127,797	X: -0.20; Y: 7.00	8.13	2.30	54,402	125,315	X: -0.20; Y: 7.00	8.13
2.66	64,119	170,701	X: -0.20; Y: 7.00	8.53	2.58	64,119	165,351	X: -0.20; Y: 7.00	8.53
2.99	73,350	219,430	X: -0.20; Y: 7.00	8.93	2.87	73,350	210,408	X: -0.20; Y: 7.00	8.93
3.33	82,090	273,313	X: -0.20; Y: 7.00	9.33	3.17	82,090	259,827	X: -0.20; Y: 7.00	9.33
3.66	90,686	332,340	X: -0.20; Y: 7.00	9.73	3.46	90,686	313,638	X: -0.20; Y: 7.00	9.73
3.98	99,620	396,374	X: -0.20; Y: 7.00	10.13	3.73	99,620	371,744	X: -0.20; Y: 7.00	10.13
4.31	107,919	465,435	X: -0.20; Y: 7.00	10.53	4.02	107,919	434,082	X: -0.20; Y: 7.00	10.53
4.65	116,091	539,417	X: -0.20; Y: 7.00	10.93	4.31	116,091	500,588	X: -0.20; Y: 7.00	10.93
4.98	124,150	618,267	X: -0.20; Y: 7.00	11.33	4.60	124,150	571,217	X: -0.20; Y: 7.00	11.33
1.58	35,983	56,684	X: -0.70; Y: 7.00	7.39	1.61	35,983	57,779	X: -0.70; Y: 7.00	7.39
1.92	46,107	88,366	X: -0.70; Y: 7.00	7.79	1.91	46,107	87,972	X: -0.70; Y: 7.00	7.79
2.28	55,527	126,695	X: -0.70; Y: 7.00	8.19	2.23	55,527	123,935	X: -0.70; Y: 7.00	8.19
2.61	65,452	170,695	X: -0.70; Y: 7.00	8.59	2.52	65,452	164,927	X: -0.70; Y: 7.00	8.59
2.96	74,415	220,115	X: -0.70; Y: 7.00	8.99	2.83	74,415	210,503	X: -0.70; Y: 7.00	8.99
3.31	83,139	274,789	X: -0.70; Y: 7.00	9.39	3.13	83,139	260,583	X: -0.70; Y: 7.00	9.39
3.63	92,217	334,540	X: -0.70; Y: 7.00	9.79	3.42	92,217	315,027	X: -0.70; Y: 7.00	9.79
3.96	100,898	399,640	X: -0.70; Y: 7.00	10.19	3.71	100,898	374,049	X: -0.70; Y: 7.00	10.19
4.30	109,217	469,483	X: -0.70; Y: 7.00	10.59	4.00	109,217	437,045	X: -0.70; Y: 7.00	10.59
4.64	117,397	544,225	X: -0.70; Y: 7.00	10.99	4.29	117,397	504,191	X: -0.70; Y: 7.00	10.99
4.98	125,104	623,539	X: -0.70; Y: 7.00	11.39	4.60	125,104	575,156	X: -0.70; Y: 7.00	11.39
1.53	36,771	56,295	X: -1.20; Y: 7.00	7.48	1.56	36,771	57,200	X: -1.20; Y: 7.00	7.48
1.90	47,163	89,768	X: -1.20; Y: 7.00	7.88	1.88	47,163	88,901	X: -1.20; Y: 7.00	7.88
2.26	57,188	129,424	X: -1.20; Y: 7.00	8.28	2.20	57,188	126,065	X: -1.20; Y: 7.00	8.28
2.63	66,363	174,684	X: -1.20; Y: 7.00	8.68	2.53	66,363	168,029	X: -1.20; Y: 7.00	8.68
2.99	75,445	225,558	X: -1.20; Y: 7.00	9.08	2.85	75,445	214,895	X: -1.20; Y: 7.00	9.08
3.32	84,776	281,433	X: -1.20; Y: 7.00	9.48	3.14	84,776	266,030	X: -1.20; Y: 7.00	9.48
3.67	93,408	342,466	X: -1.20; Y: 7.00	9.88	3.44	93,408	321,545	X: -1.20; Y: 7.00	9.88
4.01	101,878	408,514	X: -1.20; Y: 7.00	10.28	3.74	101,878	381,323	X: -1.20; Y: 7.00	10.28

Bishop					Fellenius				
CS	FrzRbit	FrzRes	Centro	Raggio	CS	FrzRbit	FrzRes	Centro	Raggio
	[N]	[N]	[m]	[m]		[N]	[N]	[m]	[m]
4.35	110,165	479,510	X: -1.20; Y: 7.00	10.68	4.04	110,165	445,298	X: -1.20; Y: 7.00	10.68
4.69	118,316	555,400	X: -1.20; Y: 7.00	11.08	4.34	118,316	513,419	X: -1.20; Y: 7.00	11.08
5.03	126,361	636,135	X: -1.20; Y: 7.00	11.48	4.63	126,361	585,640	X: -1.20; Y: 7.00	11.48
1.57	37,418	58,777	X: -1.70; Y: 7.00	7.61	1.58	37,418	59,125	X: -1.70; Y: 7.00	7.61
1.95	48,477	94,611	X: -1.70; Y: 7.00	8.01	1.92	48,477	92,943	X: -1.70; Y: 7.00	8.01
2.35	57,997	136,198	X: -1.70; Y: 7.00	8.41	2.27	57,997	131,750	X: -1.70; Y: 7.00	8.41
2.70	67,734	183,140	X: -1.70; Y: 7.00	8.81	2.59	67,734	175,207	X: -1.70; Y: 7.00	8.81
3.07	76,751	235,466	X: -1.70; Y: 7.00	9.21	2.91	76,751	223,278	X: -1.70; Y: 7.00	9.21
3.43	85,526	292,971	X: -1.70; Y: 7.00	9.61	3.22	85,526	275,784	X: -1.70; Y: 7.00	9.61
3.77	94,333	355,828	X: -1.70; Y: 7.00	10.01	3.53	94,333	332,915	X: -1.70; Y: 7.00	10.01
4.12	102,787	423,443	X: -1.70; Y: 7.00	10.41	3.83	102,787	394,034	X: -1.70; Y: 7.00	10.41
4.46	111,106	495,982	X: -1.70; Y: 7.00	10.81	4.13	111,106	459,323	X: -1.70; Y: 7.00	10.81
4.81	119,297	573,393	X: -1.70; Y: 7.00	11.21	4.43	119,297	528,737	X: -1.70; Y: 7.00	11.21
5.15	127,369	655,635	X: -1.70; Y: 7.00	11.61	4.73	127,369	602,233	X: -1.70; Y: 7.00	11.61
1.72	37,748	64,804	X: -2.20; Y: 7.00	7.77	1.70	37,748	64,215	X: -2.20; Y: 7.00	7.77
2.12	48,720	103,278	X: -2.20; Y: 7.00	8.17	2.06	48,720	100,368	X: -2.20; Y: 7.00	8.17
2.49	59,159	147,058	X: -2.20; Y: 7.00	8.57	2.39	59,159	141,139	X: -2.20; Y: 7.00	8.57
2.87	68,445	196,165	X: -2.20; Y: 7.00	8.97	2.72	68,445	186,475	X: -2.20; Y: 7.00	8.97
3.24	77,409	250,531	X: -2.20; Y: 7.00	9.37	3.05	77,409	236,325	X: -2.20; Y: 7.00	9.37
3.57	86,712	309,970	X: -2.20; Y: 7.00	9.77	3.35	86,712	290,496	X: -2.20; Y: 7.00	9.77
3.93	95,338	374,510	X: -2.20; Y: 7.00	10.17	3.66	95,338	349,012	X: -2.20; Y: 7.00	10.17
4.28	103,809	444,021	X: -2.20; Y: 7.00	10.57	3.97	103,809	411,748	X: -2.20; Y: 7.00	10.57
4.62	112,143	518,447	X: -2.20; Y: 7.00	10.97	4.27	112,143	478,648	X: -2.20; Y: 7.00	10.97
4.97	120,351	597,743	X: -2.20; Y: 7.00	11.37	4.57	120,351	549,667	X: -2.20; Y: 7.00	11.37
5.31	128,445	681,867	X: -2.20; Y: 7.00	11.77	4.86	128,445	624,767	X: -2.20; Y: 7.00	11.77
2.00	37,406	74,943	X: -2.70; Y: 7.00	7.95	1.95	37,406	73,063	X: -2.70; Y: 7.00	7.95
2.36	49,116	115,750	X: -2.70; Y: 7.00	8.35	2.27	49,116	111,284	X: -2.70; Y: 7.00	8.35
2.73	59,533	162,400	X: -2.70; Y: 7.00	8.75	2.60	59,533	154,589	X: -2.70; Y: 7.00	8.75
3.08	69,389	213,839	X: -2.70; Y: 7.00	9.15	2.91	69,389	201,951	X: -2.70; Y: 7.00	9.15
3.45	78,498	270,547	X: -2.70; Y: 7.00	9.55	3.23	78,498	253,828	X: -2.70; Y: 7.00	9.55
3.80	87,376	332,352	X: -2.70; Y: 7.00	9.95	3.55	87,376	310,042	X: -2.70; Y: 7.00	9.95
4.16	96,020	399,174	X: -2.70; Y: 7.00	10.35	3.86	96,020	370,515	X: -2.70; Y: 7.00	10.35
4.51	104,524	470,939	X: -2.70; Y: 7.00	10.75	4.16	104,524	435,179	X: -2.70; Y: 7.00	10.75
4.85	112,901	547,599	X: -2.70; Y: 7.00	11.15	4.46	112,901	503,980	X: -2.70; Y: 7.00	11.15
5.19	121,157	629,109	X: -2.70; Y: 7.00	11.55	4.76	121,157	576,879	X: -2.70; Y: 7.00	11.55
5.53	129,306	715,430	X: -2.70; Y: 7.00	11.95	5.06	129,306	653,844	X: -2.70; Y: 7.00	11.95
2.37	37,460	88,858	X: -3.20; Y: 7.00	8.16	2.28	37,460	85,445	X: -3.20; Y: 7.00	8.16
2.69	49,287	132,758	X: -3.20; Y: 7.00	8.56	2.56	49,287	126,412	X: -3.20; Y: 7.00	8.56
3.03	60,148	182,165	X: -3.20; Y: 7.00	8.96	2.86	60,148	172,084	X: -3.20; Y: 7.00	8.96
3.39	69,684	236,460	X: -3.20; Y: 7.00	9.36	3.18	69,684	221,929	X: -3.20; Y: 7.00	9.36
3.73	79,280	295,774	X: -3.20; Y: 7.00	9.76	3.48	79,280	276,029	X: -3.20; Y: 7.00	9.76
4.08	88,196	360,194	X: -3.20; Y: 7.00	10.16	3.79	88,196	334,485	X: -3.20; Y: 7.00	10.16
4.43	96,938	429,597	X: -3.20; Y: 7.00	10.56	4.10	96,938	397,163	X: -3.20; Y: 7.00	10.56
4.78	105,521	503,924	X: -3.20; Y: 7.00	10.96	4.40	105,521	464,005	X: -3.20; Y: 7.00	10.96
5.12	113,961	583,126	X: -3.20; Y: 7.00	11.36	4.69	113,961	534,966	X: -3.20; Y: 7.00	11.36
5.46	122,272	667,163	X: -3.20; Y: 7.00	11.76	4.99	122,272	610,008	X: -3.20; Y: 7.00	11.76
5.79	130,467	755,995	X: -3.20; Y: 7.00	12.16	5.28	130,467	689,098	X: -3.20; Y: 7.00	12.16
2.86	37,474	107,205	X: -3.70; Y: 7.00	8.40	2.72	37,474	102,013	X: -3.70; Y: 7.00	8.40
3.13	49,263	154,178	X: -3.70; Y: 7.00	8.80	2.96	49,263	145,601	X: -3.70; Y: 7.00	8.80
3.43	60,195	206,619	X: -3.70; Y: 7.00	9.20	3.22	60,195	193,875	X: -3.70; Y: 7.00	9.20
3.75	70,368	264,085	X: -3.70; Y: 7.00	9.60	3.50	70,368	246,418	X: -3.70; Y: 7.00	9.60
4.10	79,742	326,631	X: -3.70; Y: 7.00	10.00	3.80	79,742	303,378	X: -3.70; Y: 7.00	10.00
4.44	88,752	393,977	X: -3.70; Y: 7.00	10.40	4.11	88,752	364,337	X: -3.70; Y: 7.00	10.40
4.78	97,586	466,263	X: -3.70; Y: 7.00	10.80	4.40	97,586	429,467	X: -3.70; Y: 7.00	10.80
5.11	106,253	543,435	X: -3.70; Y: 7.00	11.20	4.69	106,253	498,720	X: -3.70; Y: 7.00	11.20
5.46	114,407	625,164	X: -3.70; Y: 7.00	11.60	5.00	114,407	571,771	X: -3.70; Y: 7.00	11.60
5.80	122,795	712,009	X: -3.70; Y: 7.00	12.00	5.29	122,795	649,192	X: -3.70; Y: 7.00	12.00
6.13	131,072	803,639	X: -3.70; Y: 7.00	12.40	5.57	131,072	730,647	X: -3.70; Y: 7.00	12.40
3.49	37,275	129,981	X: -4.20; Y: 7.00	8.66	3.29	37,275	122,714	X: -4.20; Y: 7.00	8.66
3.72	48,556	180,404	X: -4.20; Y: 7.00	9.06	3.49	48,556	169,295	X: -4.20; Y: 7.00	9.06
3.92	60,287	236,336	X: -4.20; Y: 7.00	9.46	3.66	60,287	220,527	X: -4.20; Y: 7.00	9.46
4.19	70,999	297,288	X: -4.20; Y: 7.00	9.86	3.89	70,999	276,024	X: -4.20; Y: 7.00	9.86
4.52	80,342	362,800	X: -4.20; Y: 7.00	10.26	4.18	80,342	335,442	X: -4.20; Y: 7.00	10.26
4.84	89,454	433,295	X: -4.20; Y: 7.00	10.66	4.46	89,454	399,071	X: -4.20; Y: 7.00	10.66
5.17	98,366	508,703	X: -4.20; Y: 7.00	11.06	4.75	98,366	466,845	X: -4.20; Y: 7.00	11.06
5.50	107,097	588,979	X: -4.20; Y: 7.00	11.46	5.03	107,097	538,726	X: -4.20; Y: 7.00	11.46
5.83	115,681	674,078	X: -4.20; Y: 7.00	11.86	5.31	115,681	614,673	X: -4.20; Y: 7.00	11.86
6.15	124,131	763,968	X: -4.20; Y: 7.00	12.26	5.60	124,131	694,657	X: -4.20; Y: 7.00	12.26
6.50	132,009	858,307	X: -4.20; Y: 7.00	12.66	5.90	132,009	778,355	X: -4.20; Y: 7.00	12.66
2.10	34,728	73,005	X: 0.30; Y: 7.50	7.87	2.11	34,728	73,305	X: 0.30; Y: 7.50	7.87
2.33	45,055	105,108	X: 0.30; Y: 7.50	8.27	2.31	45,055	104,226	X: 0.30; Y: 7.50	8.27
2.61	55,183	143,919	X: 0.30; Y: 7.50	8.67	2.56	55,183	141,021	X: 0.30; Y: 7.50	8.67
2.92	64,585	188,628	X: 0.30; Y: 7.50	9.07	2.83	64,585	182,835	X: 0.30; Y: 7.50	9.07
3.24	73,805	239,163	X: 0.30; Y: 7.50	9.47	3.11	73,805	229,715	X: 0.30; Y: 7.50	9.47
3.54	83,287	294,833	X: 0.30; Y: 7.50	9.87	3.37	83,287	281,021	X: 0.30; Y: 7.50	9.87
3.86	92,093	355,767	X: 0.30; Y: 7.50	10.27	3.66	92,093	336,762	X: 0.30; Y: 7.50	10.27
4.19	100,671	421,807	X: 0.30; Y: 7.50	10.67	3.94	100,671	396,844	X: 0.30; Y: 7.50	10.67
4.52	109,076	492,869	X: 0.30; Y: 7.50	11.07	4.23	109,076	461,191	X: 0.30; Y: 7.50	11.07
4.85	117,364	568,887	X: 0.30; Y: 7.50	11.47	4.51	117,364	529,741	X: 0.30; Y: 7.50	11.47
5.18	125,543	649,810	X: 0.30; Y: 7.50	11.87	4.80	125,543	602,446	X: 0.30; Y: 7.50	11.87
1.84	33,971	62,405	X: -0.20; Y: 7.50	7.83	1.86	33,971	63,156	X: -0.20; Y: 7.50	7.83
2.09	44,859	93,827	X: -0.20; Y: 7.50	8.23	2.08	44,859	93,494	X: -0.20; Y: 7.50	8.23
2.43	54,451	132,125	X: -0.20; Y: 7.50	8.63	2.38	54,451	129,700	X: -0.20; Y: 7.50	8.63

Bishop					Fellenius				
CS	FrzRbit	FrzRes	Centro	Raggio	CS	FrzRbit	FrzRes	Centro	Raggio
	[N]	[N]	[m]	[m]		[N]	[N]	[m]	[m]
2.73	64,443	176,225	X: -0.20; Y: 7.50	9.03	2.65	64,443	171,019	X: -0.20; Y: 7.50	9.03
3.07	73,627	226,185	X: -0.20; Y: 7.50	9.43	2.95	73,627	217,361	X: -0.20; Y: 7.50	9.43
3.39	83,087	281,344	X: -0.20; Y: 7.50	9.83	3.23	83,087	268,192	X: -0.20; Y: 7.50	9.83
3.72	91,880	341,766	X: -0.20; Y: 7.50	10.23	3.52	91,880	323,477	X: -0.20; Y: 7.50	10.23
4.05	100,510	407,288	X: -0.20; Y: 7.50	10.63	3.81	100,510	383,111	X: -0.20; Y: 7.50	10.63
4.39	108,936	477,836	X: -0.20; Y: 7.50	11.03	4.10	108,936	447,012	X: -0.20; Y: 7.50	11.03
4.72	117,216	553,343	X: -0.20; Y: 7.50	11.43	4.39	117,216	515,118	X: -0.20; Y: 7.50	11.43
5.05	125,387	633,751	X: -0.20; Y: 7.50	11.83	4.68	125,387	587,380	X: -0.20; Y: 7.50	11.83
1.65	35,796	58,936	X: -0.70; Y: 7.50	7.88	1.68	35,796	59,991	X: -0.70; Y: 7.50	7.88
1.99	46,091	91,508	X: -0.70; Y: 7.50	8.28	1.98	46,091	91,150	X: -0.70; Y: 7.50	8.28
2.33	56,163	130,733	X: -0.70; Y: 7.50	8.68	2.28	56,163	128,149	X: -0.70; Y: 7.50	8.68
2.68	65,499	175,754	X: -0.70; Y: 7.50	9.08	2.60	65,499	170,146	X: -0.70; Y: 7.50	9.08
3.01	75,219	226,511	X: -0.70; Y: 7.50	9.48	2.89	75,219	217,210	X: -0.70; Y: 7.50	9.48
3.36	84,162	282,485	X: -0.70; Y: 7.50	9.88	3.19	84,162	268,674	X: -0.70; Y: 7.50	9.88
3.70	92,940	343,641	X: -0.70; Y: 7.50	10.28	3.49	92,940	324,575	X: -0.70; Y: 7.50	10.28
4.04	101,462	409,892	X: -0.70; Y: 7.50	10.68	3.79	101,462	384,815	X: -0.70; Y: 7.50	10.68
4.37	110,093	481,390	X: -0.70; Y: 7.50	11.08	4.08	110,093	449,565	X: -0.70; Y: 7.50	11.08
4.71	118,392	557,619	X: -0.70; Y: 7.50	11.48	4.38	118,392	518,283	X: -0.70; Y: 7.50	11.48
5.05	126,571	638,734	X: -0.70; Y: 7.50	11.88	4.67	126,571	591,139	X: -0.70; Y: 7.50	11.88
1.59	36,682	58,333	X: -1.20; Y: 7.50	7.97	1.61	36,682	59,241	X: -1.20; Y: 7.50	7.97
1.97	46,992	92,575	X: -1.20; Y: 7.50	8.37	1.95	46,992	91,795	X: -1.20; Y: 7.50	8.37
2.33	57,160	132,974	X: -1.20; Y: 7.50	8.77	2.27	57,160	129,778	X: -1.20; Y: 7.50	8.77
2.70	66,490	179,515	X: -1.20; Y: 7.50	9.17	2.60	66,490	173,131	X: -1.20; Y: 7.50	9.17
3.04	76,140	231,258	X: -1.20; Y: 7.50	9.57	2.90	76,140	220,977	X: -1.20; Y: 7.50	9.57
3.38	85,258	288,588	X: -1.20; Y: 7.50	9.97	3.21	85,258	273,650	X: -1.20; Y: 7.50	9.97
3.73	93,961	350,925	X: -1.20; Y: 7.50	10.37	3.52	93,961	330,561	X: -1.20; Y: 7.50	10.37
4.08	102,527	418,316	X: -1.20; Y: 7.50	10.77	3.82	102,527	391,778	X: -1.20; Y: 7.50	10.77
4.42	110,957	490,694	X: -1.20; Y: 7.50	11.17	4.12	110,957	457,232	X: -1.20; Y: 7.50	11.17
4.75	119,677	567,968	X: -1.20; Y: 7.50	11.57	4.40	119,677	526,845	X: -1.20; Y: 7.50	11.57
5.09	127,846	650,160	X: -1.20; Y: 7.50	11.97	4.70	127,846	600,615	X: -1.20; Y: 7.50	11.97
1.61	37,593	60,456	X: -1.70; Y: 7.50	8.09	1.62	37,593	60,928	X: -1.70; Y: 7.50	8.09
2.00	48,368	96,911	X: -1.70; Y: 7.50	8.49	1.97	48,368	95,434	X: -1.70; Y: 7.50	8.49
2.41	57,861	139,246	X: -1.70; Y: 7.50	8.89	2.33	57,861	135,067	X: -1.70; Y: 7.50	8.89
2.76	67,905	187,316	X: -1.70; Y: 7.50	9.29	2.65	67,905	179,778	X: -1.70; Y: 7.50	9.29
3.13	77,025	240,754	X: -1.70; Y: 7.50	9.69	2.97	77,025	229,068	X: -1.70; Y: 7.50	9.69
3.49	85,909	299,427	X: -1.70; Y: 7.50	10.09	3.29	85,909	282,851	X: -1.70; Y: 7.50	10.09
3.82	95,104	363,178	X: -1.70; Y: 7.50	10.49	3.59	95,104	340,974	X: -1.70; Y: 7.50	10.49
4.16	103,911	432,254	X: -1.70; Y: 7.50	10.89	3.88	103,911	403,676	X: -1.70; Y: 7.50	10.89
4.50	112,373	506,099	X: -1.70; Y: 7.50	11.29	4.19	112,373	470,380	X: -1.70; Y: 7.50	11.29
4.85	120,697	584,855	X: -1.70; Y: 7.50	11.69	4.48	120,697	541,245	X: -1.70; Y: 7.50	11.69
5.19	128,890	668,476	X: -1.70; Y: 7.50	12.09	4.78	128,890	616,225	X: -1.70; Y: 7.50	12.09
1.74	37,940	65,945	X: -2.20; Y: 7.50	8.24	1.73	37,940	65,571	X: -2.20; Y: 7.50	8.24
2.15	48,856	105,050	X: -2.20; Y: 7.50	8.64	2.10	48,856	102,449	X: -2.20; Y: 7.50	8.64
2.53	59,122	149,375	X: -2.20; Y: 7.50	9.04	2.43	59,122	143,867	X: -2.20; Y: 7.50	9.04
2.91	68,509	199,541	X: -2.20; Y: 7.50	9.44	2.78	68,509	190,397	X: -2.20; Y: 7.50	9.44
3.26	78,185	254,855	X: -2.20; Y: 7.50	9.84	3.09	78,185	241,323	X: -2.20; Y: 7.50	9.84
3.62	87,174	315,422	X: -2.20; Y: 7.50	10.24	3.40	87,174	296,742	X: -2.20; Y: 7.50	10.24
3.97	95,985	381,079	X: -2.20; Y: 7.50	10.64	3.71	95,985	356,500	X: -2.20; Y: 7.50	10.64
4.32	104,557	451,760	X: -2.20; Y: 7.50	11.04	4.02	104,557	420,530	X: -2.20; Y: 7.50	11.04
4.67	112,993	527,394	X: -2.20; Y: 7.50	11.44	4.33	112,993	488,758	X: -2.20; Y: 7.50	11.44
5.01	121,311	607,927	X: -2.20; Y: 7.50	11.84	4.63	121,311	561,140	X: -2.20; Y: 7.50	11.84
5.35	129,519	693,323	X: -2.20; Y: 7.50	12.24	4.92	129,519	637,630	X: -2.20; Y: 7.50	12.24
1.97	38,163	75,084	X: -2.70; Y: 7.50	8.41	1.93	38,163	73,538	X: -2.70; Y: 7.50	8.41
2.37	49,377	116,793	X: -2.70; Y: 7.50	8.81	2.28	49,377	112,777	X: -2.70; Y: 7.50	8.81
2.73	59,982	163,735	X: -2.70; Y: 7.50	9.21	2.61	59,982	156,500	X: -2.70; Y: 7.50	9.21
3.11	69,569	216,211	X: -2.70; Y: 7.50	9.61	2.95	69,569	205,059	X: -2.70; Y: 7.50	9.61
3.48	78,759	273,844	X: -2.70; Y: 7.50	10.01	3.28	78,759	258,000	X: -2.70; Y: 7.50	10.01
3.84	87,733	336,621	X: -2.70; Y: 7.50	10.41	3.59	87,733	315,332	X: -2.70; Y: 7.50	10.41
4.19	96,545	404,457	X: -2.70; Y: 7.50	10.81	3.90	96,545	376,959	X: -2.70; Y: 7.50	10.81
4.52	105,634	477,245	X: -2.70; Y: 7.50	11.21	4.19	105,634	442,771	X: -2.70; Y: 7.50	11.21
4.86	114,132	555,005	X: -2.70; Y: 7.50	11.61	4.49	114,132	512,812	X: -2.70; Y: 7.50	11.61
5.21	122,498	637,646	X: -2.70; Y: 7.50	12.01	4.79	122,498	586,984	X: -2.70; Y: 7.50	12.01
5.55	130,744	725,135	X: -2.70; Y: 7.50	12.41	5.09	130,744	665,249	X: -2.70; Y: 7.50	12.41
2.34	37,667	88,173	X: -3.20; Y: 7.50	8.61	2.26	37,667	85,199	X: -3.20; Y: 7.50	8.61
2.68	49,577	132,637	X: -3.20; Y: 7.50	9.01	2.56	49,577	126,884	X: -3.20; Y: 7.50	9.01
3.03	60,217	182,558	X: -3.20; Y: 7.50	9.41	2.88	60,217	173,233	X: -3.20; Y: 7.50	9.41
3.38	70,327	237,625	X: -3.20; Y: 7.50	9.81	3.19	70,327	224,029	X: -3.20; Y: 7.50	9.81
3.74	79,611	297,794	X: -3.20; Y: 7.50	10.21	3.51	79,611	279,161	X: -3.20; Y: 7.50	10.21
4.09	88,698	363,070	X: -3.20; Y: 7.50	10.61	3.82	88,698	338,633	X: -3.20; Y: 7.50	10.61
4.44	97,578	433,375	X: -3.20; Y: 7.50	11.01	4.12	97,578	402,375	X: -3.20; Y: 7.50	11.01
4.79	106,251	508,650	X: -3.20; Y: 7.50	11.41	4.43	106,251	470,325	X: -3.20; Y: 7.50	11.41
5.13	114,789	588,831	X: -3.20; Y: 7.50	11.81	4.73	114,789	542,426	X: -3.20; Y: 7.50	11.81
5.47	123,202	673,880	X: -3.20; Y: 7.50	12.21	5.02	123,202	618,641	X: -3.20; Y: 7.50	12.21
5.81	131,500	763,755	X: -3.20; Y: 7.50	12.61	5.32	131,500	698,930	X: -3.20; Y: 7.50	12.61
2.80	37,732	105,475	X: -3.70; Y: 7.50	8.84	2.67	37,732	100,875	X: -3.70; Y: 7.50	8.84
3.08	49,555	152,853	X: -3.70; Y: 7.50	9.24	2.93	49,555	145,045	X: -3.70; Y: 7.50	9.24
3.39	60,760	206,031	X: -3.70; Y: 7.50	9.64	3.20	60,760	194,260	X: -3.70; Y: 7.50	9.64
3.74	70,547	263,978	X: -3.70; Y: 7.50	10.04	3.51	70,547	247,521	X: -3.70; Y: 7.50	10.04
4.10	79,833	326,964	X: -3.70; Y: 7.50	10.44	3.82	79,833	305,082	X: -3.70; Y: 7.50	10.44
4.42	89,393	394,976	X: -3.70; Y: 7.50	10.84	4.10	89,393	366,855	X: -3.70; Y: 7.50	10.84
4.76	98,310	468,029	X: -3.70; Y: 7.50	11.24	4.40	98,310	432,939	X: -3.70; Y: 7.50	11.24
5.10	107,065	546,022	X: -3.70; Y: 7.50	11.64	4.70	107,065	503,200	X: -3.70; Y: 7.50	11.64
5.44	115,672	628,904	X: -3.70; Y: 7.50	12.04	4.99	115,672	577,592	X: -3.70; Y: 7.50	12.04

Bishop					Fellenius				
CS	FrzRbit	FrzRes	Centro	Raggio	CS	FrzRbit	FrzRes	Centro	Raggio
	[N]	[N]	[m]	[m]		[N]	[N]	[m]	[m]
5.77	124,146	716,635	X: -3.70; Y: 7.50	12.44	5.28	124,146	656,078	X: -3.70; Y: 7.50	12.44
6.11	132,496	809,181	X: -3.70; Y: 7.50	12.84	5.57	132,496	738,628	X: -3.70; Y: 7.50	12.84
3.38	37,572	126,965	X: -4.20; Y: 7.50	9.08	3.21	37,572	120,455	X: -4.20; Y: 7.50	9.08
3.63	49,087	177,955	X: -4.20; Y: 7.50	9.48	3.42	49,087	167,840	X: -4.20; Y: 7.50	9.48
3.86	60,699	234,109	X: -4.20; Y: 7.50	9.88	3.62	60,699	219,496	X: -4.20; Y: 7.50	9.88
4.15	71,107	295,352	X: -4.20; Y: 7.50	10.28	3.88	71,107	275,541	X: -4.20; Y: 7.50	10.28
4.49	80,461	361,399	X: -4.20; Y: 7.50	10.68	4.17	80,461	335,707	X: -4.20; Y: 7.50	10.68
4.82	89,825	432,718	X: -4.20; Y: 7.50	11.08	4.46	89,825	400,395	X: -4.20; Y: 7.50	11.08
5.15	98,830	508,787	X: -4.20; Y: 7.50	11.48	4.75	98,830	469,040	X: -4.20; Y: 7.50	11.48
5.49	107,363	589,505	X: -4.20; Y: 7.50	11.88	5.04	107,363	541,564	X: -4.20; Y: 7.50	11.88
5.82	116,037	675,343	X: -4.20; Y: 7.50	12.28	5.33	116,037	618,458	X: -4.20; Y: 7.50	12.28
6.15	124,581	766,014	X: -4.20; Y: 7.50	12.68	5.61	124,581	699,430	X: -4.20; Y: 7.50	12.68
6.48	133,008	861,485	X: -4.20; Y: 7.50	13.08	5.90	133,008	784,453	X: -4.20; Y: 7.50	13.08
Verifica 5									
Approccio 1, Combinazione 2									
Stato Limite Ultimo					con sisma				
1.45	29,683	43,106	X: 0.30; Y: 3.00	3.46	1.43	29,683	42,482	X: 0.30; Y: 3.00	3.46
1.60	40,147	64,428	X: 0.30; Y: 3.00	3.86	1.56	40,147	62,435	X: 0.30; Y: 3.00	3.86
1.85	48,906	90,528	X: 0.30; Y: 3.00	4.26	1.76	48,906	85,948	X: 0.30; Y: 3.00	4.26
2.11	57,539	121,285	X: 0.30; Y: 3.00	4.66	1.97	57,539	113,343	X: 0.30; Y: 3.00	4.66
2.40	65,040	155,778	X: 0.30; Y: 3.00	5.06	2.21	65,040	143,713	X: 0.30; Y: 3.00	5.06
2.65	73,686	195,488	X: 0.30; Y: 3.00	5.46	2.42	73,686	178,683	X: 0.30; Y: 3.00	5.46
2.91	82,401	239,551	X: 0.30; Y: 3.00	5.86	2.64	82,401	217,310	X: 0.30; Y: 3.00	5.86
3.16	91,131	287,908	X: 0.30; Y: 3.00	6.26	2.85	91,131	259,534	X: 0.30; Y: 3.00	6.26
3.46	98,093	339,458	X: 0.30; Y: 3.00	6.66	3.10	98,093	304,333	X: 0.30; Y: 3.00	6.66
3.70	107,088	396,491	X: 0.30; Y: 3.00	7.06	3.31	107,088	353,929	X: 0.30; Y: 3.00	7.06
3.94	116,181	457,733	X: 0.30; Y: 3.00	7.46	3.50	116,181	407,045	X: 0.30; Y: 3.00	7.46
1.10	28,743	31,620	X: -0.20; Y: 3.00	3.36	1.12	28,743	32,295	X: -0.20; Y: 3.00	3.36
1.40	36,938	51,676	X: -0.20; Y: 3.00	3.76	1.37	36,938	50,503	X: -0.20; Y: 3.00	3.76
1.64	46,716	76,428	X: -0.20; Y: 3.00	4.16	1.56	46,716	72,938	X: -0.20; Y: 3.00	4.16
1.92	55,273	106,142	X: -0.20; Y: 3.00	4.56	1.80	55,273	99,382	X: -0.20; Y: 3.00	4.56
2.20	63,848	140,366	X: -0.20; Y: 3.00	4.96	2.03	63,848	129,648	X: -0.20; Y: 3.00	4.96
2.47	72,447	178,996	X: -0.20; Y: 3.00	5.36	2.26	72,447	163,633	X: -0.20; Y: 3.00	5.36
2.78	79,558	220,975	X: -0.20; Y: 3.00	5.76	2.52	79,558	200,265	X: -0.20; Y: 3.00	5.76
3.04	88,275	268,367	X: -0.20; Y: 3.00	6.16	2.74	88,275	241,706	X: -0.20; Y: 3.00	6.16
3.30	97,108	320,028	X: -0.20; Y: 3.00	6.56	2.95	97,108	286,733	X: -0.20; Y: 3.00	6.56
3.57	105,328	375,969	X: -0.20; Y: 3.00	6.96	3.18	105,328	335,313	X: -0.20; Y: 3.00	6.96
3.87	112,253	434,898	X: -0.20; Y: 3.00	7.36	3.44	112,253	386,380	X: -0.20; Y: 3.00	7.36
1.08	28,495	30,678	X: -0.70; Y: 3.00	3.49	1.08	28,495	30,898	X: -0.70; Y: 3.00	3.49
1.35	39,203	52,744	X: -0.70; Y: 3.00	3.89	1.31	39,203	51,178	X: -0.70; Y: 3.00	3.89
1.66	47,985	79,417	X: -0.70; Y: 3.00	4.29	1.56	47,985	75,000	X: -0.70; Y: 3.00	4.29
1.95	56,643	110,657	X: -0.70; Y: 3.00	4.69	1.81	56,643	102,707	X: -0.70; Y: 3.00	4.69
2.24	65,346	146,323	X: -0.70; Y: 3.00	5.09	2.05	65,346	134,163	X: -0.70; Y: 3.00	5.09
2.55	72,823	185,573	X: -0.70; Y: 3.00	5.49	2.31	72,823	168,514	X: -0.70; Y: 3.00	5.49
2.82	81,629	230,026	X: -0.70; Y: 3.00	5.89	2.54	81,629	207,449	X: -0.70; Y: 3.00	5.89
3.08	90,483	278,767	X: -0.70; Y: 3.00	6.29	2.76	90,483	249,987	X: -0.70; Y: 3.00	6.29
3.34	99,318	331,751	X: -0.70; Y: 3.00	6.69	2.98	99,318	296,086	X: -0.70; Y: 3.00	6.69
3.65	106,395	387,978	X: -0.70; Y: 3.00	7.09	3.24	106,395	344,870	X: -0.70; Y: 3.00	7.09
3.89	115,548	449,599	X: -0.70; Y: 3.00	7.49	3.45	115,548	398,312	X: -0.70; Y: 3.00	7.49
1.16	30,143	34,923	X: -1.20; Y: 3.00	3.69	1.14	30,143	34,313	X: -1.20; Y: 3.00	3.69
1.51	39,197	59,130	X: -1.20; Y: 3.00	4.09	1.43	39,197	56,058	X: -1.20; Y: 3.00	4.09
1.78	49,367	87,780	X: -1.20; Y: 3.00	4.49	1.65	49,367	81,629	X: -1.20; Y: 3.00	4.49
2.08	58,302	121,158	X: -1.20; Y: 3.00	4.89	1.91	58,302	111,161	X: -1.20; Y: 3.00	4.89
2.40	65,963	158,128	X: -1.20; Y: 3.00	5.29	2.18	65,963	143,568	X: -1.20; Y: 3.00	5.29
2.68	74,845	200,348	X: -1.20; Y: 3.00	5.69	2.41	74,845	180,625	X: -1.20; Y: 3.00	5.69
2.98	82,994	246,954	X: -1.20; Y: 3.00	6.09	2.67	82,994	221,377	X: -1.20; Y: 3.00	6.09
3.24	92,035	297,738	X: -1.20; Y: 3.00	6.49	2.89	92,035	265,634	X: -1.20; Y: 3.00	6.49
3.54	99,229	351,689	X: -1.20; Y: 3.00	6.89	3.15	99,229	312,467	X: -1.20; Y: 3.00	6.89
3.79	108,519	411,133	X: -1.20; Y: 3.00	7.29	3.36	108,519	364,086	X: -1.20; Y: 3.00	7.29
4.03	117,881	474,772	X: -1.20; Y: 3.00	7.69	3.56	117,881	419,212	X: -1.20; Y: 3.00	7.69
1.42	30,634	43,411	X: -1.70; Y: 3.00	3.94	1.34	30,634	41,041	X: -1.70; Y: 3.00	3.94
1.76	40,023	70,380	X: -1.70; Y: 3.00	4.34	1.63	40,023	65,232	X: -1.70; Y: 3.00	4.34
2.06	49,382	101,940	X: -1.70; Y: 3.00	4.74	1.89	49,382	93,288	X: -1.70; Y: 3.00	4.74
2.35	58,680	137,979	X: -1.70; Y: 3.00	5.14	2.13	58,680	125,113	X: -1.70; Y: 3.00	5.14
2.63	67,920	178,403	X: -1.70; Y: 3.00	5.54	2.36	67,920	160,621	X: -1.70; Y: 3.00	5.54
2.94	75,731	222,341	X: -1.70; Y: 3.00	5.94	2.63	75,731	198,978	X: -1.70; Y: 3.00	5.94
3.19	85,017	271,528	X: -1.70; Y: 3.00	6.34	2.85	85,017	241,922	X: -1.70; Y: 3.00	6.34
3.45	94,302	324,976	X: -1.70; Y: 3.00	6.74	3.06	94,302	288,438	X: -1.70; Y: 3.00	6.74
3.76	101,471	381,483	X: -1.70; Y: 3.00	7.14	3.33	101,471	337,438	X: -1.70; Y: 3.00	7.14
4.00	110,913	443,589	X: -1.70; Y: 3.00	7.54	3.53	110,913	391,318	X: -1.70; Y: 3.00	7.54
4.23	120,420	509,883	X: -1.70; Y: 3.00	7.94	3.73	120,420	448,698	X: -1.70; Y: 3.00	7.94
1.87	30,304	56,698	X: -2.20; Y: 3.00	4.23	1.72	30,304	52,054	X: -2.20; Y: 3.00	4.23
2.16	40,272	86,838	X: -2.20; Y: 3.00	4.63	1.96	40,272	78,973	X: -2.20; Y: 3.00	4.63
2.43	50,027	121,586	X: -2.20; Y: 3.00	5.03	2.19	50,027	109,765	X: -2.20; Y: 3.00	5.03
2.70	59,647	160,809	X: -2.20; Y: 3.00	5.43	2.42	59,647	144,316	X: -2.20; Y: 3.00	5.43
2.95	69,184	204,413	X: -2.20; Y: 3.00	5.83	2.64	69,184	182,543	X: -2.20; Y: 3.00	5.83
3.21	78,651	252,327	X: -2.20; Y: 3.00	6.23	2.85	78,651	224,379	X: -2.20; Y: 3.00	6.23
3.51	86,410	303,579	X: -2.20; Y: 3.00	6.63	3.11	86,410	268,949	X: -2.20; Y: 3.00	6.63
3.75	95,980	360,199	X: -2.20; Y: 3.00	7.03	3.32	95,980	318,176	X: -2.20; Y: 3.00	7.03
4.01	104,911	421,078	X: -2.20; Y: 3.00	7.43	3.54	104,911	371,010	X: -2.20; Y: 3.00	7.43
4.32	112,286	484,884	X: -2.20; Y: 3.00	7.83	3.80	112,286	426,227	X: -2.20; Y: 3.00	7.83
4.54	122,179	554,345	X: -2.20; Y: 3.00	8.23	3.98	122,179	486,303	X: -2.20; Y: 3.00	8.23
2.47	30,711	75,925	X: -2.70; Y: 3.00	4.56	2.24	30,711	68,718	X: -2.70; Y: 3.00	4.56
2.66	41,182	109,695	X: -2.70; Y: 3.00	4.96	2.40	41,182	98,668	X: -2.70; Y: 3.00	4.96

Bishop					Fellenius				
CS	FrzRbit	FrzRes	Centro	Raggio	CS	FrzRbit	FrzRes	Centro	Raggio
	[N]	[N]	[m]	[m]		[N]	[N]	[m]	[m]
2.88	51,395	147,983	X: -2.70; Y: 3.00	5.36	2.58	51,395	132,404	X: -2.70; Y: 3.00	5.36
3.17	59,899	189,695	X: -2.70; Y: 3.00	5.76	2.82	59,899	168,842	X: -2.70; Y: 3.00	5.76
3.39	69,824	236,880	X: -2.70; Y: 3.00	6.16	3.01	69,824	210,119	X: -2.70; Y: 3.00	6.16
3.62	79,718	288,375	X: -2.70; Y: 3.00	6.56	3.20	79,718	255,007	X: -2.70; Y: 3.00	6.56
3.87	88,872	344,182	X: -2.70; Y: 3.00	6.96	3.42	88,872	303,582	X: -2.70; Y: 3.00	6.96
4.17	96,642	402,995	X: -2.70; Y: 3.00	7.36	3.67	96,642	354,538	X: -2.70; Y: 3.00	7.36
4.38	106,687	467,413	X: -2.70; Y: 3.00	7.76	3.85	106,687	410,345	X: -2.70; Y: 3.00	7.76
4.59	116,732	536,016	X: -2.70; Y: 3.00	8.16	4.02	116,732	469,648	X: -2.70; Y: 3.00	8.16
4.89	124,097	607,398	X: -2.70; Y: 3.00	8.56	4.28	124,097	531,298	X: -2.70; Y: 3.00	8.56
3.23	31,122	100,467	X: -3.20; Y: 3.00	4.92	2.90	31,122	90,189	X: -3.20; Y: 3.00	4.92
3.29	42,031	138,139	X: -3.20; Y: 3.00	5.32	2.93	42,031	123,322	X: -3.20; Y: 3.00	5.32
3.50	51,297	179,422	X: -3.20; Y: 3.00	5.72	3.11	51,297	159,388	X: -3.20; Y: 3.00	5.72
3.66	61,751	226,040	X: -3.20; Y: 3.00	6.12	3.24	61,751	200,128	X: -3.20; Y: 3.00	6.12
3.88	71,342	277,047	X: -3.20; Y: 3.00	6.52	3.43	71,342	244,672	X: -3.20; Y: 3.00	6.52
4.07	81,596	332,246	X: -3.20; Y: 3.00	6.92	3.59	81,596	292,598	X: -3.20; Y: 3.00	6.92
4.35	89,922	390,712	X: -3.20; Y: 3.00	7.32	3.82	89,922	343,263	X: -3.20; Y: 3.00	7.32
4.53	100,252	454,604	X: -3.20; Y: 3.00	7.72	3.98	100,252	398,578	X: -3.20; Y: 3.00	7.72
4.73	110,511	522,681	X: -3.20; Y: 3.00	8.12	4.14	110,511	457,396	X: -3.20; Y: 3.00	8.12
5.02	118,279	593,747	X: -3.20; Y: 3.00	8.52	4.39	118,279	518,796	X: -3.20; Y: 3.00	8.52
5.21	128,681	670,456	X: -3.20; Y: 3.00	8.92	4.55	128,681	584,964	X: -3.20; Y: 3.00	8.92
4.28	30,310	129,729	X: -3.70; Y: 3.00	5.30	3.82	30,310	115,768	X: -3.70; Y: 3.00	5.30
4.12	41,623	171,642	X: -3.70; Y: 3.00	5.70	3.66	41,623	152,399	X: -3.70; Y: 3.00	5.70
4.14	52,687	217,958	X: -3.70; Y: 3.00	6.10	3.66	52,687	192,776	X: -3.70; Y: 3.00	6.10
4.28	62,799	268,675	X: -3.70; Y: 3.00	6.50	3.77	62,799	237,034	X: -3.70; Y: 3.00	6.50
4.51	71,580	322,469	X: -3.70; Y: 3.00	6.90	3.96	71,580	283,623	X: -3.70; Y: 3.00	6.90
4.64	82,338	381,869	X: -3.70; Y: 3.00	7.30	4.07	82,338	335,115	X: -3.70; Y: 3.00	7.30
4.79	93,026	445,500	X: -3.70; Y: 3.00	7.70	4.19	93,026	390,154	X: -3.70; Y: 3.00	7.70
5.07	101,050	511,928	X: -3.70; Y: 3.00	8.10	4.43	101,050	447,519	X: -3.70; Y: 3.00	8.10
5.23	111,728	584,223	X: -3.70; Y: 3.00	8.50	4.56	111,728	509,963	X: -3.70; Y: 3.00	8.50
5.40	122,379	660,683	X: -3.70; Y: 3.00	8.90	4.71	122,379	575,886	X: -3.70; Y: 3.00	8.90
5.69	129,962	739,695	X: -3.70; Y: 3.00	9.30	4.96	129,962	643,994	X: -3.70; Y: 3.00	9.30
5.37	30,898	165,800	X: -4.20; Y: 3.00	5.70	4.78	30,898	147,543	X: -4.20; Y: 3.00	5.70
4.97	42,649	212,047	X: -4.20; Y: 3.00	6.10	4.40	42,649	187,666	X: -4.20; Y: 3.00	6.10
4.92	53,362	262,696	X: -4.20; Y: 3.00	6.50	4.34	53,362	231,776	X: -4.20; Y: 3.00	6.50
5.05	62,677	316,422	X: -4.20; Y: 3.00	6.90	4.44	62,677	278,198	X: -4.20; Y: 3.00	6.90
5.08	73,912	375,767	X: -4.20; Y: 3.00	7.30	4.46	73,912	329,553	X: -4.20; Y: 3.00	7.30
5.17	85,024	439,348	X: -4.20; Y: 3.00	7.70	4.52	85,024	384,478	X: -4.20; Y: 3.00	7.70
5.41	93,433	505,733	X: -4.20; Y: 3.00	8.10	4.73	93,433	441,750	X: -4.20; Y: 3.00	8.10
5.53	104,458	577,992	X: -4.20; Y: 3.00	8.50	4.83	104,458	504,118	X: -4.20; Y: 3.00	8.50
5.67	115,425	654,423	X: -4.20; Y: 3.00	8.90	4.94	115,425	569,974	X: -4.20; Y: 3.00	8.90
5.95	123,298	733,406	X: -4.20; Y: 3.00	9.30	5.17	123,298	638,025	X: -4.20; Y: 3.00	9.30
6.11	133,993	818,478	X: -4.20; Y: 3.00	9.70	5.31	133,993	711,322	X: -4.20; Y: 3.00	9.70
1.44	31,761	45,715	X: 0.30; Y: 3.50	3.94	1.43	31,761	45,573	X: 0.30; Y: 3.50	3.94
1.66	40,712	67,717	X: 0.30; Y: 3.50	4.34	1.62	40,712	65,872	X: 0.30; Y: 3.50	4.34
1.91	50,018	95,439	X: 0.30; Y: 3.50	4.74	1.82	50,018	91,124	X: 0.30; Y: 3.50	4.74
2.16	58,948	127,409	X: 0.30; Y: 3.50	5.14	2.03	58,948	119,835	X: 0.30; Y: 3.50	5.14
2.44	67,000	163,293	X: 0.30; Y: 3.50	5.54	2.26	67,000	151,695	X: 0.30; Y: 3.50	5.54
2.66	76,671	204,203	X: 0.30; Y: 3.50	5.94	2.45	76,671	188,056	X: 0.30; Y: 3.50	5.94
2.95	84,756	249,698	X: 0.30; Y: 3.50	6.34	2.69	84,756	228,090	X: 0.30; Y: 3.50	6.34
3.20	93,707	299,448	X: 0.30; Y: 3.50	6.74	2.90	93,707	271,796	X: 0.30; Y: 3.50	6.74
3.44	102,702	353,493	X: 0.30; Y: 3.50	7.14	3.11	102,702	319,109	X: 0.30; Y: 3.50	7.14
3.73	110,231	410,918	X: 0.30; Y: 3.50	7.54	3.35	110,231	369,187	X: 0.30; Y: 3.50	7.54
3.96	119,461	473,633	X: 0.30; Y: 3.50	7.94	3.55	119,461	423,854	X: 0.30; Y: 3.50	7.94
1.18	29,093	34,428	X: -0.20; Y: 3.50	3.86	1.20	29,093	34,997	X: -0.20; Y: 3.50	3.86
1.42	39,326	55,723	X: -0.20; Y: 3.50	4.26	1.40	39,326	54,885	X: -0.20; Y: 3.50	4.26
1.70	48,307	81,976	X: -0.20; Y: 3.50	4.66	1.63	48,307	78,678	X: -0.20; Y: 3.50	4.66
1.98	57,049	113,016	X: -0.20; Y: 3.50	5.06	1.87	57,049	106,517	X: -0.20; Y: 3.50	5.06
2.26	65,859	148,618	X: -0.20; Y: 3.50	5.46	2.10	65,859	138,233	X: -0.20; Y: 3.50	5.46
2.53	74,702	188,684	X: -0.20; Y: 3.50	5.86	2.33	74,702	173,730	X: -0.20; Y: 3.50	5.86
2.79	83,576	233,140	X: -0.20; Y: 3.50	6.26	2.55	83,576	212,928	X: -0.20; Y: 3.50	6.26
3.05	92,473	281,923	X: -0.20; Y: 3.50	6.66	2.77	92,473	255,772	X: -0.20; Y: 3.50	6.66
3.34	100,178	334,286	X: -0.20; Y: 3.50	7.06	3.01	100,178	301,557	X: -0.20; Y: 3.50	7.06
3.59	109,267	391,768	X: -0.20; Y: 3.50	7.46	3.22	109,267	351,780	X: -0.20; Y: 3.50	7.46
3.83	118,388	453,493	X: -0.20; Y: 3.50	7.86	3.43	118,388	405,567	X: -0.20; Y: 3.50	7.86
1.08	30,763	33,184	X: -0.70; Y: 3.50	3.97	1.10	30,763	33,838	X: -0.70; Y: 3.50	3.97
1.40	40,224	56,383	X: -0.70; Y: 3.50	4.37	1.37	40,224	55,048	X: -0.70; Y: 3.50	4.37
1.71	49,186	84,163	X: -0.70; Y: 3.50	4.77	1.63	49,186	80,087	X: -0.70; Y: 3.50	4.77
1.97	59,130	116,416	X: -0.70; Y: 3.50	5.17	1.84	59,130	109,010	X: -0.70; Y: 3.50	5.17
2.25	68,041	153,343	X: -0.70; Y: 3.50	5.57	2.08	68,041	141,815	X: -0.70; Y: 3.50	5.57
2.55	75,933	194,004	X: -0.70; Y: 3.50	5.97	2.34	75,933	177,644	X: -0.70; Y: 3.50	5.97
2.83	84,825	239,771	X: -0.70; Y: 3.50	6.37	2.57	84,825	217,964	X: -0.70; Y: 3.50	6.37
3.12	93,060	289,936	X: -0.70; Y: 3.50	6.77	2.82	93,060	261,970	X: -0.70; Y: 3.50	6.77
3.37	102,105	344,315	X: -0.70; Y: 3.50	7.17	3.03	102,105	309,552	X: -0.70; Y: 3.50	7.17
3.62	111,179	402,947	X: -0.70; Y: 3.50	7.57	3.24	111,179	360,708	X: -0.70; Y: 3.50	7.57
3.91	118,829	465,011	X: -0.70; Y: 3.50	7.97	3.49	118,829	414,723	X: -0.70; Y: 3.50	7.97
1.19	30,608	36,328	X: -1.20; Y: 3.50	4.14	1.18	30,608	36,010	X: -1.20; Y: 3.50	4.14
1.49	40,938	60,942	X: -1.20; Y: 3.50	4.54	1.43	40,938	58,396	X: -1.20; Y: 3.50	4.54
1.79	50,828	91,232	X: -1.20; Y: 3.50	4.94	1.69	50,828	85,738	X: -1.20; Y: 3.50	4.94
2.09	60,049	125,571	X: -1.20; Y: 3.50	5.34	1.94	60,049	116,367	X: -1.20; Y: 3.50	5.34
2.40	68,268	163,763	X: -1.20; Y: 3.50	5.74	2.20	68,268	150,124	X: -1.20; Y: 3.50	5.74
2.68	77,311	207,013	X: -1.20; Y: 3.50	6.14	2.44	77,311	188,321	X: -1.20; Y: 3.50	6.14
2.95	86,360	254,627	X: -1.20; Y: 3.50	6.54	2.67	86,360	230,198	X: -1.20; Y: 3.50	6.54
3.21	95,430	306,552	X: -1.20; Y: 3.50	6.94	2.89	95,430	275,706	X: -1.20; Y: 3.50	6.94

Bishop					Fellenius				
CS	FrzRbit	FrzRes	Centro	Raggio	CS	FrzRbit	FrzRes	Centro	Raggio
	[N]	[N]	[m]	[m]		[N]	[N]	[m]	[m]
3.47	104,511	362,744	X: -1.20; Y: 3.50	7.34	3.11	104,511	324,803	X: -1.20; Y: 3.50	7.34
3.76	112,197	422,393	X: -1.20; Y: 3.50	7.74	3.36	112,197	376,765	X: -1.20; Y: 3.50	7.74
4.01	121,517	487,235	X: -1.20; Y: 3.50	8.14	3.56	121,517	433,202	X: -1.20; Y: 3.50	8.14
1.39	31,683	44,013	X: -1.70; Y: 3.50	4.37	1.34	31,683	42,307	X: -1.70; Y: 3.50	4.37
1.73	41,319	71,592	X: -1.70; Y: 3.50	4.77	1.63	41,319	67,266	X: -1.70; Y: 3.50	4.77
2.04	50,896	103,814	X: -1.70; Y: 3.50	5.17	1.89	50,896	96,150	X: -1.70; Y: 3.50	5.17
2.29	61,235	140,458	X: -1.70; Y: 3.50	5.57	2.10	61,235	128,744	X: -1.70; Y: 3.50	5.57
2.60	69,566	181,012	X: -1.70; Y: 3.50	5.97	2.36	69,566	164,518	X: -1.70; Y: 3.50	5.97
2.88	78,827	226,675	X: -1.70; Y: 3.50	6.37	2.60	78,827	204,772	X: -1.70; Y: 3.50	6.37
3.17	87,389	276,747	X: -1.70; Y: 3.50	6.77	2.85	87,389	248,761	X: -1.70; Y: 3.50	6.77
3.42	96,723	331,043	X: -1.70; Y: 3.50	7.17	3.06	96,723	296,277	X: -1.70; Y: 3.50	7.17
3.67	106,052	389,595	X: -1.70; Y: 3.50	7.57	3.28	106,052	347,369	X: -1.70; Y: 3.50	7.57
3.96	113,953	451,604	X: -1.70; Y: 3.50	7.97	3.52	113,953	401,342	X: -1.70; Y: 3.50	7.97
4.20	123,517	518,802	X: -1.70; Y: 3.50	8.37	3.72	123,517	459,766	X: -1.70; Y: 3.50	8.37
1.75	31,929	55,972	X: -2.20; Y: 3.50	4.63	1.64	31,929	52,303	X: -2.20; Y: 3.50	4.63
2.06	41,918	86,491	X: -2.20; Y: 3.50	5.03	1.90	41,918	79,823	X: -2.20; Y: 3.50	5.03
2.35	51,755	121,640	X: -2.20; Y: 3.50	5.43	2.15	51,755	111,224	X: -2.20; Y: 3.50	5.43
2.62	61,485	161,299	X: -2.20; Y: 3.50	5.83	2.38	61,485	146,410	X: -2.20; Y: 3.50	5.83
2.89	71,126	205,378	X: -2.20; Y: 3.50	6.23	2.61	71,126	185,310	X: -2.20; Y: 3.50	6.23
3.18	79,488	253,049	X: -2.20; Y: 3.50	6.63	2.86	79,488	227,112	X: -2.20; Y: 3.50	6.63
3.43	89,086	305,920	X: -2.20; Y: 3.50	7.03	3.07	89,086	273,457	X: -2.20; Y: 3.50	7.03
3.68	98,702	363,080	X: -2.20; Y: 3.50	7.43	3.28	98,702	323,403	X: -2.20; Y: 3.50	7.43
3.92	108,234	424,498	X: -2.20; Y: 3.50	7.83	3.48	108,234	376,929	X: -2.20; Y: 3.50	7.83
4.22	116,057	489,200	X: -2.20; Y: 3.50	8.23	3.73	116,057	433,173	X: -2.20; Y: 3.50	8.23
4.45	125,797	559,261	X: -2.20; Y: 3.50	8.63	3.93	125,797	494,032	X: -2.20; Y: 3.50	8.63
2.26	32,336	73,207	X: -2.70; Y: 3.50	4.94	2.08	32,336	67,239	X: -2.70; Y: 3.50	4.94
2.53	42,085	106,465	X: -2.70; Y: 3.50	5.34	2.30	42,085	96,916	X: -2.70; Y: 3.50	5.34
2.77	52,283	144,929	X: -2.70; Y: 3.50	5.74	2.51	52,283	131,125	X: -2.70; Y: 3.50	5.74
3.02	62,315	187,890	X: -2.70; Y: 3.50	6.14	2.71	62,315	169,116	X: -2.70; Y: 3.50	6.14
3.26	72,236	235,259	X: -2.70; Y: 3.50	6.54	2.92	72,236	210,812	X: -2.70; Y: 3.50	6.54
3.50	82,076	286,976	X: -2.70; Y: 3.50	6.94	3.12	82,076	256,158	X: -2.70; Y: 3.50	6.94
3.73	91,840	342,986	X: -2.70; Y: 3.50	7.34	3.32	91,840	305,108	X: -2.70; Y: 3.50	7.34
4.02	100,173	402,493	X: -2.70; Y: 3.50	7.74	3.56	100,173	356,962	X: -2.70; Y: 3.50	7.74
4.25	110,045	467,185	X: -2.70; Y: 3.50	8.14	3.76	110,045	413,270	X: -2.70; Y: 3.50	8.14
4.49	119,337	536,128	X: -2.70; Y: 3.50	8.54	3.97	119,337	473,193	X: -2.70; Y: 3.50	8.54
4.78	127,311	608,208	X: -2.70; Y: 3.50	8.94	4.21	127,311	535,698	X: -2.70; Y: 3.50	8.94
2.96	32,072	95,089	X: -3.20; Y: 3.50	5.27	2.69	32,072	86,374	X: -3.20; Y: 3.50	5.27
3.09	42,926	132,658	X: -3.20; Y: 3.50	5.67	2.79	42,926	119,788	X: -3.20; Y: 3.50	5.67
3.27	53,519	174,750	X: -3.20; Y: 3.50	6.07	2.93	53,519	157,007	X: -3.20; Y: 3.50	6.07
3.46	63,909	221,272	X: -3.20; Y: 3.50	6.47	3.10	63,909	197,949	X: -3.20; Y: 3.50	6.47
3.73	72,812	271,318	X: -3.20; Y: 3.50	6.87	3.32	72,812	241,743	X: -3.20; Y: 3.50	6.87
3.93	83,017	326,655	X: -3.20; Y: 3.50	7.27	3.50	83,017	290,158	X: -3.20; Y: 3.50	7.27
4.15	93,179	386,284	X: -3.20; Y: 3.50	7.67	3.67	93,179	342,175	X: -3.20; Y: 3.50	7.67
4.38	102,689	450,205	X: -3.20; Y: 3.50	8.07	3.87	102,689	397,869	X: -3.20; Y: 3.50	8.07
4.66	111,003	517,323	X: -3.20; Y: 3.50	8.47	4.11	111,003	456,143	X: -3.20; Y: 3.50	8.47
4.86	121,296	589,853	X: -3.20; Y: 3.50	8.87	4.28	121,296	519,063	X: -3.20; Y: 3.50	8.87
5.07	131,576	666,574	X: -3.20; Y: 3.50	9.27	4.45	131,576	585,495	X: -3.20; Y: 3.50	9.27
3.78	32,544	122,890	X: -3.70; Y: 3.50	5.63	3.41	32,544	110,963	X: -3.70; Y: 3.50	5.63
3.76	43,777	164,399	X: -3.70; Y: 3.50	6.03	3.37	43,777	147,590	X: -3.70; Y: 3.50	6.03
3.84	54,712	210,349	X: -3.70; Y: 3.50	6.43	3.44	54,712	187,975	X: -3.70; Y: 3.50	6.43
4.05	64,268	259,987	X: -3.70; Y: 3.50	6.83	3.60	64,268	231,403	X: -3.70; Y: 3.50	6.83
4.20	74,903	314,780	X: -3.70; Y: 3.50	7.23	3.73	74,903	279,302	X: -3.70; Y: 3.50	7.23
4.41	84,793	373,920	X: -3.70; Y: 3.50	7.63	3.90	84,793	330,965	X: -3.70; Y: 3.50	7.63
4.59	95,235	437,261	X: -3.70; Y: 3.50	8.03	4.05	95,235	386,043	X: -3.70; Y: 3.50	8.03
4.84	104,063	504,026	X: -3.70; Y: 3.50	8.43	4.27	104,063	444,009	X: -3.70; Y: 3.50	8.43
5.03	114,601	576,033	X: -3.70; Y: 3.50	8.83	4.42	114,601	506,446	X: -3.70; Y: 3.50	8.83
5.22	125,052	652,233	X: -3.70; Y: 3.50	9.23	4.58	125,052	572,404	X: -3.70; Y: 3.50	9.23
5.48	133,386	731,594	X: -3.70; Y: 3.50	9.63	4.81	133,386	641,090	X: -3.70; Y: 3.50	9.63
4.72	33,098	156,265	X: -4.20; Y: 3.50	6.01	4.25	33,098	140,508	X: -4.20; Y: 3.50	6.01
4.62	43,547	201,162	X: -4.20; Y: 3.50	6.41	4.13	43,547	179,753	X: -4.20; Y: 3.50	6.41
4.58	54,865	251,288	X: -4.20; Y: 3.50	6.81	4.08	54,865	223,607	X: -4.20; Y: 3.50	6.81
4.68	65,316	305,824	X: -4.20; Y: 3.50	7.21	4.15	65,316	271,354	X: -4.20; Y: 3.50	7.21
4.78	76,305	364,603	X: -4.20; Y: 3.50	7.61	4.23	76,305	322,514	X: -4.20; Y: 3.50	7.61
4.99	85,497	426,708	X: -4.20; Y: 3.50	8.01	4.40	85,497	376,443	X: -4.20; Y: 3.50	8.01
5.13	96,414	494,203	X: -4.20; Y: 3.50	8.41	4.51	96,414	435,033	X: -4.20; Y: 3.50	8.41
5.28	107,255	565,922	X: -4.20; Y: 3.50	8.81	4.64	107,255	497,176	X: -4.20; Y: 3.50	8.81
5.44	117,924	641,835	X: -4.20; Y: 3.50	9.21	4.77	117,924	562,859	X: -4.20; Y: 3.50	9.21
5.69	126,652	721,013	X: -4.20; Y: 3.50	9.61	4.99	126,652	631,368	X: -4.20; Y: 3.50	9.61
5.86	137,481	805,550	X: -4.20; Y: 3.50	10.01	5.12	137,481	704,382	X: -4.20; Y: 3.50	10.01
1.50	32,261	48,395	X: 0.30; Y: 4.00	4.43	1.50	32,261	48,322	X: 0.30; Y: 4.00	4.43
1.73	41,423	71,493	X: 0.30; Y: 4.00	4.83	1.68	41,423	69,788	X: 0.30; Y: 4.00	4.83
1.93	51,516	99,593	X: 0.30; Y: 4.00	5.23	1.86	51,516	95,649	X: 0.30; Y: 4.00	5.23
2.18	61,209	133,203	X: 0.30; Y: 4.00	5.63	2.06	61,209	126,136	X: 0.30; Y: 4.00	5.63
2.43	70,389	171,019	X: 0.30; Y: 4.00	6.03	2.27	70,389	160,050	X: 0.30; Y: 4.00	6.03
2.70	78,775	212,818	X: 0.30; Y: 4.00	6.43	2.50	78,775	197,209	X: 0.30; Y: 4.00	6.43
2.96	87,829	259,592	X: 0.30; Y: 4.00	6.83	2.72	87,829	238,691	X: 0.30; Y: 4.00	6.83
3.21	96,901	310,755	X: 0.30; Y: 4.00	7.23	2.93	96,901	283,871	X: 0.30; Y: 4.00	7.23
3.46	106,003	366,255	X: 0.30; Y: 4.00	7.63	3.14	106,003	332,703	X: 0.30; Y: 4.00	7.63
3.70	115,132	426,053	X: 0.30; Y: 4.00	8.03	3.35	115,132	385,152	X: 0.30; Y: 4.00	8.03
3.98	123,026	489,373	X: 0.30; Y: 4.00	8.43	3.58	123,026	440,502	X: 0.30; Y: 4.00	8.43
1.26	29,681	37,543	X: -0.20; Y: 4.00	4.35	1.28	29,681	38,078	X: -0.20; Y: 4.00	4.35
1.48	40,290	59,755	X: -0.20; Y: 4.00	4.75	1.46	40,290	58,988	X: -0.20; Y: 4.00	4.75
1.77	49,326	87,275	X: -0.20; Y: 4.00	5.15	1.71	49,326	84,101	X: -0.20; Y: 4.00	5.15

Bishop					Fellenius				
CS	FrzRbit	FrzRes	Centro	Raggio	CS	FrzRbit	FrzRes	Centro	Raggio
	[N]	[N]	[m]	[m]		[N]	[N]	[m]	[m]
2.01	59,359	119,450	X: -0.20; Y: 4.00	5.55	1.91	59,359	113,299	X: -0.20; Y: 4.00	5.55
2.29	68,442	156,426	X: -0.20; Y: 4.00	5.95	2.14	68,442	146,454	X: -0.20; Y: 4.00	5.95
2.55	77,502	197,922	X: -0.20; Y: 4.00	6.35	2.37	77,502	183,441	X: -0.20; Y: 4.00	6.35
2.82	86,552	243,858	X: -0.20; Y: 4.00	6.75	2.59	86,552	224,178	X: -0.20; Y: 4.00	6.75
3.08	95,607	294,173	X: -0.20; Y: 4.00	7.15	2.81	95,607	268,610	X: -0.20; Y: 4.00	7.15
3.33	104,669	348,817	X: -0.20; Y: 4.00	7.55	3.03	104,669	316,690	X: -0.20; Y: 4.00	7.55
3.61	112,700	407,134	X: -0.20; Y: 4.00	7.95	3.26	112,700	367,803	X: -0.20; Y: 4.00	7.95
3.86	121,929	470,468	X: -0.20; Y: 4.00	8.35	3.47	121,929	423,249	X: -0.20; Y: 4.00	8.35
1.14	31,411	35,855	X: -0.70; Y: 4.00	4.45	1.16	31,411	36,571	X: -0.70; Y: 4.00	4.45
1.47	40,570	59,561	X: -0.70; Y: 4.00	4.85	1.44	40,570	58,329	X: -0.70; Y: 4.00	4.85
1.73	51,236	88,576	X: -0.70; Y: 4.00	5.25	1.66	51,236	84,903	X: -0.70; Y: 4.00	5.25
2.02	60,548	122,173	X: -0.70; Y: 4.00	5.65	1.90	60,548	115,176	X: -0.70; Y: 4.00	5.65
2.30	69,776	160,340	X: -0.70; Y: 4.00	6.05	2.14	69,776	149,327	X: -0.70; Y: 4.00	6.05
2.57	78,902	202,983	X: -0.70; Y: 4.00	6.45	2.37	78,902	187,263	X: -0.70; Y: 4.00	6.45
2.86	87,186	249,483	X: -0.70; Y: 4.00	6.85	2.62	87,186	228,358	X: -0.70; Y: 4.00	6.85
3.12	96,318	300,948	X: -0.70; Y: 4.00	7.25	2.84	96,318	273,777	X: -0.70; Y: 4.00	7.25
3.38	105,456	356,746	X: -0.70; Y: 4.00	7.65	3.06	105,456	322,849	X: -0.70; Y: 4.00	7.65
3.64	114,627	416,839	X: -0.70; Y: 4.00	8.05	3.28	114,627	375,538	X: -0.70; Y: 4.00	8.05
3.89	123,818	481,193	X: -0.70; Y: 4.00	8.45	3.49	123,818	431,813	X: -0.70; Y: 4.00	8.45
1.22	31,361	38,278	X: -1.20; Y: 4.00	4.61	1.22	31,361	38,226	X: -1.20; Y: 4.00	4.61
1.52	42,028	63,757	X: -1.20; Y: 4.00	5.01	1.47	42,028	61,634	X: -1.20; Y: 4.00	5.01
1.84	51,374	94,395	X: -1.20; Y: 4.00	5.41	1.74	51,374	89,374	X: -1.20; Y: 4.00	5.41
2.14	60,646	129,712	X: -1.20; Y: 4.00	5.81	2.00	60,646	121,111	X: -1.20; Y: 4.00	5.81
2.43	69,902	169,585	X: -1.20; Y: 4.00	6.21	2.24	69,902	156,724	X: -1.20; Y: 4.00	6.21
2.70	79,149	213,931	X: -1.20; Y: 4.00	6.61	2.48	79,149	196,127	X: -1.20; Y: 4.00	6.61
2.97	88,402	262,685	X: -1.20; Y: 4.00	7.01	2.71	88,402	239,254	X: -1.20; Y: 4.00	7.01
3.23	97,669	315,795	X: -1.20; Y: 4.00	7.41	2.93	97,669	286,056	X: -1.20; Y: 4.00	7.41
3.49	106,950	373,218	X: -1.20; Y: 4.00	7.81	3.15	106,950	336,490	X: -1.20; Y: 4.00	7.81
3.78	115,011	434,174	X: -1.20; Y: 4.00	8.21	3.39	115,011	389,824	X: -1.20; Y: 4.00	8.21
4.02	124,463	500,274	X: -1.20; Y: 4.00	8.61	3.60	124,463	447,617	X: -1.20; Y: 4.00	8.61
1.39	32,075	44,537	X: -1.70; Y: 4.00	4.81	1.35	32,075	43,283	X: -1.70; Y: 4.00	4.81
1.69	42,782	72,492	X: -1.70; Y: 4.00	5.21	1.61	42,782	68,797	X: -1.70; Y: 4.00	5.21
2.01	52,447	105,433	X: -1.70; Y: 4.00	5.61	1.88	52,447	98,545	X: -1.70; Y: 4.00	5.61
2.31	62,004	143,008	X: -1.70; Y: 4.00	6.01	2.13	62,004	132,229	X: -1.70; Y: 4.00	6.01
2.59	71,475	185,110	X: -1.70; Y: 4.00	6.41	2.37	71,475	169,749	X: -1.70; Y: 4.00	6.41
2.86	80,895	231,662	X: -1.70; Y: 4.00	6.81	2.61	80,895	211,028	X: -1.70; Y: 4.00	6.81
3.13	90,290	282,600	X: -1.70; Y: 4.00	7.21	2.84	90,290	256,008	X: -1.70; Y: 4.00	7.21
3.39	99,677	337,877	X: -1.70; Y: 4.00	7.61	3.06	99,677	304,641	X: -1.70; Y: 4.00	7.61
3.64	109,054	397,449	X: -1.70; Y: 4.00	8.01	3.27	109,054	356,890	X: -1.70; Y: 4.00	8.01
3.93	117,254	460,611	X: -1.70; Y: 4.00	8.41	3.51	117,254	412,111	X: -1.70; Y: 4.00	8.41
4.17	126,802	528,848	X: -1.70; Y: 4.00	8.81	3.72	126,802	471,704	X: -1.70; Y: 4.00	8.81
1.69	32,850	55,504	X: -2.20; Y: 4.00	5.05	1.60	32,850	52,592	X: -2.20; Y: 4.00	5.05
2.01	42,986	86,532	X: -2.20; Y: 4.00	5.45	1.88	42,986	80,813	X: -2.20; Y: 4.00	5.45
2.31	53,009	122,231	X: -2.20; Y: 4.00	5.85	2.13	53,009	112,955	X: -2.20; Y: 4.00	5.85
2.55	63,669	162,394	X: -2.20; Y: 4.00	6.25	2.34	63,669	148,811	X: -2.20; Y: 4.00	6.25
2.85	72,575	206,563	X: -2.20; Y: 4.00	6.65	2.59	72,575	187,967	X: -2.20; Y: 4.00	6.65
3.11	82,211	255,756	X: -2.20; Y: 4.00	7.05	2.82	82,211	231,496	X: -2.20; Y: 4.00	7.05
3.39	91,182	309,378	X: -2.20; Y: 4.00	7.45	3.06	91,182	278,791	X: -2.20; Y: 4.00	7.45
3.64	100,829	367,260	X: -2.20; Y: 4.00	7.85	3.27	100,829	329,633	X: -2.20; Y: 4.00	7.85
3.89	110,466	429,431	X: -2.20; Y: 4.00	8.25	3.48	110,466	384,080	X: -2.20; Y: 4.00	8.25
4.17	118,790	495,108	X: -2.20; Y: 4.00	8.65	3.72	118,790	441,428	X: -2.20; Y: 4.00	8.65
4.40	128,593	565,940	X: -2.20; Y: 4.00	9.05	3.91	128,593	503,214	X: -2.20; Y: 4.00	9.05
2.14	33,016	70,801	X: -2.70; Y: 4.00	5.33	1.99	33,016	65,813	X: -2.70; Y: 4.00	5.33
2.41	43,500	104,937	X: -2.70; Y: 4.00	5.73	2.22	43,500	96,688	X: -2.70; Y: 4.00	5.73
2.67	53,762	143,722	X: -2.70; Y: 4.00	6.13	2.45	53,762	131,458	X: -2.70; Y: 4.00	6.13
2.93	63,891	187,036	X: -2.70; Y: 4.00	6.53	2.66	63,891	170,030	X: -2.70; Y: 4.00	6.53
3.18	73,911	234,797	X: -2.70; Y: 4.00	6.93	2.87	73,911	212,337	X: -2.70; Y: 4.00	6.93
3.42	83,843	286,941	X: -2.70; Y: 4.00	7.33	3.08	83,843	258,328	X: -2.70; Y: 4.00	7.33
3.70	92,685	342,796	X: -2.70; Y: 4.00	7.73	3.32	92,685	307,366	X: -2.70; Y: 4.00	7.73
3.93	102,604	403,693	X: -2.70; Y: 4.00	8.13	3.52	102,604	360,762	X: -2.70; Y: 4.00	8.13
4.17	112,490	468,873	X: -2.70; Y: 4.00	8.53	3.71	112,490	417,759	X: -2.70; Y: 4.00	8.53
4.40	122,303	538,305	X: -2.70; Y: 4.00	8.93	3.91	122,303	478,334	X: -2.70; Y: 4.00	8.93
4.68	130,702	611,194	X: -2.70; Y: 4.00	9.33	4.15	130,702	541,804	X: -2.70; Y: 4.00	9.33
2.73	33,435	91,300	X: -3.20; Y: 4.00	5.64	2.51	33,435	83,904	X: -3.20; Y: 4.00	5.64
2.91	44,374	128,923	X: -3.20; Y: 4.00	6.04	2.65	44,374	117,681	X: -3.20; Y: 4.00	6.04
3.11	55,026	171,114	X: -3.20; Y: 4.00	6.44	2.82	55,026	155,293	X: -3.20; Y: 4.00	6.44
3.36	64,672	217,261	X: -3.20; Y: 4.00	6.84	3.03	64,672	196,141	X: -3.20; Y: 4.00	6.84
3.58	74,955	268,402	X: -3.20; Y: 4.00	7.24	3.22	74,955	241,305	X: -3.20; Y: 4.00	7.24
3.80	85,144	323,913	X: -3.20; Y: 4.00	7.64	3.41	85,144	290,146	X: -3.20; Y: 4.00	7.64
4.03	95,260	383,748	X: -3.20; Y: 4.00	8.04	3.60	95,260	342,622	X: -3.20; Y: 4.00	8.04
4.25	105,300	447,865	X: -3.20; Y: 4.00	8.44	3.79	105,300	398,698	X: -3.20; Y: 4.00	8.44
4.52	114,140	515,608	X: -3.20; Y: 4.00	8.84	4.01	114,140	457,811	X: -3.20; Y: 4.00	8.84
4.73	124,294	588,392	X: -3.20; Y: 4.00	9.24	4.19	124,294	521,224	X: -3.20; Y: 4.00	9.24
4.97	133,922	665,421	X: -3.20; Y: 4.00	9.64	4.39	133,922	588,258	X: -3.20; Y: 4.00	9.64
3.50	33,316	116,495	X: -3.70; Y: 4.00	5.98	3.19	33,316	106,222	X: -3.70; Y: 4.00	5.98
3.55	44,509	157,866	X: -3.70; Y: 4.00	6.38	3.22	44,509	143,098	X: -3.70; Y: 4.00	6.38
3.67	55,445	203,758	X: -3.70; Y: 4.00	6.78	3.31	55,445	183,792	X: -3.70; Y: 4.00	6.78
3.84	66,182	254,098	X: -3.70; Y: 4.00	7.18	3.45	66,182	228,235	X: -3.70; Y: 4.00	7.18
4.02	76,756	308,818	X: -3.70; Y: 4.00	7.58	3.60	76,756	276,367	X: -3.70; Y: 4.00	7.58
4.27	86,037	367,155	X: -3.70; Y: 4.00	7.98	3.81	86,037	327,470	X: -3.70; Y: 4.00	7.98
4.46	96,497	430,641	X: -3.70; Y: 4.00	8.38	3.97	96,497	383,029	X: -3.70; Y: 4.00	8.38
4.66	106,912	498,405	X: -3.70; Y: 4.00	8.78	4.14	106,912	442,188	X: -3.70; Y: 4.00	8.78
4.89	116,744	570,451	X: -3.70; Y: 4.00	9.18	4.33	116,744	505,015	X: -3.70; Y: 4.00	9.18

Bishop					Fellenius				
CS	FrzRbit	FrzRes	Centro	Raggio	CS	FrzRbit	FrzRes	Centro	Raggio
	[N]	[N]	[m]	[m]		[N]	[N]	[m]	[m]
5.14	125,551	645,843	X: -3.70; Y: 4.00	9.58	4.54	125,551	570,573	X: -3.70; Y: 4.00	9.58
5.34	136,092	726,492	X: -3.70; Y: 4.00	9.98	4.71	136,092	640,622	X: -3.70; Y: 4.00	9.98
4.36	33,872	147,561	X: -4.20; Y: 4.00	6.33	3.95	33,872	133,912	X: -4.20; Y: 4.00	6.33
4.25	45,397	192,898	X: -4.20; Y: 4.00	6.73	3.83	45,397	174,024	X: -4.20; Y: 4.00	6.73
4.28	56,646	242,683	X: -4.20; Y: 4.00	7.13	3.85	56,646	217,915	X: -4.20; Y: 4.00	7.13
4.39	67,663	296,857	X: -4.20; Y: 4.00	7.53	3.92	67,663	265,518	X: -4.20; Y: 4.00	7.53
4.58	77,518	354,795	X: -4.20; Y: 4.00	7.93	4.08	77,518	316,258	X: -4.20; Y: 4.00	7.93
4.73	88,336	417,748	X: -4.20; Y: 4.00	8.33	4.20	88,336	371,317	X: -4.20; Y: 4.00	8.33
4.92	98,504	485,023	X: -4.20; Y: 4.00	8.73	4.37	98,504	430,112	X: -4.20; Y: 4.00	8.73
5.10	109,148	556,507	X: -4.20; Y: 4.00	9.13	4.51	109,148	492,347	X: -4.20; Y: 4.00	9.13
5.33	118,427	631,538	X: -4.20; Y: 4.00	9.53	4.71	118,427	557,588	X: -4.20; Y: 4.00	9.53
5.51	129,181	711,669	X: -4.20; Y: 4.00	9.93	4.85	129,181	627,159	X: -4.20; Y: 4.00	9.93
5.69	139,836	795,997	X: -4.20; Y: 4.00	10.33	5.01	139,836	700,267	X: -4.20; Y: 4.00	10.33
1.56	32,472	50,642	X: 0.30; Y: 4.50	4.91	1.56	32,472	50,595	X: 0.30; Y: 4.50	4.91
1.74	42,983	74,860	X: 0.30; Y: 4.50	5.31	1.71	42,983	73,478	X: 0.30; Y: 4.50	5.31
1.98	52,557	104,256	X: 0.30; Y: 4.50	5.71	1.91	52,557	100,549	X: 0.30; Y: 4.50	5.71
2.24	61,865	138,587	X: 0.30; Y: 4.50	6.11	2.13	61,865	131,780	X: 0.30; Y: 4.50	6.11
2.49	71,647	178,052	X: 0.30; Y: 4.50	6.51	2.34	71,647	167,466	X: 0.30; Y: 4.50	6.51
2.74	80,983	221,695	X: 0.30; Y: 4.50	6.91	2.55	80,983	206,584	X: 0.30; Y: 4.50	6.91
3.00	89,674	269,373	X: 0.30; Y: 4.50	7.31	2.78	89,674	249,023	X: 0.30; Y: 4.50	7.31
3.25	98,964	321,926	X: 0.30; Y: 4.50	7.71	2.99	98,964	295,676	X: 0.30; Y: 4.50	7.71
3.50	108,281	378,858	X: 0.30; Y: 4.50	8.11	3.20	108,281	346,019	X: 0.30; Y: 4.50	8.11
3.74	117,628	440,129	X: 0.30; Y: 4.50	8.51	3.40	117,628	400,017	X: 0.30; Y: 4.50	8.51
3.98	127,003	505,702	X: 0.30; Y: 4.50	8.91	3.60	127,003	457,638	X: 0.30; Y: 4.50	8.91
1.34	30,176	40,358	X: -0.20; Y: 4.50	4.84	1.35	30,176	40,871	X: -0.20; Y: 4.50	4.84
1.56	40,801	63,591	X: -0.20; Y: 4.50	5.24	1.54	40,801	62,833	X: -0.20; Y: 4.50	5.24
1.80	51,198	92,120	X: -0.20; Y: 4.50	5.64	1.74	51,198	89,219	X: -0.20; Y: 4.50	5.64
2.07	60,713	125,712	X: -0.20; Y: 4.50	6.04	1.97	60,713	119,790	X: -0.20; Y: 4.50	6.04
2.34	69,995	164,028	X: -0.20; Y: 4.50	6.44	2.21	69,995	154,360	X: -0.20; Y: 4.50	6.44
2.61	79,254	206,915	X: -0.20; Y: 4.50	6.84	2.43	79,254	192,809	X: -0.20; Y: 4.50	6.84
2.87	88,520	254,289	X: -0.20; Y: 4.50	7.24	2.66	88,520	235,056	X: -0.20; Y: 4.50	7.24
3.13	97,795	306,087	X: -0.20; Y: 4.50	7.64	2.87	97,795	281,043	X: -0.20; Y: 4.50	7.64
3.38	107,087	362,256	X: -0.20; Y: 4.50	8.04	3.09	107,087	330,716	X: -0.20; Y: 4.50	8.04
3.63	116,394	422,758	X: -0.20; Y: 4.50	8.44	3.30	116,394	384,042	X: -0.20; Y: 4.50	8.44
3.90	124,806	487,008	X: -0.20; Y: 4.50	8.84	3.53	124,806	440,473	X: -0.20; Y: 4.50	8.84
1.20	31,702	38,032	X: -0.70; Y: 4.50	4.94	1.22	31,702	38,745	X: -0.70; Y: 4.50	4.94
1.49	42,233	62,851	X: -0.70; Y: 4.50	5.34	1.47	42,233	61,909	X: -0.70; Y: 4.50	5.34
1.79	51,863	92,676	X: -0.70; Y: 4.50	5.74	1.72	51,863	89,208	X: -0.70; Y: 4.50	5.74
2.07	61,609	127,798	X: -0.70; Y: 4.50	6.14	1.97	61,609	121,139	X: -0.70; Y: 4.50	6.14
2.35	71,023	167,214	X: -0.70; Y: 4.50	6.54	2.21	71,023	156,634	X: -0.70; Y: 4.50	6.54
2.63	80,400	211,156	X: -0.70; Y: 4.50	6.94	2.44	80,400	195,964	X: -0.70; Y: 4.50	6.94
2.89	89,743	259,548	X: -0.70; Y: 4.50	7.34	2.66	89,743	239,058	X: -0.70; Y: 4.50	7.34
3.17	98,380	311,885	X: -0.70; Y: 4.50	7.74	2.90	98,380	285,411	X: -0.70; Y: 4.50	7.74
3.43	107,726	369,086	X: -0.70; Y: 4.50	8.14	3.12	107,726	335,967	X: -0.70; Y: 4.50	8.14
3.68	117,104	430,621	X: -0.70; Y: 4.50	8.54	3.33	117,104	390,176	X: -0.70; Y: 4.50	8.54
3.92	126,514	496,458	X: -0.70; Y: 4.50	8.94	3.54	126,514	448,008	X: -0.70; Y: 4.50	8.94
1.21	32,620	39,628	X: -1.20; Y: 4.50	5.08	1.22	32,620	39,843	X: -1.20; Y: 4.50	5.08
1.56	42,712	66,530	X: -1.20; Y: 4.50	5.48	1.52	42,712	64,717	X: -1.20; Y: 4.50	5.48
1.88	52,315	98,138	X: -1.20; Y: 4.50	5.88	1.79	52,315	93,548	X: -1.20; Y: 4.50	5.88
2.14	62,688	134,368	X: -1.20; Y: 4.50	6.28	2.02	62,688	126,370	X: -1.20; Y: 4.50	6.28
2.43	72,178	175,343	X: -1.20; Y: 4.50	6.68	2.26	72,178	163,190	X: -1.20; Y: 4.50	6.68
2.71	81,617	220,843	X: -1.20; Y: 4.50	7.08	2.50	81,617	203,848	X: -1.20; Y: 4.50	7.08
2.97	91,025	270,792	X: -1.20; Y: 4.50	7.48	2.73	91,025	248,269	X: -1.20; Y: 4.50	7.48
3.24	100,422	325,139	X: -1.20; Y: 4.50	7.88	2.95	100,422	296,406	X: -1.20; Y: 4.50	7.88
3.50	109,821	383,838	X: -1.20; Y: 4.50	8.28	3.17	109,821	348,213	X: -1.20; Y: 4.50	8.28
3.75	119,224	446,850	X: -1.20; Y: 4.50	8.68	3.39	119,224	403,655	X: -1.20; Y: 4.50	8.68
4.02	127,649	513,558	X: -1.20; Y: 4.50	9.08	3.62	127,649	462,160	X: -1.20; Y: 4.50	9.08
1.40	32,661	45,580	X: -1.70; Y: 4.50	5.26	1.37	32,661	44,710	X: -1.70; Y: 4.50	5.26
1.70	43,630	74,288	X: -1.70; Y: 4.50	5.66	1.63	43,630	71,137	X: -1.70; Y: 4.50	5.66
2.02	53,606	108,035	X: -1.70; Y: 4.50	6.06	1.90	53,606	101,837	X: -1.70; Y: 4.50	6.06
2.32	63,274	146,498	X: -1.70; Y: 4.50	6.46	2.16	63,274	136,548	X: -1.70; Y: 4.50	6.46
2.60	72,904	189,524	X: -1.70; Y: 4.50	6.86	2.40	72,904	175,130	X: -1.70; Y: 4.50	6.86
2.87	82,500	237,043	X: -1.70; Y: 4.50	7.26	2.64	82,500	217,508	X: -1.70; Y: 4.50	7.26
3.14	92,074	288,988	X: -1.70; Y: 4.50	7.66	2.86	92,074	263,626	X: -1.70; Y: 4.50	7.66
3.40	101,637	345,308	X: -1.70; Y: 4.50	8.06	3.08	101,637	313,434	X: -1.70; Y: 4.50	8.06
3.65	111,193	405,966	X: -1.70; Y: 4.50	8.46	3.30	111,193	366,895	X: -1.70; Y: 4.50	8.46
3.93	119,770	470,326	X: -1.70; Y: 4.50	8.86	3.54	119,770	423,413	X: -1.70; Y: 4.50	8.86
4.17	129,449	539,678	X: -1.70; Y: 4.50	9.26	3.74	129,449	484,237	X: -1.70; Y: 4.50	9.26
1.66	33,200	55,143	X: -2.20; Y: 4.50	5.48	1.59	33,200	52,801	X: -2.20; Y: 4.50	5.48
1.99	43,436	86,634	X: -2.20; Y: 4.50	5.88	1.88	43,436	81,647	X: -2.20; Y: 4.50	5.88
2.26	54,356	122,799	X: -2.20; Y: 4.50	6.28	2.11	54,356	114,423	X: -2.20; Y: 4.50	6.28
2.55	64,326	163,743	X: -2.20; Y: 4.50	6.68	2.35	64,326	151,267	X: -2.20; Y: 4.50	6.68
2.82	74,191	209,234	X: -2.20; Y: 4.50	7.08	2.59	74,191	191,953	X: -2.20; Y: 4.50	7.08
3.09	83,979	259,196	X: -2.20; Y: 4.50	7.48	2.82	83,979	236,412	X: -2.20; Y: 4.50	7.48
3.35	93,720	313,567	X: -2.20; Y: 4.50	7.88	3.04	93,720	284,588	X: -2.20; Y: 4.50	7.88
3.60	103,430	372,300	X: -2.20; Y: 4.50	8.28	3.25	103,430	336,440	X: -2.20; Y: 4.50	8.28
3.85	113,118	435,356	X: -2.20; Y: 4.50	8.68	3.46	113,118	391,932	X: -2.20; Y: 4.50	8.68
4.12	121,774	502,090	X: -2.20; Y: 4.50	9.08	3.70	121,774	450,465	X: -2.20; Y: 4.50	9.08
4.36	131,578	573,829	X: -2.20; Y: 4.50	9.48	3.90	131,578	513,308	X: -2.20; Y: 4.50	9.48
2.06	33,491	68,983	X: -2.70; Y: 4.50	5.74	1.93	33,491	64,786	X: -2.70; Y: 4.50	5.74
2.34	44,399	103,871	X: -2.70; Y: 4.50	6.14	2.18	44,399	96,679	X: -2.70; Y: 4.50	6.14
2.61	54,822	143,108	X: -2.70; Y: 4.50	6.54	2.41	54,822	132,119	X: -2.70; Y: 4.50	6.54
2.87	65,092	186,923	X: -2.70; Y: 4.50	6.94	2.63	65,092	171,404	X: -2.70; Y: 4.50	6.94

Bishop					Fellenius				
CS	FrzRbit	FrzRes	Centro	Raggio	CS	FrzRbit	FrzRes	Centro	Raggio
	[N]	[N]	[m]	[m]		[N]	[N]	[m]	[m]
3.10	75,890	235,163	X: -2.70; Y: 4.50	7.34	2.82	75,890	214,355	X: -2.70; Y: 4.50	7.34
3.40	84,563	287,491	X: -2.70; Y: 4.50	7.74	3.08	84,563	260,778	X: -2.70; Y: 4.50	7.74
3.65	94,550	344,655	X: -2.70; Y: 4.50	8.14	3.29	94,550	311,322	X: -2.70; Y: 4.50	8.14
3.89	104,514	406,171	X: -2.70; Y: 4.50	8.54	3.50	104,514	365,528	X: -2.70; Y: 4.50	8.54
4.12	114,457	472,001	X: -2.70; Y: 4.50	8.94	3.70	114,457	423,363	X: -2.70; Y: 4.50	8.94
4.36	124,378	542,113	X: -2.70; Y: 4.50	9.34	3.90	124,378	484,802	X: -2.70; Y: 4.50	9.34
4.62	133,237	615,888	X: -2.70; Y: 4.50	9.74	4.12	133,237	549,303	X: -2.70; Y: 4.50	9.74
2.59	34,004	87,904	X: -3.20; Y: 4.50	6.03	2.40	34,004	81,571	X: -3.20; Y: 4.50	6.03
2.80	44,902	125,703	X: -3.20; Y: 4.50	6.43	2.58	44,902	115,818	X: -3.20; Y: 4.50	6.43
3.03	55,542	168,154	X: -3.20; Y: 4.50	6.83	2.77	55,542	153,973	X: -3.20; Y: 4.50	6.83
3.26	66,038	215,151	X: -3.20; Y: 4.50	7.23	2.97	66,038	195,943	X: -3.20; Y: 4.50	7.23
3.49	76,412	266,613	X: -3.20; Y: 4.50	7.63	3.16	76,412	241,668	X: -3.20; Y: 4.50	7.63
3.72	86,691	322,481	X: -3.20; Y: 4.50	8.03	3.36	86,691	291,098	X: -3.20; Y: 4.50	8.03
3.95	96,887	382,704	X: -3.20; Y: 4.50	8.43	3.55	96,887	344,193	X: -3.20; Y: 4.50	8.43
4.21	106,161	446,736	X: -3.20; Y: 4.50	8.83	3.77	106,161	400,447	X: -3.20; Y: 4.50	8.83
4.43	116,371	515,684	X: -3.20; Y: 4.50	9.23	3.96	116,371	460,919	X: -3.20; Y: 4.50	9.23
4.66	126,508	588,913	X: -3.20; Y: 4.50	9.63	4.15	126,508	524,997	X: -3.20; Y: 4.50	9.63
4.88	136,605	666,388	X: -3.20; Y: 4.50	10.03	4.34	136,605	592,650	X: -3.20; Y: 4.50	10.03
3.24	34,474	111,663	X: -3.70; Y: 4.50	6.35	2.98	34,474	102,796	X: -3.70; Y: 4.50	6.35
3.35	45,752	153,045	X: -3.70; Y: 4.50	6.75	3.06	45,752	140,008	X: -3.70; Y: 4.50	6.75
3.51	56,755	198,996	X: -3.70; Y: 4.50	7.15	3.19	56,755	181,068	X: -3.70; Y: 4.50	7.15
3.69	67,524	249,434	X: -3.70; Y: 4.50	7.55	3.35	67,524	225,908	X: -3.70; Y: 4.50	7.55
3.92	77,442	303,841	X: -3.70; Y: 4.50	7.95	3.54	77,442	274,021	X: -3.70; Y: 4.50	7.95
4.13	87,961	363,143	X: -3.70; Y: 4.50	8.35	3.71	87,961	326,349	X: -3.70; Y: 4.50	8.35
4.34	98,402	426,793	X: -3.70; Y: 4.50	8.75	3.89	98,402	382,337	X: -3.70; Y: 4.50	8.75
4.55	108,776	494,751	X: -3.70; Y: 4.50	9.15	4.06	108,776	441,950	X: -3.70; Y: 4.50	9.15
4.80	117,940	566,308	X: -3.70; Y: 4.50	9.55	4.28	117,940	504,549	X: -3.70; Y: 4.50	9.55
5.01	128,374	642,947	X: -3.70; Y: 4.50	9.95	4.45	128,374	571,514	X: -3.70; Y: 4.50	9.95
5.22	138,798	723,832	X: -3.70; Y: 4.50	10.35	4.63	138,798	642,049	X: -3.70; Y: 4.50	10.35
4.06	34,501	140,171	X: -4.20; Y: 4.50	6.68	3.72	34,501	128,272	X: -4.20; Y: 4.50	6.68
4.03	45,999	185,341	X: -4.20; Y: 4.50	7.08	3.67	45,999	168,606	X: -4.20; Y: 4.50	7.08
4.11	57,247	235,033	X: -4.20; Y: 4.50	7.48	3.72	57,247	212,773	X: -4.20; Y: 4.50	7.48
4.23	68,300	289,183	X: -4.20; Y: 4.50	7.88	3.82	68,300	260,706	X: -4.20; Y: 4.50	7.88
4.39	79,195	347,730	X: -4.20; Y: 4.50	8.28	3.94	79,195	312,350	X: -4.20; Y: 4.50	8.28
4.56	89,960	410,629	X: -4.20; Y: 4.50	8.68	4.09	89,960	367,663	X: -4.20; Y: 4.50	8.68
4.79	99,599	477,227	X: -4.20; Y: 4.50	9.08	4.28	99,599	426,043	X: -4.20; Y: 4.50	9.08
4.98	110,300	548,856	X: -4.20; Y: 4.50	9.48	4.43	110,300	488,753	X: -4.20; Y: 4.50	9.48
5.19	120,467	624,787	X: -4.20; Y: 4.50	9.88	4.61	120,467	555,154	X: -4.20; Y: 4.50	9.88
5.38	131,092	704,931	X: -4.20; Y: 4.50	10.28	4.77	131,092	625,027	X: -4.20; Y: 4.50	10.28
5.62	140,352	788,576	X: -4.20; Y: 4.50	10.68	4.97	140,352	697,850	X: -4.20; Y: 4.50	10.68
1.61	32,875	53,087	X: 0.30; Y: 5.00	5.40	1.62	32,875	53,099	X: 0.30; Y: 5.00	5.40
1.80	43,498	78,213	X: 0.30; Y: 5.00	5.80	1.77	43,498	76,935	X: 0.30; Y: 5.00	5.80
2.04	53,233	108,749	X: 0.30; Y: 5.00	6.20	1.98	53,233	105,216	X: 0.30; Y: 5.00	6.20
2.27	63,584	144,159	X: 0.30; Y: 5.00	6.60	2.17	63,584	137,734	X: 0.30; Y: 5.00	6.60
2.52	73,143	184,453	X: 0.30; Y: 5.00	7.00	2.38	73,143	174,292	X: 0.30; Y: 5.00	7.00
2.76	83,119	229,750	X: 0.30; Y: 5.00	7.40	2.59	83,119	215,177	X: 0.30; Y: 5.00	7.40
3.03	92,139	278,848	X: 0.30; Y: 5.00	7.80	2.81	92,139	259,108	X: 0.30; Y: 5.00	7.80
3.28	101,604	332,792	X: 0.30; Y: 5.00	8.20	3.02	101,604	307,218	X: 0.30; Y: 5.00	8.20
3.52	111,074	391,153	X: 0.30; Y: 5.00	8.60	3.23	111,074	359,059	X: 0.30; Y: 5.00	8.60
3.76	120,559	453,889	X: 0.30; Y: 5.00	9.00	3.44	120,559	414,588	X: 0.30; Y: 5.00	9.00
4.01	130,067	520,963	X: 0.30; Y: 5.00	9.40	3.64	130,067	473,771	X: 0.30; Y: 5.00	9.40
1.36	31,369	42,514	X: -0.20; Y: 5.00	5.34	1.38	31,369	43,194	X: -0.20; Y: 5.00	5.34
1.59	41,992	66,814	X: -0.20; Y: 5.00	5.74	1.58	41,992	66,212	X: -0.20; Y: 5.00	5.74
1.86	52,080	96,870	X: -0.20; Y: 5.00	6.14	1.81	52,080	94,093	X: -0.20; Y: 5.00	6.14
2.14	61,645	131,738	X: -0.20; Y: 5.00	6.54	2.04	61,645	125,998	X: -0.20; Y: 5.00	6.54
2.38	71,928	171,264	X: -0.20; Y: 5.00	6.94	2.25	71,928	161,943	X: -0.20; Y: 5.00	6.94
2.65	81,443	215,520	X: -0.20; Y: 5.00	7.34	2.48	81,443	201,833	X: -0.20; Y: 5.00	7.34
2.91	90,924	264,311	X: -0.20; Y: 5.00	7.74	2.70	90,924	245,564	X: -0.20; Y: 5.00	7.74
3.16	100,388	317,570	X: -0.20; Y: 5.00	8.14	2.92	100,388	293,076	X: -0.20; Y: 5.00	8.14
3.42	109,849	375,242	X: -0.20; Y: 5.00	8.54	3.13	109,849	344,313	X: -0.20; Y: 5.00	8.54
3.66	119,316	437,284	X: -0.20; Y: 5.00	8.94	3.35	119,316	399,238	X: -0.20; Y: 5.00	8.94
3.91	128,794	503,659	X: -0.20; Y: 5.00	9.34	3.55	128,794	457,818	X: -0.20; Y: 5.00	9.34
1.26	32,043	40,523	X: -0.70; Y: 5.00	5.42	1.29	32,043	41,243	X: -0.70; Y: 5.00	5.42
1.54	42,831	66,159	X: -0.70; Y: 5.00	5.82	1.53	42,831	65,328	X: -0.70; Y: 5.00	5.82
1.85	52,542	97,106	X: -0.70; Y: 5.00	6.22	1.79	52,542	93,834	X: -0.70; Y: 5.00	6.22
2.11	62,941	132,842	X: -0.70; Y: 5.00	6.62	2.01	62,941	126,512	X: -0.70; Y: 5.00	6.62
2.38	72,962	173,808	X: -0.70; Y: 5.00	7.02	2.24	72,962	163,684	X: -0.70; Y: 5.00	7.02
2.65	82,582	219,048	X: -0.70; Y: 5.00	7.42	2.48	82,582	204,398	X: -0.70; Y: 5.00	7.42
2.92	92,140	268,789	X: -0.70; Y: 5.00	7.82	2.70	92,140	248,924	X: -0.70; Y: 5.00	7.82
3.19	101,066	322,555	X: -0.70; Y: 5.00	8.22	2.94	101,066	296,774	X: -0.70; Y: 5.00	8.22
3.45	110,558	381,163	X: -0.70; Y: 5.00	8.62	3.15	110,558	348,808	X: -0.70; Y: 5.00	8.62
3.70	120,066	444,139	X: -0.70; Y: 5.00	9.02	3.37	120,066	404,529	X: -0.70; Y: 5.00	9.02
3.95	129,601	511,450	X: -0.70; Y: 5.00	9.42	3.58	129,601	463,908	X: -0.70; Y: 5.00	9.42
1.26	33,038	41,593	X: -1.20; Y: 5.00	5.55	1.27	33,038	41,963	X: -1.20; Y: 5.00	5.55
1.60	43,181	69,236	X: -1.20; Y: 5.00	5.95	1.57	43,181	67,653	X: -1.20; Y: 5.00	5.95
1.89	53,927	101,680	X: -1.20; Y: 5.00	6.35	1.81	53,927	97,515	X: -1.20; Y: 5.00	6.35
2.18	63,818	139,085	X: -1.20; Y: 5.00	6.75	2.06	63,818	131,570	X: -1.20; Y: 5.00	6.75
2.47	73,472	181,180	X: -1.20; Y: 5.00	7.15	2.31	73,472	169,615	X: -1.20; Y: 5.00	7.15
2.74	83,080	227,843	X: -1.20; Y: 5.00	7.55	2.55	83,080	211,541	X: -1.20; Y: 5.00	7.55
3.01	92,674	278,998	X: -1.20; Y: 5.00	7.95	2.78	92,674	257,271	X: -1.20; Y: 5.00	7.95
3.27	102,263	334,590	X: -1.20; Y: 5.00	8.35	3.00	102,263	306,753	X: -1.20; Y: 5.00	8.35
3.53	111,855	394,570	X: -1.20; Y: 5.00	8.75	3.22	111,855	359,940	X: -1.20; Y: 5.00	8.75
3.78	121,455	458,903	X: -1.20; Y: 5.00	9.15	3.43	121,455	416,799	X: -1.20; Y: 5.00	9.15

Bishop					Fellenius				
CS	FrzRbit	FrzRes	Centro	Raggio	CS	FrzRbit	FrzRes	Centro	Raggio
	[N]	[N]	[m]	[m]		[N]	[N]	[m]	[m]
4.03	131,068	527,552	X: -1.20; Y: 5.00	9.55	3.64	131,068	477,297	X: -1.20; Y: 5.00	9.55
1.41	32,905	46,494	X: -1.70; Y: 5.00	5.72	1.39	32,905	45,884	X: -1.70; Y: 5.00	5.72
1.72	44,289	76,126	X: -1.70; Y: 5.00	6.12	1.66	44,289	73,405	X: -1.70; Y: 5.00	6.12
2.04	54,307	110,758	X: -1.70; Y: 5.00	6.52	1.94	54,307	105,119	X: -1.70; Y: 5.00	6.52
2.34	64,256	150,128	X: -1.70; Y: 5.00	6.92	2.19	64,256	140,873	X: -1.70; Y: 5.00	6.92
2.59	74,797	194,045	X: -1.70; Y: 5.00	7.32	2.41	74,797	180,487	X: -1.70; Y: 5.00	7.32
2.87	84,574	242,589	X: -1.70; Y: 5.00	7.72	2.65	84,574	224,018	X: -1.70; Y: 5.00	7.72
3.13	94,303	295,602	X: -1.70; Y: 5.00	8.12	2.88	94,303	271,325	X: -1.70; Y: 5.00	8.12
3.39	104,000	353,030	X: -1.70; Y: 5.00	8.52	3.10	104,000	322,361	X: -1.70; Y: 5.00	8.52
3.65	113,679	414,830	X: -1.70; Y: 5.00	8.92	3.32	113,679	377,085	X: -1.70; Y: 5.00	8.92
3.90	123,348	480,966	X: -1.70; Y: 5.00	9.32	3.53	123,348	435,464	X: -1.70; Y: 5.00	9.32
4.17	132,278	550,966	X: -1.70; Y: 5.00	9.72	3.76	132,278	497,063	X: -1.70; Y: 5.00	9.72
1.65	33,454	55,039	X: -2.20; Y: 5.00	5.93	1.59	33,454	53,142	X: -2.20; Y: 5.00	5.93
1.94	44,946	87,307	X: -2.20; Y: 5.00	6.33	1.85	44,946	82,965	X: -2.20; Y: 5.00	6.33
2.25	55,314	124,304	X: -2.20; Y: 5.00	6.73	2.11	55,314	116,738	X: -2.20; Y: 5.00	6.73
2.54	65,476	166,012	X: -2.20; Y: 5.00	7.13	2.36	65,476	154,504	X: -2.20; Y: 5.00	7.13
2.81	75,464	212,317	X: -2.20; Y: 5.00	7.53	2.60	75,464	196,163	X: -2.20; Y: 5.00	7.53
3.08	85,398	263,130	X: -2.20; Y: 5.00	7.93	2.83	85,398	241,628	X: -2.20; Y: 5.00	7.93
3.34	95,291	318,390	X: -2.20; Y: 5.00	8.33	3.05	95,291	290,847	X: -2.20; Y: 5.00	8.33
3.60	105,157	378,048	X: -2.20; Y: 5.00	8.73	3.27	105,157	343,772	X: -2.20; Y: 5.00	8.73
3.84	115,004	442,063	X: -2.20; Y: 5.00	9.13	3.48	115,004	400,369	X: -2.20; Y: 5.00	9.13
4.11	124,035	509,898	X: -2.20; Y: 5.00	9.53	3.71	124,035	460,128	X: -2.20; Y: 5.00	9.53
4.35	133,961	582,628	X: -2.20; Y: 5.00	9.93	3.91	133,961	524,098	X: -2.20; Y: 5.00	9.93
1.99	34,149	68,081	X: -2.70; Y: 5.00	6.17	1.89	34,149	64,588	X: -2.70; Y: 5.00	6.17
2.30	44,789	103,012	X: -2.70; Y: 5.00	6.57	2.16	44,789	96,668	X: -2.70; Y: 5.00	6.57
2.55	56,011	142,642	X: -2.70; Y: 5.00	6.97	2.37	56,011	132,662	X: -2.70; Y: 5.00	6.97
2.82	66,357	187,036	X: -2.70; Y: 5.00	7.37	2.60	66,357	172,726	X: -2.70; Y: 5.00	7.37
3.08	76,584	235,990	X: -2.70; Y: 5.00	7.77	2.83	76,584	216,639	X: -2.70; Y: 5.00	7.77
3.34	86,722	289,434	X: -2.70; Y: 5.00	8.17	3.05	86,722	264,338	X: -2.70; Y: 5.00	8.17
3.59	96,795	347,309	X: -2.70; Y: 5.00	8.57	3.26	96,795	315,772	X: -2.70; Y: 5.00	8.57
3.83	106,827	409,568	X: -2.70; Y: 5.00	8.97	3.47	106,827	370,901	X: -2.70; Y: 5.00	8.97
4.08	116,825	476,173	X: -2.70; Y: 5.00	9.37	3.68	116,825	429,688	X: -2.70; Y: 5.00	9.37
4.31	126,798	547,088	X: -2.70; Y: 5.00	9.77	3.88	126,798	492,107	X: -2.70; Y: 5.00	9.77
4.57	135,962	621,829	X: -2.70; Y: 5.00	10.17	4.10	135,962	557,721	X: -2.70; Y: 5.00	10.17
2.47	34,440	85,158	X: -3.20; Y: 5.00	6.44	2.31	34,440	79,700	X: -3.20; Y: 5.00	6.44
2.71	45,672	123,574	X: -3.20; Y: 5.00	6.84	2.51	45,672	114,848	X: -3.20; Y: 5.00	6.84
2.95	56,452	166,398	X: -3.20; Y: 5.00	7.24	2.72	56,452	153,610	X: -3.20; Y: 5.00	7.24
3.19	67,074	213,811	X: -3.20; Y: 5.00	7.64	2.93	67,074	196,228	X: -3.20; Y: 5.00	7.64
3.43	77,558	265,733	X: -3.20; Y: 5.00	8.04	3.13	77,558	242,638	X: -3.20; Y: 5.00	8.04
3.68	87,311	321,668	X: -3.20; Y: 5.00	8.44	3.35	87,311	292,355	X: -3.20; Y: 5.00	8.44
3.92	97,618	382,475	X: -3.20; Y: 5.00	8.84	3.55	97,618	346,267	X: -3.20; Y: 5.00	8.84
4.15	107,888	447,654	X: -3.20; Y: 5.00	9.24	3.74	107,888	403,861	X: -3.20; Y: 5.00	9.24
4.38	118,131	517,168	X: -3.20; Y: 5.00	9.64	3.94	118,131	465,104	X: -3.20; Y: 5.00	9.64
4.60	128,351	590,988	X: -3.20; Y: 5.00	10.04	4.13	128,351	529,972	X: -3.20; Y: 5.00	10.04
4.83	138,548	669,083	X: -3.20; Y: 5.00	10.44	4.32	138,548	598,439	X: -3.20; Y: 5.00	10.44
3.07	34,951	107,297	X: -3.70; Y: 5.00	6.73	2.85	34,951	99,580	X: -3.70; Y: 5.00	6.73
3.22	46,205	148,787	X: -3.70; Y: 5.00	7.13	2.97	46,205	137,206	X: -3.70; Y: 5.00	7.13
3.41	57,187	194,928	X: -3.70; Y: 5.00	7.53	3.13	57,187	178,755	X: -3.70; Y: 5.00	7.53
3.61	68,015	245,624	X: -3.70; Y: 5.00	7.93	3.30	68,015	224,133	X: -3.70; Y: 5.00	7.93
3.82	78,719	300,799	X: -3.70; Y: 5.00	8.33	3.47	78,719	273,280	X: -3.70; Y: 5.00	8.33
4.03	89,320	360,399	X: -3.70; Y: 5.00	8.73	3.65	89,320	326,153	X: -3.70; Y: 5.00	8.73
4.25	99,840	424,377	X: -3.70; Y: 5.00	9.13	3.83	99,840	382,709	X: -3.70; Y: 5.00	9.13
4.50	109,465	492,171	X: -3.70; Y: 5.00	9.53	4.04	109,465	442,424	X: -3.70; Y: 5.00	9.53
4.71	119,959	564,894	X: -3.70; Y: 5.00	9.93	4.22	119,959	506,377	X: -3.70; Y: 5.00	9.93
4.92	130,426	641,915	X: -3.70; Y: 5.00	10.33	4.40	130,426	573,948	X: -3.70; Y: 5.00	10.33
5.14	140,824	723,208	X: -3.70; Y: 5.00	10.73	4.58	140,824	645,120	X: -3.70; Y: 5.00	10.73
3.78	35,494	134,321	X: -4.20; Y: 5.00	7.05	3.49	35,494	123,920	X: -4.20; Y: 5.00	7.05
3.81	47,074	179,467	X: -4.20; Y: 5.00	7.45	3.50	47,074	164,565	X: -4.20; Y: 5.00	7.45
3.93	58,388	229,181	X: -4.20; Y: 5.00	7.85	3.58	58,388	209,072	X: -4.20; Y: 5.00	7.85
4.08	69,473	283,391	X: -4.20; Y: 5.00	8.25	3.70	69,473	257,375	X: -4.20; Y: 5.00	8.25
4.28	79,753	341,586	X: -4.20; Y: 5.00	8.65	3.87	79,753	308,965	X: -4.20; Y: 5.00	8.65
4.47	90,597	404,674	X: -4.20; Y: 5.00	9.05	4.03	90,597	364,771	X: -4.20; Y: 5.00	9.05
4.66	101,343	472,130	X: -4.20; Y: 5.00	9.45	4.19	101,343	424,259	X: -4.20; Y: 5.00	9.45
4.86	112,025	543,915	X: -4.20; Y: 5.00	9.85	4.35	112,025	487,394	X: -4.20; Y: 5.00	9.85
5.06	122,647	619,999	X: -4.20; Y: 5.00	10.25	4.52	122,647	554,152	X: -4.20; Y: 5.00	10.25
5.29	132,218	699,773	X: -4.20; Y: 5.00	10.65	4.72	132,218	623,990	X: -4.20; Y: 5.00	10.65
5.49	142,916	784,522	X: -4.20; Y: 5.00	11.05	4.88	142,916	698,082	X: -4.20; Y: 5.00	11.05
1.68	32,895	55,179	X: 0.30; Y: 5.50	5.89	1.68	32,895	55,181	X: 0.30; Y: 5.50	5.89
1.85	43,797	81,194	X: 0.30; Y: 5.50	6.29	1.83	43,797	79,986	X: 0.30; Y: 5.50	6.29
2.07	54,561	112,938	X: 0.30; Y: 5.50	6.69	2.01	54,561	109,685	X: 0.30; Y: 5.50	6.69
2.32	64,513	149,628	X: 0.30; Y: 5.50	7.09	2.22	64,513	143,453	X: 0.30; Y: 5.50	7.09
2.57	74,322	191,150	X: 0.30; Y: 5.50	7.49	2.44	74,322	181,326	X: 0.30; Y: 5.50	7.49
2.83	83,992	237,366	X: 0.30; Y: 5.50	7.89	2.66	83,992	223,175	X: 0.30; Y: 5.50	7.89
3.07	94,068	288,494	X: 0.30; Y: 5.50	8.29	2.86	94,068	269,261	X: 0.30; Y: 5.50	8.29
3.32	103,308	343,475	X: 0.30; Y: 5.50	8.69	3.08	103,308	318,468	X: 0.30; Y: 5.50	8.69
3.57	112,970	403,241	X: 0.30; Y: 5.50	9.09	3.29	112,970	371,790	X: 0.30; Y: 5.50	9.09
3.81	122,651	467,416	X: 0.30; Y: 5.50	9.49	3.50	122,651	428,833	X: 0.30; Y: 5.50	9.49
4.05	132,355	535,963	X: 0.30; Y: 5.50	9.89	3.70	132,355	489,564	X: 0.30; Y: 5.50	9.89
1.42	31,728	45,068	X: -0.20; Y: 5.50	5.84	1.44	31,728	45,728	X: -0.20; Y: 5.50	5.84
1.65	42,508	70,323	X: -0.20; Y: 5.50	6.24	1.64	42,508	69,753	X: -0.20; Y: 5.50	6.24
1.93	52,616	101,438	X: -0.20; Y: 5.50	6.64	1.88	52,616	98,738	X: -0.20; Y: 5.50	6.64
2.17	63,256	137,405	X: -0.20; Y: 5.50	7.04	2.09	63,256	131,932	X: -0.20; Y: 5.50	7.04
2.44	73,141	178,307	X: -0.20; Y: 5.50	7.44	2.31	73,141	169,251	X: -0.20; Y: 5.50	7.44

Bishop					Fellenius				
CS	FrzRbit	FrzRes	Centro	Raggio	CS	FrzRbit	FrzRes	Centro	Raggio
	[N]	[N]	[m]	[m]		[N]	[N]	[m]	[m]
2.70	82,889	223,898	X: -0.20; Y: 5.50	7.84	2.54	82,889	210,553	X: -0.20; Y: 5.50	7.84
2.96	92,542	274,076	X: -0.20; Y: 5.50	8.24	2.76	92,542	255,742	X: -0.20; Y: 5.50	8.24
3.22	102,192	328,761	X: -0.20; Y: 5.50	8.64	2.98	102,192	304,750	X: -0.20; Y: 5.50	8.64
3.47	111,847	387,898	X: -0.20; Y: 5.50	9.04	3.20	111,847	357,523	X: -0.20; Y: 5.50	9.04
3.72	121,514	451,441	X: -0.20; Y: 5.50	9.44	3.41	121,514	414,017	X: -0.20; Y: 5.50	9.44
3.96	131,198	519,353	X: -0.20; Y: 5.50	9.84	3.61	131,198	474,198	X: -0.20; Y: 5.50	9.84
1.33	32,262	42,831	X: -0.70; Y: 5.50	5.91	1.35	32,262	43,535	X: -0.70; Y: 5.50	5.91
1.60	43,252	69,321	X: -0.70; Y: 5.50	6.31	1.59	43,252	68,568	X: -0.70; Y: 5.50	6.31
1.88	53,933	101,223	X: -0.70; Y: 5.50	6.71	1.82	53,933	98,213	X: -0.70; Y: 5.50	6.71
2.16	63,927	138,224	X: -0.70; Y: 5.50	7.11	2.07	63,927	132,171	X: -0.70; Y: 5.50	7.11
2.44	74,025	180,318	X: -0.70; Y: 5.50	7.51	2.30	74,025	170,548	X: -0.70; Y: 5.50	7.51
2.71	83,801	226,838	X: -0.70; Y: 5.50	7.91	2.54	83,801	212,631	X: -0.70; Y: 5.50	7.91
2.97	93,546	277,904	X: -0.70; Y: 5.50	8.31	2.76	93,546	258,567	X: -0.70; Y: 5.50	8.31
3.23	103,261	333,451	X: -0.70; Y: 5.50	8.71	2.99	103,261	308,296	X: -0.70; Y: 5.50	8.71
3.50	112,449	393,069	X: -0.70; Y: 5.50	9.11	3.21	112,449	361,404	X: -0.70; Y: 5.50	9.11
3.75	122,149	457,466	X: -0.70; Y: 5.50	9.51	3.43	122,149	418,623	X: -0.70; Y: 5.50	9.51
3.99	131,875	526,231	X: -0.70; Y: 5.50	9.91	3.64	131,875	479,529	X: -0.70; Y: 5.50	9.91
1.30	33,343	43,453	X: -1.20; Y: 5.50	6.03	1.32	33,343	43,914	X: -1.20; Y: 5.50	6.03
1.62	44,195	71,540	X: -1.20; Y: 5.50	6.43	1.59	44,195	70,202	X: -1.20; Y: 5.50	6.43
1.93	54,650	105,275	X: -1.20; Y: 5.50	6.83	1.86	54,650	101,414	X: -1.20; Y: 5.50	6.83
2.23	64,575	143,764	X: -1.20; Y: 5.50	7.23	2.12	64,575	136,649	X: -1.20; Y: 5.50	7.23
2.51	74,490	186,971	X: -1.20; Y: 5.50	7.63	2.36	74,490	175,914	X: -1.20; Y: 5.50	7.63
2.76	84,959	234,732	X: -1.20; Y: 5.50	8.03	2.58	84,959	219,070	X: -1.20; Y: 5.50	8.03
3.03	94,752	287,107	X: -1.20; Y: 5.50	8.43	2.81	94,752	266,118	X: -1.20; Y: 5.50	8.43
3.29	104,514	343,959	X: -1.20; Y: 5.50	8.83	3.03	104,514	316,954	X: -1.20; Y: 5.50	8.83
3.55	114,262	405,238	X: -1.20; Y: 5.50	9.23	3.25	114,262	371,533	X: -1.20; Y: 5.50	9.23
3.80	124,008	470,903	X: -1.20; Y: 5.50	9.63	3.47	124,008	429,813	X: -1.20; Y: 5.50	9.63
4.04	133,759	540,917	X: -1.20; Y: 5.50	10.03	3.68	133,759	491,765	X: -1.20; Y: 5.50	10.03
1.40	34,060	47,557	X: -1.70; Y: 5.50	6.19	1.39	34,060	47,263	X: -1.70; Y: 5.50	6.19
1.75	44,492	77,853	X: -1.70; Y: 5.50	6.59	1.70	44,492	75,446	X: -1.70; Y: 5.50	6.59
2.04	55,613	113,417	X: -1.70; Y: 5.50	6.99	1.95	55,613	108,271	X: -1.70; Y: 5.50	6.99
2.34	65,814	153,740	X: -1.70; Y: 5.50	7.39	2.20	65,814	145,098	X: -1.70; Y: 5.50	7.39
2.62	75,918	198,742	X: -1.70; Y: 5.50	7.79	2.45	75,918	185,906	X: -1.70; Y: 5.50	7.79
2.89	85,907	248,333	X: -1.70; Y: 5.50	8.19	2.68	85,907	230,608	X: -1.70; Y: 5.50	8.19
3.16	95,792	302,443	X: -1.70; Y: 5.50	8.59	2.91	95,792	279,132	X: -1.70; Y: 5.50	8.59
3.42	105,655	361,002	X: -1.70; Y: 5.50	8.99	3.14	105,655	331,418	X: -1.70; Y: 5.50	8.99
3.67	115,509	423,969	X: -1.70; Y: 5.50	9.39	3.35	115,509	387,423	X: -1.70; Y: 5.50	9.39
3.92	125,357	491,306	X: -1.70; Y: 5.50	9.79	3.57	125,357	447,116	X: -1.70; Y: 5.50	9.79
4.18	134,568	562,575	X: -1.70; Y: 5.50	10.19	3.79	134,568	510,079	X: -1.70; Y: 5.50	10.19
1.64	33,895	55,508	X: -2.20; Y: 5.50	6.38	1.59	33,895	54,012	X: -2.20; Y: 5.50	6.38
1.95	45,252	88,033	X: -2.20; Y: 5.50	6.78	1.86	45,252	84,192	X: -2.20; Y: 5.50	6.78
2.25	55,975	126,011	X: -2.20; Y: 5.50	7.18	2.13	55,975	119,121	X: -2.20; Y: 5.50	7.18
2.54	66,256	168,536	X: -2.20; Y: 5.50	7.58	2.38	66,256	157,855	X: -2.20; Y: 5.50	7.58
2.82	76,463	215,698	X: -2.20; Y: 5.50	7.98	2.62	76,463	200,518	X: -2.20; Y: 5.50	7.98
3.07	87,172	267,360	X: -2.20; Y: 5.50	8.38	2.83	87,172	246,968	X: -2.20; Y: 5.50	8.38
3.33	97,214	323,573	X: -2.20; Y: 5.50	8.78	3.06	97,214	297,282	X: -2.20; Y: 5.50	8.78
3.58	107,211	384,222	X: -2.20; Y: 5.50	9.18	3.28	107,211	351,338	X: -2.20; Y: 5.50	9.18
3.83	117,179	449,261	X: -2.20; Y: 5.50	9.58	3.49	117,179	409,099	X: -2.20; Y: 5.50	9.58
4.10	126,488	518,241	X: -2.20; Y: 5.50	9.98	3.72	126,488	470,129	X: -2.20; Y: 5.50	9.98
4.35	136,024	592,060	X: -2.20; Y: 5.50	10.38	3.94	136,024	535,331	X: -2.20; Y: 5.50	10.38
1.95	34,373	67,183	X: -2.70; Y: 5.50	6.60	1.87	34,373	64,227	X: -2.70; Y: 5.50	6.60
2.23	46,095	102,748	X: -2.70; Y: 5.50	7.00	2.11	46,095	97,120	X: -2.70; Y: 5.50	7.00
2.52	56,806	143,088	X: -2.70; Y: 5.50	7.40	2.36	56,806	134,031	X: -2.70; Y: 5.50	7.40
2.79	67,367	188,141	X: -2.70; Y: 5.50	7.80	2.60	67,367	174,928	X: -2.70; Y: 5.50	7.80
3.06	77,726	237,808	X: -2.70; Y: 5.50	8.20	2.83	77,726	219,729	X: -2.70; Y: 5.50	8.20
3.32	87,985	292,004	X: -2.70; Y: 5.50	8.60	3.05	87,985	268,354	X: -2.70; Y: 5.50	8.60
3.57	98,192	350,666	X: -2.70; Y: 5.50	9.00	3.27	98,192	320,746	X: -2.70; Y: 5.50	9.00
3.82	108,359	413,744	X: -2.70; Y: 5.50	9.40	3.48	108,359	376,861	X: -2.70; Y: 5.50	9.40
4.06	118,498	481,201	X: -2.70; Y: 5.50	9.80	3.68	118,498	436,664	X: -2.70; Y: 5.50	9.80
4.32	127,934	552,562	X: -2.70; Y: 5.50	10.20	3.91	127,934	499,705	X: -2.70; Y: 5.50	10.20
4.55	138,118	628,753	X: -2.70; Y: 5.50	10.60	4.10	138,118	566,893	X: -2.70; Y: 5.50	10.60
2.38	35,012	83,328	X: -3.20; Y: 5.50	6.85	2.25	35,012	78,647	X: -3.20; Y: 5.50	6.85
2.65	46,009	121,763	X: -3.20; Y: 5.50	7.25	2.48	46,009	113,991	X: -3.20; Y: 5.50	7.25
2.87	57,509	164,913	X: -3.20; Y: 5.50	7.65	2.66	57,509	153,241	X: -3.20; Y: 5.50	7.65
3.12	68,198	212,813	X: -3.20; Y: 5.50	8.05	2.88	68,198	196,563	X: -3.20; Y: 5.50	8.05
3.37	78,762	265,288	X: -3.20; Y: 5.50	8.45	3.09	78,762	243,744	X: -3.20; Y: 5.50	8.45
3.61	89,228	322,268	X: -3.20; Y: 5.50	8.85	3.30	89,228	294,725	X: -3.20; Y: 5.50	8.85
3.85	99,620	383,696	X: -3.20; Y: 5.50	9.25	3.51	99,620	349,456	X: -3.20; Y: 5.50	9.25
4.09	109,960	449,526	X: -3.20; Y: 5.50	9.65	3.71	109,960	407,898	X: -3.20; Y: 5.50	9.65
4.32	120,262	519,722	X: -3.20; Y: 5.50	10.05	3.91	120,262	470,015	X: -3.20; Y: 5.50	10.05
4.55	130,534	594,250	X: -3.20; Y: 5.50	10.45	4.10	130,534	535,784	X: -3.20; Y: 5.50	10.45
4.80	140,046	672,635	X: -3.20; Y: 5.50	10.85	4.32	140,046	604,768	X: -3.20; Y: 5.50	10.85
2.93	35,324	103,633	X: -3.70; Y: 5.50	7.13	2.74	35,324	96,876	X: -3.70; Y: 5.50	7.13
3.11	46,867	145,628	X: -3.70; Y: 5.50	7.53	2.89	46,867	135,306	X: -3.70; Y: 5.50	7.53
3.31	57,972	192,073	X: -3.70; Y: 5.50	7.93	3.06	57,972	177,408	X: -3.70; Y: 5.50	7.93
3.53	68,916	243,114	X: -3.70; Y: 5.50	8.33	3.24	68,916	223,376	X: -3.70; Y: 5.50	8.33
3.75	79,722	298,678	X: -3.70; Y: 5.50	8.73	3.43	79,722	273,153	X: -3.70; Y: 5.50	8.73
3.97	90,412	358,703	X: -3.70; Y: 5.50	9.13	3.61	90,412	326,686	X: -3.70; Y: 5.50	9.13
4.21	100,466	422,775	X: -3.70; Y: 5.50	9.53	3.82	100,466	383,576	X: -3.70; Y: 5.50	9.53
4.43	111,031	491,637	X: -3.70; Y: 5.50	9.93	4.00	111,031	444,571	X: -3.70; Y: 5.50	9.93
4.65	121,564	564,852	X: -3.70; Y: 5.50	10.33	4.19	121,564	509,234	X: -3.70; Y: 5.50	10.33
4.86	132,075	642,392	X: -3.70; Y: 5.50	10.73	4.37	132,075	577,539	X: -3.70; Y: 5.50	10.73
5.08	142,562	724,228	X: -3.70; Y: 5.50	11.13	4.56	142,562	649,465	X: -3.70; Y: 5.50	11.13

Bishop					Fellenius				
CS	FrzRbit	FrzRes	Centro	Raggio	CS	FrzRbit	FrzRes	Centro	Raggio
	[N]	[N]	[m]	[m]		[N]	[N]	[m]	[m]
3.59	35,891	128,993	X: -4.20; Y: 5.50	7.43	3.34	35,891	119,836	X: -4.20; Y: 5.50	7.43
3.67	47,459	174,193	X: -4.20; Y: 5.50	7.83	3.39	47,459	160,851	X: -4.20; Y: 5.50	7.83
3.81	58,749	224,043	X: -4.20; Y: 5.50	8.23	3.50	58,749	205,799	X: -4.20; Y: 5.50	8.23
3.98	69,885	278,448	X: -4.20; Y: 5.50	8.63	3.64	69,885	254,588	X: -4.20; Y: 5.50	8.63
4.17	80,893	337,347	X: -4.20; Y: 5.50	9.03	3.80	80,893	307,161	X: -4.20; Y: 5.50	9.03
4.36	91,798	400,683	X: -4.20; Y: 5.50	9.43	3.96	91,798	363,476	X: -4.20; Y: 5.50	9.43
4.56	102,620	468,414	X: -4.20; Y: 5.50	9.83	4.13	102,620	423,494	X: -4.20; Y: 5.50	9.83
4.77	113,372	540,504	X: -4.20; Y: 5.50	10.23	4.30	113,372	487,184	X: -4.20; Y: 5.50	10.23
5.00	123,348	616,476	X: -4.20; Y: 5.50	10.63	4.49	123,348	554,105	X: -4.20; Y: 5.50	10.63
5.20	134,101	697,287	X: -4.20; Y: 5.50	11.03	4.66	134,101	625,168	X: -4.20; Y: 5.50	11.03
5.40	144,806	782,391	X: -4.20; Y: 5.50	11.43	4.83	144,806	699,851	X: -4.20; Y: 5.50	11.43
1.74	33,077	57,453	X: 0.30; Y: 6.00	6.39	1.74	33,077	57,476	X: 0.30; Y: 6.00	6.39
1.91	44,071	84,369	X: 0.30; Y: 6.00	6.79	1.89	44,071	83,218	X: 0.30; Y: 6.00	6.79
2.12	55,114	117,068	X: 0.30; Y: 6.00	7.19	2.07	55,114	113,957	X: 0.30; Y: 6.00	7.19
2.37	65,242	154,919	X: 0.30; Y: 6.00	7.59	2.28	65,242	148,959	X: 0.30; Y: 6.00	7.59
2.63	75,222	197,662	X: 0.30; Y: 6.00	7.99	2.50	75,222	188,126	X: 0.30; Y: 6.00	7.99
2.86	85,754	245,074	X: 0.30; Y: 6.00	8.39	2.70	85,754	231,332	X: 0.30; Y: 6.00	8.39
3.11	95,640	297,188	X: 0.30; Y: 6.00	8.79	2.91	95,640	278,460	X: 0.30; Y: 6.00	8.79
3.35	105,497	353,854	X: 0.30; Y: 6.00	9.19	3.12	105,497	329,447	X: 0.30; Y: 6.00	9.19
3.60	115,337	415,013	X: 0.30; Y: 6.00	9.59	3.33	115,337	384,233	X: 0.30; Y: 6.00	9.59
3.84	125,177	480,617	X: 0.30; Y: 6.00	9.99	3.54	125,177	442,773	X: 0.30; Y: 6.00	9.99
4.08	135,030	550,622	X: 0.30; Y: 6.00	10.39	3.74	135,030	505,032	X: 0.30; Y: 6.00	10.39
1.48	32,039	47,429	X: -0.20; Y: 6.00	6.33	1.50	32,039	48,071	X: -0.20; Y: 6.00	6.33
1.71	42,990	73,632	X: -0.20; Y: 6.00	6.73	1.70	42,990	73,095	X: -0.20; Y: 6.00	6.73
1.96	53,716	105,511	X: -0.20; Y: 6.00	7.13	1.92	53,716	102,976	X: -0.20; Y: 6.00	7.13
2.23	64,130	142,940	X: -0.20; Y: 6.00	7.53	2.15	64,130	137,638	X: -0.20; Y: 6.00	7.53
2.50	74,082	185,115	X: -0.20; Y: 6.00	7.93	2.38	74,082	176,292	X: -0.20; Y: 6.00	7.93
2.76	84,027	232,018	X: -0.20; Y: 6.00	8.33	2.61	84,027	218,978	X: -0.20; Y: 6.00	8.33
3.00	94,493	283,493	X: -0.20; Y: 6.00	8.73	2.81	94,493	265,594	X: -0.20; Y: 6.00	8.73
3.25	104,349	339,582	X: -0.20; Y: 6.00	9.13	3.03	104,349	316,075	X: -0.20; Y: 6.00	9.13
3.50	114,190	400,160	X: -0.20; Y: 6.00	9.53	3.24	114,190	370,358	X: -0.20; Y: 6.00	9.53
3.75	124,024	465,179	X: -0.20; Y: 6.00	9.93	3.45	124,024	428,393	X: -0.20; Y: 6.00	9.93
3.99	133,866	534,601	X: -0.20; Y: 6.00	10.33	3.66	133,866	490,145	X: -0.20; Y: 6.00	10.33
1.39	32,371	44,874	X: -0.70; Y: 6.00	6.40	1.41	32,371	45,548	X: -0.70; Y: 6.00	6.40
1.66	43,413	72,236	X: -0.70; Y: 6.00	6.80	1.65	43,413	71,513	X: -0.70; Y: 6.00	6.80
1.93	54,536	105,298	X: -0.70; Y: 6.00	7.20	1.88	54,536	102,440	X: -0.70; Y: 6.00	7.20
2.22	64,643	143,449	X: -0.70; Y: 6.00	7.60	2.13	64,643	137,628	X: -0.70; Y: 6.00	7.60
2.50	74,655	186,449	X: -0.70; Y: 6.00	8.00	2.37	74,655	176,969	X: -0.70; Y: 6.00	8.00
2.74	85,512	234,368	X: -0.70; Y: 6.00	8.40	2.58	85,512	220,608	X: -0.70; Y: 6.00	8.40
3.00	95,482	286,744	X: -0.70; Y: 6.00	8.80	2.81	95,482	267,938	X: -0.70; Y: 6.00	8.80
3.26	105,402	343,645	X: -0.70; Y: 6.00	9.20	3.03	105,402	319,101	X: -0.70; Y: 6.00	9.20
3.51	115,287	405,013	X: -0.70; Y: 6.00	9.60	3.24	115,287	374,043	X: -0.70; Y: 6.00	9.60
3.77	124,702	470,494	X: -0.70; Y: 6.00	10.00	3.47	124,702	432,408	X: -0.70; Y: 6.00	10.00
4.02	134,571	540,703	X: -0.70; Y: 6.00	10.40	3.68	134,571	494,830	X: -0.70; Y: 6.00	10.40
1.35	33,509	45,135	X: -1.20; Y: 6.00	6.51	1.36	33,509	45,645	X: -1.20; Y: 6.00	6.51
1.66	44,597	74,209	X: -1.20; Y: 6.00	6.91	1.64	44,597	73,032	X: -1.20; Y: 6.00	6.91
1.98	54,870	108,622	X: -1.20; Y: 6.00	7.31	1.91	54,870	104,976	X: -1.20; Y: 6.00	7.31
2.25	65,922	148,267	X: -1.20; Y: 6.00	7.71	2.15	65,922	141,544	X: -1.20; Y: 6.00	7.71
2.53	76,095	192,595	X: -1.20; Y: 6.00	8.11	2.39	76,095	182,028	X: -1.20; Y: 6.00	8.11
2.80	86,195	241,597	X: -1.20; Y: 6.00	8.51	2.63	86,195	226,493	X: -1.20; Y: 6.00	8.51
3.07	96,154	295,188	X: -1.20; Y: 6.00	8.91	2.86	96,154	274,855	X: -1.20; Y: 6.00	8.91
3.33	106,079	353,298	X: -1.20; Y: 6.00	9.31	3.08	106,079	327,044	X: -1.20; Y: 6.00	9.31
3.59	116,000	415,869	X: -1.20; Y: 6.00	9.71	3.30	116,000	383,009	X: -1.20; Y: 6.00	9.71
3.83	125,924	482,861	X: -1.20; Y: 6.00	10.11	3.52	125,924	442,708	X: -1.20; Y: 6.00	10.11
4.08	135,857	554,234	X: -1.20; Y: 6.00	10.51	3.73	135,857	506,106	X: -1.20; Y: 6.00	10.51
1.42	34,182	48,672	X: -1.70; Y: 6.00	6.66	1.42	34,182	48,544	X: -1.70; Y: 6.00	6.66
1.78	44,846	79,893	X: -1.70; Y: 6.00	7.06	1.73	44,846	77,770	X: -1.70; Y: 6.00	7.06
2.07	55,964	116,040	X: -1.70; Y: 6.00	7.46	1.99	55,964	111,268	X: -1.70; Y: 6.00	7.46
2.37	66,573	157,478	X: -1.70; Y: 6.00	7.86	2.24	66,573	149,350	X: -1.70; Y: 6.00	7.86
2.65	76,762	203,510	X: -1.70; Y: 6.00	8.26	2.49	76,762	191,302	X: -1.70; Y: 6.00	8.26
2.92	86,906	254,169	X: -1.70; Y: 6.00	8.66	2.73	86,906	237,188	X: -1.70; Y: 6.00	8.66
3.19	97,003	309,383	X: -1.70; Y: 6.00	9.06	2.96	97,003	286,934	X: -1.70; Y: 6.00	9.06
3.43	107,571	369,051	X: -1.70; Y: 6.00	9.46	3.16	107,571	340,445	X: -1.70; Y: 6.00	9.46
3.68	117,581	433,208	X: -1.70; Y: 6.00	9.86	3.38	117,581	397,753	X: -1.70; Y: 6.00	9.86
3.93	127,576	501,768	X: -1.70; Y: 6.00	10.26	3.60	127,576	458,777	X: -1.70; Y: 6.00	10.26
4.19	137,015	574,332	X: -1.70; Y: 6.00	10.66	3.82	137,015	523,130	X: -1.70; Y: 6.00	10.66
1.64	34,056	55,849	X: -2.20; Y: 6.00	6.83	1.60	34,056	54,644	X: -2.20; Y: 6.00	6.83
1.95	45,773	89,248	X: -2.20; Y: 6.00	7.23	1.88	45,773	85,859	X: -2.20; Y: 6.00	7.23
2.27	56,251	127,688	X: -2.20; Y: 6.00	7.63	2.16	56,251	121,344	X: -2.20; Y: 6.00	7.63
2.53	67,563	171,155	X: -2.20; Y: 6.00	8.03	2.39	67,563	161,181	X: -2.20; Y: 6.00	8.03
2.81	77,969	219,221	X: -2.20; Y: 6.00	8.43	2.63	77,969	204,883	X: -2.20; Y: 6.00	8.43
3.08	88,282	271,889	X: -2.20; Y: 6.00	8.83	2.86	88,282	252,486	X: -2.20; Y: 6.00	8.83
3.34	98,517	329,088	X: -2.20; Y: 6.00	9.23	3.08	98,517	303,920	X: -2.20; Y: 6.00	9.23
3.60	108,691	390,759	X: -2.20; Y: 6.00	9.63	3.30	108,691	359,135	X: -2.20; Y: 6.00	9.63
3.84	118,820	456,859	X: -2.20; Y: 6.00	10.03	3.52	118,820	418,087	X: -2.20; Y: 6.00	10.03
4.10	128,413	527,006	X: -2.20; Y: 6.00	10.43	3.74	128,413	480,407	X: -2.20; Y: 6.00	10.43
4.34	138,534	601,897	X: -2.20; Y: 6.00	10.83	3.95	138,534	546,792	X: -2.20; Y: 6.00	10.83
1.92	34,747	66,845	X: -2.70; Y: 6.00	7.04	1.85	34,747	64,366	X: -2.70; Y: 6.00	7.04
2.21	46,360	102,672	X: -2.70; Y: 6.00	7.44	2.11	46,360	97,646	X: -2.70; Y: 6.00	7.44
2.50	57,440	143,803	X: -2.70; Y: 6.00	7.84	2.36	57,440	135,527	X: -2.70; Y: 6.00	7.84
2.79	68,037	189,583	X: -2.70; Y: 6.00	8.24	2.61	68,037	177,321	X: -2.70; Y: 6.00	8.24
3.06	78,552	240,015	X: -2.70; Y: 6.00	8.64	2.84	78,552	223,049	X: -2.70; Y: 6.00	8.64
3.32	88,987	295,017	X: -2.70; Y: 6.00	9.04	3.06	88,987	272,639	X: -2.70; Y: 6.00	9.04

Bishop					Fellenius				
CS	FrzRbit	FrzRes	Centro	Raggio	CS	FrzRbit	FrzRes	Centro	Raggio
	[N]	[N]	[m]	[m]		[N]	[N]	[m]	[m]
3.57	99,355	354,525	X: -2.70; Y: 6.00	9.44	3.28	99,355	326,037	X: -2.70; Y: 6.00	9.44
3.80	110,160	418,449	X: -2.70; Y: 6.00	9.84	3.48	110,160	383,133	X: -2.70; Y: 6.00	9.84
4.04	120,414	486,825	X: -2.70; Y: 6.00	10.24	3.69	120,414	444,013	X: -2.70; Y: 6.00	10.24
4.31	129,675	559,268	X: -2.70; Y: 6.00	10.64	3.92	129,675	508,303	X: -2.70; Y: 6.00	10.64
4.55	139,955	636,414	X: -2.70; Y: 6.00	11.04	4.12	139,955	576,592	X: -2.70; Y: 6.00	11.04
2.32	35,212	81,622	X: -3.20; Y: 6.00	7.28	2.20	35,212	77,560	X: -3.20; Y: 6.00	7.28
2.59	46,523	120,659	X: -3.20; Y: 6.00	7.68	2.44	46,523	113,712	X: -3.20; Y: 6.00	7.68
2.82	58,178	164,332	X: -3.20; Y: 6.00	8.08	2.64	58,178	153,688	X: -3.20; Y: 6.00	8.08
3.08	69,053	212,803	X: -3.20; Y: 6.00	8.48	2.86	69,053	197,772	X: -3.20; Y: 6.00	8.48
3.33	79,790	265,898	X: -3.20; Y: 6.00	8.88	3.08	79,790	245,761	X: -3.20; Y: 6.00	8.88
3.58	90,359	323,541	X: -3.20; Y: 6.00	9.28	3.29	90,359	297,594	X: -3.20; Y: 6.00	9.28
3.82	100,866	385,668	X: -3.20; Y: 6.00	9.68	3.50	100,866	353,211	X: -3.20; Y: 6.00	9.68
4.06	111,327	452,228	X: -3.20; Y: 6.00	10.08	3.71	111,327	412,563	X: -3.20; Y: 6.00	10.08
4.30	121,753	523,183	X: -3.20; Y: 6.00	10.48	3.91	121,753	475,622	X: -3.20; Y: 6.00	10.48
4.53	132,154	598,502	X: -3.20; Y: 6.00	10.88	4.10	132,154	542,355	X: -3.20; Y: 6.00	10.88
4.77	142,001	677,823	X: -3.20; Y: 6.00	11.28	4.31	142,001	612,433	X: -3.20; Y: 6.00	11.28
2.81	35,841	100,883	X: -3.70; Y: 6.00	7.54	2.65	35,841	94,975	X: -3.70; Y: 6.00	7.54
3.03	47,159	142,875	X: -3.70; Y: 6.00	7.94	2.83	47,159	133,606	X: -3.70; Y: 6.00	7.94
3.25	58,335	189,647	X: -3.70; Y: 6.00	8.34	3.02	58,335	176,260	X: -3.70; Y: 6.00	8.34
3.45	69,918	241,037	X: -3.70; Y: 6.00	8.74	3.19	69,918	222,749	X: -3.70; Y: 6.00	8.74
3.68	80,794	297,072	X: -3.70; Y: 6.00	9.14	3.38	80,794	273,227	X: -3.70; Y: 6.00	9.14
3.91	91,568	357,625	X: -3.70; Y: 6.00	9.54	3.58	91,568	327,517	X: -3.70; Y: 6.00	9.54
4.13	102,263	422,641	X: -3.70; Y: 6.00	9.94	3.77	102,263	385,571	X: -3.70; Y: 6.00	9.94
4.36	112,899	492,077	X: -3.70; Y: 6.00	10.34	3.96	112,899	447,350	X: -3.70; Y: 6.00	10.34
4.58	123,493	565,895	X: -3.70; Y: 6.00	10.74	4.15	123,493	512,823	X: -3.70; Y: 6.00	10.74
4.80	134,054	644,063	X: -3.70; Y: 6.00	11.14	4.34	134,054	581,963	X: -3.70; Y: 6.00	11.14
5.03	144,587	726,555	X: -3.70; Y: 6.00	11.54	4.53	144,587	654,747	X: -3.70; Y: 6.00	11.54
3.44	36,204	124,414	X: -4.20; Y: 6.00	7.83	3.21	36,204	116,307	X: -4.20; Y: 6.00	7.83
3.54	48,030	170,029	X: -4.20; Y: 6.00	8.23	3.29	48,030	158,043	X: -4.20; Y: 6.00	8.23
3.70	59,429	220,119	X: -4.20; Y: 6.00	8.63	3.42	59,429	203,496	X: -4.20; Y: 6.00	8.63
3.89	70,670	274,813	X: -4.20; Y: 6.00	9.03	3.58	70,670	252,828	X: -4.20; Y: 6.00	9.03
4.08	81,773	334,039	X: -4.20; Y: 6.00	9.43	3.74	81,773	305,982	X: -4.20; Y: 6.00	9.43
4.29	92,764	397,738	X: -4.20; Y: 6.00	9.83	3.91	92,764	362,907	X: -4.20; Y: 6.00	9.83
4.51	103,154	465,516	X: -4.20; Y: 6.00	10.23	4.10	103,154	423,215	X: -4.20; Y: 6.00	10.23
4.72	114,004	538,073	X: -4.20; Y: 6.00	10.63	4.28	114,004	487,622	X: -4.20; Y: 6.00	10.63
4.93	124,816	615,001	X: -4.20; Y: 6.00	11.03	4.45	124,816	555,713	X: -4.20; Y: 6.00	11.03
5.13	135,603	696,269	X: -4.20; Y: 6.00	11.43	4.63	135,603	627,460	X: -4.20; Y: 6.00	11.43
5.34	146,369	781,853	X: -4.20; Y: 6.00	11.83	4.80	146,369	702,845	X: -4.20; Y: 6.00	11.83
1.79	33,231	59,567	X: 0.30; Y: 6.50	6.88	1.79	33,231	59,607	X: 0.30; Y: 6.50	6.88
1.97	44,346	87,378	X: 0.30; Y: 6.50	7.28	1.95	44,346	86,284	X: 0.30; Y: 6.50	7.28
2.18	55,452	120,883	X: 0.30; Y: 6.50	7.68	2.13	55,452	117,874	X: 0.30; Y: 6.50	7.68
2.41	66,452	159,961	X: 0.30; Y: 6.50	8.08	2.32	66,452	154,276	X: 0.30; Y: 6.50	8.08
2.66	76,715	203,900	X: 0.30; Y: 6.50	8.48	2.54	76,715	194,720	X: 0.30; Y: 6.50	8.48
2.91	86,920	252,625	X: 0.30; Y: 6.50	8.88	2.75	86,920	239,246	X: 0.30; Y: 6.50	8.88
3.16	96,940	306,038	X: 0.30; Y: 6.50	9.28	2.97	96,940	287,746	X: 0.30; Y: 6.50	9.28
3.40	106,953	364,041	X: 0.30; Y: 6.50	9.68	3.18	106,953	340,143	X: 0.30; Y: 6.50	9.68
3.65	116,960	426,572	X: 0.30; Y: 6.50	10.08	3.39	116,960	396,376	X: 0.30; Y: 6.50	10.08
3.89	126,972	493,579	X: 0.30; Y: 6.50	10.48	3.59	126,972	456,397	X: 0.30; Y: 6.50	10.48
4.12	136,998	565,021	X: 0.30; Y: 6.50	10.88	3.80	136,998	520,164	X: 0.30; Y: 6.50	10.88
1.54	32,149	49,581	X: -0.20; Y: 6.50	6.83	1.56	32,149	50,177	X: -0.20; Y: 6.50	6.83
1.78	43,130	76,668	X: -0.20; Y: 6.50	7.23	1.76	43,130	76,112	X: -0.20; Y: 6.50	7.23
2.02	54,311	109,764	X: -0.20; Y: 6.50	7.63	1.98	54,311	107,318	X: -0.20; Y: 6.50	7.63
2.29	64,703	148,298	X: -0.20; Y: 6.50	8.03	2.21	64,703	143,129	X: -0.20; Y: 6.50	8.03
2.54	75,546	191,620	X: -0.20; Y: 6.50	8.43	2.42	75,546	183,079	X: -0.20; Y: 6.50	8.43
2.80	85,749	239,809	X: -0.20; Y: 6.50	8.83	2.65	85,749	227,127	X: -0.20; Y: 6.50	8.83
3.05	95,885	292,674	X: -0.20; Y: 6.50	9.23	2.87	95,885	275,155	X: -0.20; Y: 6.50	9.23
3.31	105,890	350,141	X: -0.20; Y: 6.50	9.63	3.09	105,890	327,083	X: -0.20; Y: 6.50	9.63
3.56	115,893	412,133	X: -0.20; Y: 6.50	10.03	3.30	115,893	382,848	X: -0.20; Y: 6.50	10.03
3.80	125,900	478,600	X: -0.20; Y: 6.50	10.43	3.51	125,900	442,401	X: -0.20; Y: 6.50	10.43
4.04	135,918	549,500	X: -0.20; Y: 6.50	10.83	3.72	135,918	505,701	X: -0.20; Y: 6.50	10.83
1.41	33,281	46,838	X: -0.70; Y: 6.50	6.90	1.43	33,281	47,632	X: -0.70; Y: 6.50	6.90
1.69	44,401	75,099	X: -0.70; Y: 6.50	7.30	1.68	44,401	74,527	X: -0.70; Y: 6.50	7.30
1.99	54,981	109,239	X: -0.70; Y: 6.50	7.70	1.94	54,981	106,503	X: -0.70; Y: 6.50	7.70
2.25	65,893	148,424	X: -0.70; Y: 6.50	8.10	2.17	65,893	142,868	X: -0.70; Y: 6.50	8.10
2.53	76,183	192,607	X: -0.70; Y: 6.50	8.50	2.41	76,183	183,475	X: -0.70; Y: 6.50	8.50
2.80	86,369	241,560	X: -0.70; Y: 6.50	8.90	2.64	86,369	228,159	X: -0.70; Y: 6.50	8.90
3.06	96,698	295,435	X: -0.70; Y: 6.50	9.30	2.87	96,698	277,088	X: -0.70; Y: 6.50	9.30
3.31	106,778	353,668	X: -0.70; Y: 6.50	9.70	3.09	106,778	329,663	X: -0.70; Y: 6.50	9.70
3.56	116,838	416,408	X: -0.70; Y: 6.50	10.10	3.30	116,838	386,056	X: -0.70; Y: 6.50	10.10
3.82	126,488	483,313	X: -0.70; Y: 6.50	10.50	3.53	126,488	445,922	X: -0.70; Y: 6.50	10.50
4.06	136,531	554,941	X: -0.70; Y: 6.50	10.90	3.73	136,531	509,839	X: -0.70; Y: 6.50	10.90
1.39	33,657	46,946	X: -1.20; Y: 6.50	7.00	1.41	33,657	47,495	X: -1.20; Y: 6.50	7.00
1.71	44,954	76,776	X: -1.20; Y: 6.50	7.40	1.68	44,954	75,729	X: -1.20; Y: 6.50	7.40
2.00	55,973	112,084	X: -1.20; Y: 6.50	7.80	1.94	55,973	108,710	X: -1.20; Y: 6.50	7.80
2.29	66,593	152,763	X: -1.20; Y: 6.50	8.20	2.20	66,593	146,351	X: -1.20; Y: 6.50	8.20
2.58	76,917	198,206	X: -1.20; Y: 6.50	8.60	2.44	76,917	188,043	X: -1.20; Y: 6.50	8.60
2.85	87,125	248,378	X: -1.20; Y: 6.50	9.00	2.68	87,125	233,772	X: -1.20; Y: 6.50	9.00
3.12	97,298	303,179	X: -1.20; Y: 6.50	9.40	2.91	97,298	283,436	X: -1.20; Y: 6.50	9.40
3.36	107,932	362,494	X: -1.20; Y: 6.50	9.80	3.12	107,932	336,943	X: -1.20; Y: 6.50	9.80
3.61	118,028	426,357	X: -1.20; Y: 6.50	10.20	3.34	118,028	394,289	X: -1.20; Y: 6.50	10.20
3.86	128,112	494,675	X: -1.20; Y: 6.50	10.60	3.55	128,112	455,403	X: -1.20; Y: 6.50	10.60
4.11	138,196	567,406	X: -1.20; Y: 6.50	11.00	3.76	138,196	520,245	X: -1.20; Y: 6.50	11.00
1.45	34,392	50,009	X: -1.70; Y: 6.50	7.13	1.45	34,392	50,018	X: -1.70; Y: 6.50	7.13

Bishop					Fellenius				
CS	FrzRbit	FrzRes	Centro	Raggio	CS	FrzRbit	FrzRes	Centro	Raggio
	[N]	[N]	[m]	[m]		[N]	[N]	[m]	[m]
1.79	45,662	81,623	X: -1.70; Y: 6.50	7.53	1.75	45,662	79,758	X: -1.70; Y: 6.50	7.53
2.10	56,530	118,932	X: -1.70; Y: 6.50	7.93	2.03	56,530	114,507	X: -1.70; Y: 6.50	7.93
2.41	66,918	161,091	X: -1.70; Y: 6.50	8.33	2.29	66,918	153,383	X: -1.70; Y: 6.50	8.33
2.67	78,076	208,229	X: -1.70; Y: 6.50	8.73	2.52	78,076	196,591	X: -1.70; Y: 6.50	8.73
2.94	88,433	259,968	X: -1.70; Y: 6.50	9.13	2.76	88,433	243,664	X: -1.70; Y: 6.50	9.13
3.20	98,726	316,307	X: -1.70; Y: 6.50	9.53	2.98	98,726	294,643	X: -1.70; Y: 6.50	9.53
3.46	108,962	377,180	X: -1.70; Y: 6.50	9.93	3.21	108,962	349,463	X: -1.70; Y: 6.50	9.93
3.71	119,157	442,534	X: -1.70; Y: 6.50	10.33	3.42	119,157	408,074	X: -1.70; Y: 6.50	10.33
3.96	129,326	512,325	X: -1.70; Y: 6.50	10.73	3.64	129,326	470,435	X: -1.70; Y: 6.50	10.73
4.21	139,478	586,516	X: -1.70; Y: 6.50	11.13	3.85	139,478	536,510	X: -1.70; Y: 6.50	11.13
1.61	35,000	56,427	X: -2.20; Y: 6.50	7.30	1.59	35,000	55,532	X: -2.20; Y: 6.50	7.30
1.97	46,036	90,543	X: -2.20; Y: 6.50	7.70	1.90	46,036	87,523	X: -2.20; Y: 6.50	7.70
2.26	57,361	129,685	X: -2.20; Y: 6.50	8.10	2.16	57,361	123,848	X: -2.20; Y: 6.50	8.10
2.56	68,025	173,828	X: -2.20; Y: 6.50	8.50	2.42	68,025	164,457	X: -2.20; Y: 6.50	8.50
2.84	78,548	222,749	X: -2.20; Y: 6.50	8.90	2.66	78,548	209,138	X: -2.20; Y: 6.50	8.90
3.10	89,191	276,602	X: -2.20; Y: 6.50	9.30	2.89	89,191	258,073	X: -2.20; Y: 6.50	9.30
3.36	99,557	334,815	X: -2.20; Y: 6.50	9.70	3.12	99,557	310,654	X: -2.20; Y: 6.50	9.70
3.62	109,880	397,538	X: -2.20; Y: 6.50	10.10	3.34	109,880	367,048	X: -2.20; Y: 6.50	10.10
3.87	120,169	464,723	X: -2.20; Y: 6.50	10.50	3.56	120,169	427,213	X: -2.20; Y: 6.50	10.50
4.12	130,038	536,052	X: -2.20; Y: 6.50	10.90	3.77	130,038	490,833	X: -2.20; Y: 6.50	10.90
4.36	140,312	612,074	X: -2.20; Y: 6.50	11.30	3.98	140,312	558,469	X: -2.20; Y: 6.50	11.30
1.91	34,890	66,522	X: -2.70; Y: 6.50	7.49	1.85	34,890	64,413	X: -2.70; Y: 6.50	7.49
2.20	46,778	103,067	X: -2.70; Y: 6.50	7.89	2.11	46,778	98,574	X: -2.70; Y: 6.50	7.89
2.51	57,679	144,661	X: -2.70; Y: 6.50	8.29	2.38	57,679	137,043	X: -2.70; Y: 6.50	8.29
2.79	68,408	191,111	X: -2.70; Y: 6.50	8.69	2.63	68,408	179,649	X: -2.70; Y: 6.50	8.69
3.04	79,589	242,233	X: -2.70; Y: 6.50	9.09	2.84	79,589	226,202	X: -2.70; Y: 6.50	9.09
3.30	90,445	298,317	X: -2.70; Y: 6.50	9.49	3.06	90,445	277,043	X: -2.70; Y: 6.50	9.49
3.55	100,965	358,718	X: -2.70; Y: 6.50	9.89	3.28	100,965	331,484	X: -2.70; Y: 6.50	9.89
3.80	111,421	423,613	X: -2.70; Y: 6.50	10.29	3.50	111,421	389,720	X: -2.70; Y: 6.50	10.29
4.06	121,436	492,669	X: -2.70; Y: 6.50	10.69	3.72	121,436	451,426	X: -2.70; Y: 6.50	10.69
4.30	131,819	566,437	X: -2.70; Y: 6.50	11.09	3.92	131,819	517,162	X: -2.70; Y: 6.50	11.09
4.53	142,199	644,591	X: -2.70; Y: 6.50	11.49	4.13	142,199	586,598	X: -2.70; Y: 6.50	11.49
2.27	35,528	80,481	X: -3.20; Y: 6.50	7.72	2.17	35,528	76,963	X: -3.20; Y: 6.50	7.72
2.53	47,386	119,679	X: -3.20; Y: 6.50	8.12	2.39	47,386	113,389	X: -3.20; Y: 6.50	8.12
2.80	58,521	163,912	X: -3.20; Y: 6.50	8.52	2.63	58,521	154,131	X: -3.20; Y: 6.50	8.52
3.06	69,675	213,193	X: -3.20; Y: 6.50	8.92	2.86	69,675	199,222	X: -3.20; Y: 6.50	8.92
3.32	80,482	266,969	X: -3.20; Y: 6.50	9.32	3.08	80,482	248,074	X: -3.20; Y: 6.50	9.32
3.57	91,209	325,331	X: -3.20; Y: 6.50	9.72	3.30	91,209	300,802	X: -3.20; Y: 6.50	9.72
3.81	101,862	388,214	X: -3.20; Y: 6.50	10.12	3.51	101,862	357,347	X: -3.20; Y: 6.50	10.12
4.05	112,458	455,568	X: -3.20; Y: 6.50	10.52	3.71	112,458	417,664	X: -3.20; Y: 6.50	10.52
4.29	123,010	527,348	X: -3.20; Y: 6.50	10.92	3.92	123,010	481,716	X: -3.20; Y: 6.50	10.92
4.53	133,107	603,237	X: -3.20; Y: 6.50	11.32	4.13	133,107	549,197	X: -3.20; Y: 6.50	11.32
4.76	143,644	683,814	X: -3.20; Y: 6.50	11.72	4.32	143,644	620,680	X: -3.20; Y: 6.50	11.72
2.73	36,018	98,358	X: -3.70; Y: 6.50	7.97	2.59	36,018	93,148	X: -3.70; Y: 6.50	7.97
2.96	47,592	140,843	X: -3.70; Y: 6.50	8.37	2.78	47,592	132,488	X: -3.70; Y: 6.50	8.37
3.16	59,483	187,998	X: -3.70; Y: 6.50	8.77	2.95	59,483	175,684	X: -3.70; Y: 6.50	8.77
3.40	70,648	239,946	X: -3.70; Y: 6.50	9.17	3.16	70,648	222,994	X: -3.70; Y: 6.50	9.17
3.63	81,678	296,524	X: -3.70; Y: 6.50	9.57	3.36	81,678	274,216	X: -3.70; Y: 6.50	9.57
3.86	92,587	357,659	X: -3.70; Y: 6.50	9.97	3.56	92,587	329,288	X: -3.70; Y: 6.50	9.97
4.09	103,381	423,295	X: -3.70; Y: 6.50	10.37	3.75	103,381	388,162	X: -3.70; Y: 6.50	10.37
4.32	114,124	493,383	X: -3.70; Y: 6.50	10.77	3.95	114,124	450,789	X: -3.70; Y: 6.50	10.77
4.55	124,828	567,880	X: -3.70; Y: 6.50	11.17	4.14	124,828	517,134	X: -3.70; Y: 6.50	11.17
4.77	135,502	646,758	X: -3.70; Y: 6.50	11.57	4.33	135,502	587,173	X: -3.70; Y: 6.50	11.57
5.01	145,670	729,677	X: -3.70; Y: 6.50	11.97	4.53	145,670	660,585	X: -3.70; Y: 6.50	11.97
3.29	36,672	120,755	X: -4.20; Y: 6.50	8.24	3.10	36,672	113,571	X: -4.20; Y: 6.50	8.24
3.45	48,277	166,340	X: -4.20; Y: 6.50	8.64	3.22	48,277	155,503	X: -4.20; Y: 6.50	8.64
3.63	59,738	216,697	X: -4.20; Y: 6.50	9.04	3.37	59,738	201,462	X: -4.20; Y: 6.50	9.04
3.80	71,567	271,679	X: -4.20; Y: 6.50	9.44	3.51	71,567	251,261	X: -4.20; Y: 6.50	9.44
4.00	82,732	331,306	X: -4.20; Y: 6.50	9.84	3.69	82,732	305,056	X: -4.20; Y: 6.50	9.84
4.22	93,795	395,461	X: -4.20; Y: 6.50	10.24	3.87	93,795	362,675	X: -4.20; Y: 6.50	10.24
4.43	104,778	464,092	X: -4.20; Y: 6.50	10.64	4.05	104,778	424,070	X: -4.20; Y: 6.50	10.64
4.64	115,697	537,157	X: -4.20; Y: 6.50	11.04	4.23	115,697	489,208	X: -4.20; Y: 6.50	11.04
4.86	126,570	614,619	X: -4.20; Y: 6.50	11.44	4.41	126,570	558,052	X: -4.20; Y: 6.50	11.44
5.07	137,407	696,448	X: -4.20; Y: 6.50	11.84	4.59	137,407	630,577	X: -4.20; Y: 6.50	11.84
5.28	148,219	782,618	X: -4.20; Y: 6.50	12.24	4.77	148,219	706,761	X: -4.20; Y: 6.50	12.24
1.81	33,984	61,376	X: 0.30; Y: 7.00	7.38	1.81	33,984	61,548	X: 0.30; Y: 7.00	7.38
1.99	45,165	90,024	X: 0.30; Y: 7.00	7.78	1.97	45,165	89,084	X: 0.30; Y: 7.00	7.78
2.24	55,812	124,818	X: 0.30; Y: 7.00	8.18	2.18	55,812	121,910	X: 0.30; Y: 7.00	8.18
2.46	67,045	164,914	X: 0.30; Y: 7.00	8.58	2.38	67,045	159,406	X: 0.30; Y: 7.00	8.58
2.71	77,495	210,028	X: 0.30; Y: 7.00	8.98	2.60	77,495	201,102	X: 0.30; Y: 7.00	8.98
2.96	87,787	259,993	X: 0.30; Y: 7.00	9.38	2.81	87,787	246,931	X: 0.30; Y: 7.00	9.38
3.19	98,553	314,628	X: 0.30; Y: 7.00	9.78	3.01	98,553	296,790	X: 0.30; Y: 7.00	9.78
3.44	108,773	373,949	X: 0.30; Y: 7.00	10.18	3.22	108,773	350,580	X: 0.30; Y: 7.00	10.18
3.68	118,969	437,835	X: 0.30; Y: 7.00	10.58	3.43	118,969	408,243	X: 0.30; Y: 7.00	10.58
3.92	129,154	506,230	X: 0.30; Y: 7.00	10.98	3.64	129,154	469,723	X: 0.30; Y: 7.00	10.98
4.16	139,340	579,093	X: 0.30; Y: 7.00	11.38	3.84	139,340	534,983	X: 0.30; Y: 7.00	11.38
1.60	32,295	51,773	X: -0.20; Y: 7.00	7.33	1.62	32,295	52,335	X: -0.20; Y: 7.00	7.33
1.84	43,428	79,773	X: -0.20; Y: 7.00	7.73	1.82	43,428	79,231	X: -0.20; Y: 7.00	7.73
2.08	54,742	113,856	X: -0.20; Y: 7.00	8.13	2.04	54,742	111,477	X: -0.20; Y: 7.00	8.13
2.33	65,760	153,240	X: -0.20; Y: 7.00	8.53	2.25	65,760	148,258	X: -0.20; Y: 7.00	8.53
2.59	76,425	197,975	X: -0.20; Y: 7.00	8.93	2.48	76,425	189,647	X: -0.20; Y: 7.00	8.93
2.85	86,712	247,434	X: -0.20; Y: 7.00	9.33	2.71	86,712	235,028	X: -0.20; Y: 7.00	9.33
3.11	96,974	301,613	X: -0.20; Y: 7.00	9.73	2.93	96,974	284,437	X: -0.20; Y: 7.00	9.73

Bishop					Fellenius				
CS	FrzRbit	FrzRes	Centro	Raggio	CS	FrzRbit	FrzRes	Centro	Raggio
	[N]	[N]	[m]	[m]		[N]	[N]	[m]	[m]
3.35	107,690	360,383	X: -0.20; Y: 7.00	10.13	3.14	107,690	337,782	X: -0.20; Y: 7.00	10.13
3.59	117,885	423,763	X: -0.20; Y: 7.00	10.53	3.35	117,885	395,006	X: -0.20; Y: 7.00	10.53
3.84	128,069	491,655	X: -0.20; Y: 7.00	10.93	3.56	128,069	456,052	X: -0.20; Y: 7.00	10.93
4.08	138,251	564,011	X: -0.20; Y: 7.00	11.33	3.77	138,251	520,876	X: -0.20; Y: 7.00	11.33
1.46	33,361	48,758	X: -0.70; Y: 7.00	7.39	1.48	33,361	49,520	X: -0.70; Y: 7.00	7.39
1.75	44,582	77,815	X: -0.70; Y: 7.00	7.79	1.73	44,582	77,265	X: -0.70; Y: 7.00	7.79
2.04	55,238	112,948	X: -0.70; Y: 7.00	8.19	2.00	55,238	110,299	X: -0.70; Y: 7.00	8.19
2.30	66,519	153,321	X: -0.70; Y: 7.00	8.59	2.22	66,519	147,954	X: -0.70; Y: 7.00	8.59
2.58	76,953	198,672	X: -0.70; Y: 7.00	8.99	2.47	76,953	189,807	X: -0.70; Y: 7.00	8.99
2.85	87,267	248,846	X: -0.70; Y: 7.00	9.39	2.70	87,267	235,788	X: -0.70; Y: 7.00	9.39
3.10	98,049	303,680	X: -0.70; Y: 7.00	9.79	2.91	98,049	285,771	X: -0.70; Y: 7.00	9.79
3.35	108,558	363,425	X: -0.70; Y: 7.00	10.19	3.13	108,558	339,956	X: -0.70; Y: 7.00	10.19
3.60	118,810	427,517	X: -0.70; Y: 7.00	10.59	3.35	118,810	397,780	X: -0.70; Y: 7.00	10.59
3.84	129,036	496,102	X: -0.70; Y: 7.00	10.99	3.56	129,036	459,408	X: -0.70; Y: 7.00	10.99
4.10	138,890	568,875	X: -0.70; Y: 7.00	11.39	3.78	138,890	524,533	X: -0.70; Y: 7.00	11.39
1.44	33,694	48,609	X: -1.20; Y: 7.00	7.48	1.46	33,694	49,168	X: -1.20; Y: 7.00	7.48
1.76	45,067	79,200	X: -1.20; Y: 7.00	7.88	1.74	45,067	78,235	X: -1.20; Y: 7.00	7.88
2.05	56,399	115,541	X: -1.20; Y: 7.00	8.28	1.99	56,399	112,356	X: -1.20; Y: 7.00	8.28
2.34	66,980	157,050	X: -1.20; Y: 7.00	8.68	2.25	66,980	150,889	X: -1.20; Y: 7.00	8.68
2.63	77,593	203,723	X: -1.20; Y: 7.00	9.08	2.50	77,593	193,917	X: -1.20; Y: 7.00	9.08
2.88	88,566	254,990	X: -1.20; Y: 7.00	9.48	2.72	88,566	240,862	X: -1.20; Y: 7.00	9.48
3.14	98,952	310,994	X: -1.20; Y: 7.00	9.88	2.95	98,952	291,821	X: -1.20; Y: 7.00	9.88
3.40	109,289	371,600	X: -1.20; Y: 7.00	10.28	3.17	109,289	346,690	X: -1.20; Y: 7.00	10.28
3.65	119,553	436,744	X: -1.20; Y: 7.00	10.68	3.39	119,553	405,407	X: -1.20; Y: 7.00	10.68
3.90	129,792	506,378	X: -1.20; Y: 7.00	11.08	3.61	129,792	467,923	X: -1.20; Y: 7.00	11.08
4.15	140,037	580,455	X: -1.20; Y: 7.00	11.48	3.81	140,037	534,199	X: -1.20; Y: 7.00	11.48
1.49	34,495	51,233	X: -1.70; Y: 7.00	7.61	1.49	34,495	51,334	X: -1.70; Y: 7.00	7.61
1.82	45,952	83,723	X: -1.70; Y: 7.00	8.01	1.79	45,952	82,062	X: -1.70; Y: 7.00	8.01
2.14	56,841	121,820	X: -1.70; Y: 7.00	8.41	2.07	56,841	117,681	X: -1.70; Y: 7.00	8.41
2.42	68,050	164,859	X: -1.70; Y: 7.00	8.81	2.32	68,050	157,570	X: -1.70; Y: 7.00	8.81
2.71	78,652	212,854	X: -1.70; Y: 7.00	9.21	2.56	78,652	201,695	X: -1.70; Y: 7.00	9.21
2.98	89,125	265,609	X: -1.70; Y: 7.00	9.61	2.80	89,125	249,887	X: -1.70; Y: 7.00	9.61
3.24	99,751	323,282	X: -1.70; Y: 7.00	10.01	3.03	99,751	302,323	X: -1.70; Y: 7.00	10.01
3.50	110,125	385,320	X: -1.70; Y: 7.00	10.41	3.25	110,125	358,414	X: -1.70; Y: 7.00	10.41
3.75	120,474	451,876	X: -1.70; Y: 7.00	10.81	3.47	120,474	418,330	X: -1.70; Y: 7.00	10.81
4.00	130,805	522,902	X: -1.70; Y: 7.00	11.21	3.69	130,805	482,028	X: -1.70; Y: 7.00	11.21
4.24	141,125	598,358	X: -1.70; Y: 7.00	11.61	3.89	141,125	549,469	X: -1.70; Y: 7.00	11.61
1.63	35,078	57,047	X: -2.20; Y: 7.00	7.77	1.61	35,078	56,352	X: -2.20; Y: 7.00	7.77
1.99	46,169	91,812	X: -2.20; Y: 7.00	8.17	1.93	46,169	89,088	X: -2.20; Y: 7.00	8.17
2.28	57,779	131,819	X: -2.20; Y: 7.00	8.57	2.19	57,779	126,409	X: -2.20; Y: 7.00	8.57
2.58	68,608	176,838	X: -2.20; Y: 7.00	8.97	2.45	68,608	168,011	X: -2.20; Y: 7.00	8.97
2.86	79,227	226,699	X: -2.20; Y: 7.00	9.37	2.70	79,227	213,753	X: -2.20; Y: 7.00	9.37
3.11	90,293	281,223	X: -2.20; Y: 7.00	9.77	2.92	90,293	263,463	X: -2.20; Y: 7.00	9.77
3.38	100,791	340,433	X: -2.20; Y: 7.00	10.17	3.15	100,791	317,160	X: -2.20; Y: 7.00	10.17
3.63	111,244	404,208	X: -2.20; Y: 7.00	10.57	3.37	111,244	374,729	X: -2.20; Y: 7.00	10.57
3.88	121,668	472,493	X: -2.20; Y: 7.00	10.97	3.58	121,668	436,117	X: -2.20; Y: 7.00	10.97
4.13	132,074	545,244	X: -2.20; Y: 7.00	11.37	3.80	132,074	501,282	X: -2.20; Y: 7.00	11.37
4.37	142,476	622,424	X: -2.20; Y: 7.00	11.77	4.00	142,476	570,189	X: -2.20; Y: 7.00	11.77
1.90	35,112	66,548	X: -2.70; Y: 7.00	7.95	1.84	35,112	64,773	X: -2.70; Y: 7.00	7.95
2.20	46,997	103,477	X: -2.70; Y: 7.00	8.35	2.12	46,997	99,421	X: -2.70; Y: 7.00	8.35
2.51	58,074	145,902	X: -2.70; Y: 7.00	8.75	2.39	58,074	138,867	X: -2.70; Y: 7.00	8.75
2.78	69,554	193,060	X: -2.70; Y: 7.00	9.15	2.62	69,554	182,312	X: -2.70; Y: 7.00	9.15
3.05	80,393	245,069	X: -2.70; Y: 7.00	9.55	2.86	80,393	229,904	X: -2.70; Y: 7.00	9.55
3.31	91,106	301,763	X: -2.70; Y: 7.00	9.95	3.09	91,106	281,478	X: -2.70; Y: 7.00	9.95
3.57	101,692	363,063	X: -2.70; Y: 7.00	10.35	3.31	101,692	336,962	X: -2.70; Y: 7.00	10.35
3.82	112,246	428,903	X: -2.70; Y: 7.00	10.75	3.53	112,246	396,290	X: -2.70; Y: 7.00	10.75
4.07	122,778	499,235	X: -2.70; Y: 7.00	11.15	3.74	122,778	459,415	X: -2.70; Y: 7.00	11.15
4.31	133,297	574,016	X: -2.70; Y: 7.00	11.55	3.95	133,297	526,299	X: -2.70; Y: 7.00	11.55
4.54	143,818	653,210	X: -2.70; Y: 7.00	11.95	4.15	143,818	596,911	X: -2.70; Y: 7.00	11.95
2.23	35,657	79,463	X: -3.20; Y: 7.00	8.16	2.14	35,657	76,390	X: -3.20; Y: 7.00	8.16
2.50	47,725	119,253	X: -3.20; Y: 7.00	8.56	2.38	47,725	113,577	X: -3.20; Y: 7.00	8.56
2.78	58,990	164,093	X: -3.20; Y: 7.00	8.96	2.63	58,990	155,088	X: -3.20; Y: 7.00	8.96
3.05	69,998	213,805	X: -3.20; Y: 7.00	9.36	2.87	69,998	200,752	X: -3.20; Y: 7.00	9.36
3.29	81,421	268,201	X: -3.20; Y: 7.00	9.76	3.07	81,421	250,359	X: -3.20; Y: 7.00	9.76
3.55	92,248	327,294	X: -3.20; Y: 7.00	10.16	3.30	92,248	303,983	X: -3.20; Y: 7.00	10.16
3.80	103,005	390,963	X: -3.20; Y: 7.00	10.56	3.51	103,005	361,479	X: -3.20; Y: 7.00	10.56
4.04	113,711	459,153	X: -3.20; Y: 7.00	10.96	3.72	113,711	422,799	X: -3.20; Y: 7.00	10.96
4.28	124,379	531,815	X: -3.20; Y: 7.00	11.36	3.92	124,379	487,898	X: -3.20; Y: 7.00	11.36
4.51	135,026	608,913	X: -3.20; Y: 7.00	11.76	4.12	135,026	556,742	X: -3.20; Y: 7.00	11.76
4.74	145,662	690,409	X: -3.20; Y: 7.00	12.16	4.32	145,662	629,299	X: -3.20; Y: 7.00	12.16
2.66	36,287	96,413	X: -3.70; Y: 7.00	8.40	2.53	36,287	91,813	X: -3.70; Y: 7.00	8.40
2.87	48,372	139,043	X: -3.70; Y: 7.00	8.80	2.72	48,372	131,422	X: -3.70; Y: 7.00	8.80
3.12	59,778	186,682	X: -3.70; Y: 7.00	9.20	2.93	59,778	175,333	X: -3.70; Y: 7.00	9.20
3.37	71,022	239,119	X: -3.70; Y: 7.00	9.60	3.14	71,022	223,318	X: -3.70; Y: 7.00	9.60
3.60	82,308	296,488	X: -3.70; Y: 7.00	10.00	3.35	82,308	275,543	X: -3.70; Y: 7.00	10.00
3.84	93,310	358,268	X: -3.70; Y: 7.00	10.40	3.55	93,310	331,450	X: -3.70; Y: 7.00	10.40
4.07	104,239	424,582	X: -3.70; Y: 7.00	10.80	3.75	104,239	391,188	X: -3.70; Y: 7.00	10.80
4.30	115,107	495,382	X: -3.70; Y: 7.00	11.20	3.95	115,107	454,711	X: -3.70; Y: 7.00	11.20
4.54	125,557	570,358	X: -3.70; Y: 7.00	11.60	4.16	125,557	521,717	X: -3.70; Y: 7.00	11.60
4.77	136,358	650,031	X: -3.70; Y: 7.00	12.00	4.35	136,358	592,736	X: -3.70; Y: 7.00	12.00
4.99	147,152	734,093	X: -3.70; Y: 7.00	12.40	4.54	147,152	667,458	X: -3.70; Y: 7.00	12.40
3.19	36,823	117,403	X: -4.20; Y: 7.00	8.66	3.01	36,823	110,994	X: -4.20; Y: 7.00	8.66
3.37	48,472	163,211	X: -4.20; Y: 7.00	9.06	3.16	48,472	153,363	X: -4.20; Y: 7.00	9.06

Bishop					Fellenius				
CS	FrzRbit	FrzRes	Centro	Raggio	CS	FrzRbit	FrzRes	Centro	Raggio
	[N]	[N]	[m]	[m]		[N]	[N]	[m]	[m]
3.52	60,754	214,071	X: -4.20; Y: 7.00	9.46	3.29	60,754	200,004	X: -4.20; Y: 7.00	9.46
3.73	72,190	269,535	X: -4.20; Y: 7.00	9.86	3.47	72,190	250,565	X: -4.20; Y: 7.00	9.86
3.95	83,496	329,635	X: -4.20; Y: 7.00	10.26	3.65	83,496	305,048	X: -4.20; Y: 7.00	10.26
4.16	94,690	394,304	X: -4.20; Y: 7.00	10.66	3.84	94,690	363,391	X: -4.20; Y: 7.00	10.66
4.38	105,781	463,485	X: -4.20; Y: 7.00	11.06	4.02	105,781	425,547	X: -4.20; Y: 7.00	11.06
4.60	116,795	537,133	X: -4.20; Y: 7.00	11.46	4.21	116,795	491,473	X: -4.20; Y: 7.00	11.46
4.82	127,767	615,205	X: -4.20; Y: 7.00	11.86	4.39	127,767	561,132	X: -4.20; Y: 7.00	11.86
5.03	138,708	697,672	X: -4.20; Y: 7.00	12.26	4.57	138,708	634,497	X: -4.20; Y: 7.00	12.26
5.26	149,175	784,213	X: -4.20; Y: 7.00	12.66	4.77	149,175	711,263	X: -4.20; Y: 7.00	12.66
1.86	34,101	63,348	X: 0.30; Y: 7.50	7.87	1.86	34,101	63,528	X: 0.30; Y: 7.50	7.87
2.04	45,443	92,861	X: 0.30; Y: 7.50	8.27	2.02	45,443	91,974	X: 0.30; Y: 7.50	8.27
2.26	56,745	128,521	X: 0.30; Y: 7.50	8.67	2.22	56,745	125,798	X: 0.30; Y: 7.50	8.67
2.51	67,457	169,587	X: 0.30; Y: 7.50	9.07	2.43	67,457	164,223	X: 0.30; Y: 7.50	9.07
2.76	78,126	215,993	X: 0.30; Y: 7.50	9.47	2.65	78,126	207,288	X: 0.30; Y: 7.50	9.47
3.00	89,177	267,108	X: 0.30; Y: 7.50	9.87	2.85	89,177	254,411	X: 0.30; Y: 7.50	9.87
3.24	99,673	323,048	X: 0.30; Y: 7.50	10.27	3.07	99,673	305,597	X: 0.30; Y: 7.50	10.27
3.49	110,061	383,666	X: 0.30; Y: 7.50	10.67	3.28	110,061	360,759	X: 0.30; Y: 7.50	10.67
3.73	120,395	448,888	X: 0.30; Y: 7.50	11.07	3.49	120,395	419,831	X: 0.30; Y: 7.50	11.07
3.97	130,729	518,654	X: 0.30; Y: 7.50	11.47	3.69	130,729	482,754	X: 0.30; Y: 7.50	11.47
4.20	141,069	592,914	X: 0.30; Y: 7.50	11.87	3.90	141,069	549,485	X: 0.30; Y: 7.50	11.87
1.66	32,395	53,763	X: -0.20; Y: 7.50	7.83	1.68	32,395	54,291	X: -0.20; Y: 7.50	7.83
1.86	44,315	82,621	X: -0.20; Y: 7.50	8.23	1.85	44,315	82,193	X: -0.20; Y: 7.50	8.23
2.14	55,093	117,793	X: -0.20; Y: 7.50	8.63	2.10	55,093	115,471	X: -0.20; Y: 7.50	8.63
2.38	66,407	158,286	X: -0.20; Y: 7.50	9.03	2.31	66,407	153,438	X: -0.20; Y: 7.50	9.03
2.65	77,048	204,153	X: -0.20; Y: 7.50	9.43	2.54	77,048	196,006	X: -0.20; Y: 7.50	9.43
2.89	88,086	254,787	X: -0.20; Y: 7.50	9.83	2.76	88,086	242,688	X: -0.20; Y: 7.50	9.83
3.15	98,576	310,250	X: -0.20; Y: 7.50	10.23	2.98	98,576	293,453	X: -0.20; Y: 7.50	10.23
3.40	109,022	370,389	X: -0.20; Y: 7.50	10.63	3.19	109,022	348,202	X: -0.20; Y: 7.50	10.63
3.64	119,382	435,136	X: -0.20; Y: 7.50	11.03	3.41	119,382	406,862	X: -0.20; Y: 7.50	11.03
3.89	129,711	504,428	X: -0.20; Y: 7.50	11.43	3.62	129,711	469,376	X: -0.20; Y: 7.50	11.43
4.13	140,047	578,214	X: -0.20; Y: 7.50	11.83	3.83	140,047	535,699	X: -0.20; Y: 7.50	11.83
1.51	33,514	50,743	X: -0.70; Y: 7.50	7.88	1.54	33,514	51,491	X: -0.70; Y: 7.50	7.88
1.80	44,894	80,638	X: -0.70; Y: 7.50	8.28	1.78	44,894	80,134	X: -0.70; Y: 7.50	8.28
2.07	56,202	116,612	X: -0.70; Y: 7.50	8.68	2.03	56,202	114,130	X: -0.70; Y: 7.50	8.68
2.36	66,904	157,930	X: -0.70; Y: 7.50	9.08	2.28	66,904	152,711	X: -0.70; Y: 7.50	9.08
2.62	78,123	204,517	X: -0.70; Y: 7.50	9.48	2.51	78,123	195,933	X: -0.70; Y: 7.50	9.48
2.89	88,682	255,889	X: -0.70; Y: 7.50	9.88	2.74	88,682	243,191	X: -0.70; Y: 7.50	9.88
3.15	99,194	312,018	X: -0.70; Y: 7.50	10.28	2.97	99,194	294,515	X: -0.70; Y: 7.50	10.28
3.40	109,567	372,818	X: -0.70; Y: 7.50	10.68	3.19	109,567	349,815	X: -0.70; Y: 7.50	10.68
3.65	120,173	438,433	X: -0.70; Y: 7.50	11.08	3.41	120,173	409,253	X: -0.70; Y: 7.50	11.08
3.89	130,554	508,384	X: -0.70; Y: 7.50	11.48	3.62	130,554	472,324	X: -0.70; Y: 7.50	11.48
4.14	140,927	582,815	X: -0.70; Y: 7.50	11.88	3.83	140,927	539,189	X: -0.70; Y: 7.50	11.88
1.49	33,795	50,338	X: -1.20; Y: 7.50	7.97	1.51	33,795	50,913	X: -1.20; Y: 7.50	7.97
1.81	45,254	81,707	X: -1.20; Y: 7.50	8.37	1.79	45,254	80,824	X: -1.20; Y: 7.50	8.37
2.09	56,711	118,753	X: -1.20; Y: 7.50	8.77	2.04	56,711	115,716	X: -1.20; Y: 7.50	8.77
2.39	67,466	161,448	X: -1.20; Y: 7.50	9.17	2.31	67,466	155,528	X: -1.20; Y: 7.50	9.17
2.66	78,659	208,925	X: -1.20; Y: 7.50	9.57	2.54	78,659	199,463	X: -1.20; Y: 7.50	9.57
2.92	89,447	261,537	X: -1.20; Y: 7.50	9.97	2.77	89,447	247,825	X: -1.20; Y: 7.50	9.97
3.19	99,930	318,739	X: -1.20; Y: 7.50	10.37	3.00	99,930	300,068	X: -1.20; Y: 7.50	10.37
3.45	110,392	380,580	X: -1.20; Y: 7.50	10.77	3.23	110,392	356,259	X: -1.20; Y: 7.50	10.77
3.70	120,831	446,996	X: -1.20; Y: 7.50	11.17	3.45	120,831	416,335	X: -1.20; Y: 7.50	11.17
3.93	131,674	517,902	X: -1.20; Y: 7.50	11.57	3.65	131,674	480,224	X: -1.20; Y: 7.50	11.57
4.18	142,078	593,317	X: -1.20; Y: 7.50	11.97	3.86	142,078	547,923	X: -1.20; Y: 7.50	11.97
1.52	34,652	52,583	X: -1.70; Y: 7.50	8.09	1.52	34,652	52,771	X: -1.70; Y: 7.50	8.09
1.86	46,205	85,767	X: -1.70; Y: 7.50	8.49	1.82	46,205	84,274	X: -1.70; Y: 7.50	8.49
2.18	57,055	124,568	X: -1.70; Y: 7.50	8.89	2.11	57,055	120,662	X: -1.70; Y: 7.50	8.89
2.46	68,585	168,657	X: -1.70; Y: 7.50	9.29	2.36	68,585	161,716	X: -1.70; Y: 7.50	9.29
2.74	79,307	217,678	X: -1.70; Y: 7.50	9.69	2.61	79,307	206,965	X: -1.70; Y: 7.50	9.69
3.02	89,909	271,511	X: -1.70; Y: 7.50	10.09	2.85	89,909	256,333	X: -1.70; Y: 7.50	10.09
3.27	100,936	330,007	X: -1.70; Y: 7.50	10.49	3.07	100,936	309,683	X: -1.70; Y: 7.50	10.49
3.52	111,696	393,391	X: -1.70; Y: 7.50	10.89	3.29	111,696	367,234	X: -1.70; Y: 7.50	10.89
3.77	122,218	461,149	X: -1.70; Y: 7.50	11.29	3.51	122,218	428,453	X: -1.70; Y: 7.50	11.29
4.02	132,712	533,411	X: -1.70; Y: 7.50	11.69	3.72	132,712	493,485	X: -1.70; Y: 7.50	11.69
4.26	143,188	610,136	X: -1.70; Y: 7.50	12.09	3.93	143,188	562,292	X: -1.70; Y: 7.50	12.09
1.64	35,231	57,898	X: -2.20; Y: 7.50	8.24	1.63	35,231	57,386	X: -2.20; Y: 7.50	8.24
2.01	46,394	93,278	X: -2.20; Y: 7.50	8.64	1.96	46,394	90,822	X: -2.20; Y: 7.50	8.64
2.31	58,078	133,902	X: -2.20; Y: 7.50	9.04	2.22	58,078	128,847	X: -2.20; Y: 7.50	9.04
2.61	69,033	179,900	X: -2.20; Y: 7.50	9.44	2.48	69,033	171,547	X: -2.20; Y: 7.50	9.44
2.87	80,375	230,640	X: -2.20; Y: 7.50	9.84	2.72	80,375	218,288	X: -2.20; Y: 7.50	9.84
3.14	91,145	286,207	X: -2.20; Y: 7.50	10.24	2.95	91,145	269,153	X: -2.20; Y: 7.50	10.24
3.40	101,849	346,448	X: -2.20; Y: 7.50	10.64	3.18	101,849	323,995	X: -2.20; Y: 7.50	10.64
3.66	112,426	411,298	X: -2.20; Y: 7.50	11.04	3.40	112,426	382,754	X: -2.20; Y: 7.50	11.04
3.91	122,977	480,692	X: -2.20; Y: 7.50	11.44	3.62	122,977	445,365	X: -2.20; Y: 7.50	11.44
4.15	133,523	554,582	X: -2.20; Y: 7.50	11.84	3.83	133,523	511,783	X: -2.20; Y: 7.50	11.84
4.39	144,067	632,931	X: -2.20; Y: 7.50	12.24	4.04	144,067	581,970	X: -2.20; Y: 7.50	12.24
1.86	35,790	66,501	X: -2.70; Y: 7.50	8.41	1.82	35,790	65,008	X: -2.70; Y: 7.50	8.41
2.21	47,201	104,235	X: -2.70; Y: 7.50	8.81	2.13	47,201	100,572	X: -2.70; Y: 7.50	8.81
2.50	58,844	147,088	X: -2.70; Y: 7.50	9.21	2.39	58,844	140,543	X: -2.70; Y: 7.50	9.21
2.79	70,086	195,207	X: -2.70; Y: 7.50	9.61	2.64	70,086	185,093	X: -2.70; Y: 7.50	9.61
3.06	81,013	248,069	X: -2.70; Y: 7.50	10.01	2.88	81,013	233,672	X: -2.70; Y: 7.50	10.01
3.33	91,836	305,662	X: -2.70; Y: 7.50	10.41	3.12	91,836	286,279	X: -2.70; Y: 7.50	10.41
3.59	102,607	367,898	X: -2.70; Y: 7.50	10.81	3.34	102,607	342,829	X: -2.70; Y: 7.50	10.81
3.82	113,765	434,679	X: -2.70; Y: 7.50	11.21	3.54	113,765	403,218	X: -2.70; Y: 7.50	11.21

VERIFICHE DI STABILITA'

Bishop					Fellenius				
CS	FrzRbit	FrzRes	Centro	Raggio	CS	FrzRbit	FrzRes	Centro	Raggio
	[N]	[N]	[m]	[m]		[N]	[N]	[m]	[m]
4.07	124,442	506,023	X: -2.70; Y: 7.50	11.61	3.76	124,442	467,485	X: -2.70; Y: 7.50	11.61
4.31	135,096	581,844	X: -2.70; Y: 7.50	12.01	3.96	135,096	535,541	X: -2.70; Y: 7.50	12.01
4.54	145,742	662,111	X: -2.70; Y: 7.50	12.41	4.17	145,742	607,351	X: -2.70; Y: 7.50	12.41
2.20	35,750	78,673	X: -3.20; Y: 7.50	8.61	2.13	35,750	75,977	X: -3.20; Y: 7.50	8.61
2.48	47,918	118,961	X: -3.20; Y: 7.50	9.01	2.37	47,918	113,800	X: -3.20; Y: 7.50	9.01
2.78	59,164	164,342	X: -3.20; Y: 7.50	9.41	2.64	59,164	155,992	X: -3.20; Y: 7.50	9.41
3.03	70,991	214,842	X: -3.20; Y: 7.50	9.81	2.85	70,991	202,588	X: -3.20; Y: 7.50	9.81
3.29	82,087	270,034	X: -3.20; Y: 7.50	10.21	3.08	82,087	253,168	X: -3.20; Y: 7.50	10.21
3.54	93,096	329,920	X: -3.20; Y: 7.50	10.61	3.31	93,096	307,733	X: -3.20; Y: 7.50	10.61
3.79	104,006	394,422	X: -3.20; Y: 7.50	11.01	3.52	104,006	366,213	X: -3.20; Y: 7.50	11.01
4.04	114,819	463,482	X: -3.20; Y: 7.50	11.41	3.73	114,819	428,557	X: -3.20; Y: 7.50	11.41
4.28	125,606	537,045	X: -3.20; Y: 7.50	11.81	3.94	125,606	494,708	X: -3.20; Y: 7.50	11.81
4.51	136,375	615,073	X: -3.20; Y: 7.50	12.21	4.14	136,375	564,632	X: -3.20; Y: 7.50	12.21
4.74	147,139	697,528	X: -3.20; Y: 7.50	12.61	4.34	147,139	638,293	X: -3.20; Y: 7.50	12.61
2.60	36,400	94,678	X: -3.70; Y: 7.50	8.84	2.49	36,400	90,591	X: -3.70; Y: 7.50	8.84
2.84	48,532	137,657	X: -3.70; Y: 7.50	9.24	2.69	48,532	130,712	X: -3.70; Y: 7.50	9.24
3.09	60,233	185,958	X: -3.70; Y: 7.50	9.64	2.91	60,233	175,471	X: -3.70; Y: 7.50	9.64
3.34	71,504	238,998	X: -3.70; Y: 7.50	10.04	3.14	71,504	224,240	X: -3.70; Y: 7.50	10.04
3.59	82,696	296,774	X: -3.70; Y: 7.50	10.44	3.35	82,696	277,028	X: -3.70; Y: 7.50	10.44
3.81	94,255	359,169	X: -3.70; Y: 7.50	10.84	3.54	94,255	333,694	X: -3.70; Y: 7.50	10.84
4.05	105,279	426,193	X: -3.70; Y: 7.50	11.24	3.75	105,279	394,317	X: -3.70; Y: 7.50	11.24
4.28	116,250	497,747	X: -3.70; Y: 7.50	11.64	3.95	116,250	458,772	X: -3.70; Y: 7.50	11.64
4.51	127,179	573,788	X: -3.70; Y: 7.50	12.04	4.14	127,179	527,018	X: -3.70; Y: 7.50	12.04
4.74	138,083	654,276	X: -3.70; Y: 7.50	12.44	4.34	138,083	599,021	X: -3.70; Y: 7.50	12.44
4.96	148,971	739,178	X: -3.70; Y: 7.50	12.84	4.53	148,971	674,751	X: -3.70; Y: 7.50	12.84
3.10	36,932	114,498	X: -4.20; Y: 7.50	9.08	2.94	36,932	108,754	X: -4.20; Y: 7.50	9.08
3.29	48,836	160,811	X: -4.20; Y: 7.50	9.48	3.11	48,836	151,843	X: -4.20; Y: 7.50	9.48
3.47	61,007	211,853	X: -4.20; Y: 7.50	9.88	3.26	61,007	198,853	X: -4.20; Y: 7.50	9.88
3.69	72,535	267,743	X: -4.20; Y: 7.50	10.28	3.45	72,535	250,034	X: -4.20; Y: 7.50	10.28
3.92	83,856	328,337	X: -4.20; Y: 7.50	10.68	3.64	83,856	305,216	X: -4.20; Y: 7.50	10.68
4.13	95,330	393,766	X: -4.20; Y: 7.50	11.08	3.82	95,330	364,536	X: -4.20; Y: 7.50	11.08
4.35	106,522	463,558	X: -4.20; Y: 7.50	11.48	4.01	106,522	427,500	X: -4.20; Y: 7.50	11.48
4.58	117,343	537,608	X: -4.20; Y: 7.50	11.88	4.21	117,343	494,021	X: -4.20; Y: 7.50	11.88
4.80	128,419	616,360	X: -4.20; Y: 7.50	12.28	4.40	128,419	564,556	X: -4.20; Y: 7.50	12.28
5.02	139,472	699,545	X: -4.20; Y: 7.50	12.68	4.58	139,472	638,833	X: -4.20; Y: 7.50	12.68
5.23	150,515	787,131	X: -4.20; Y: 7.50	13.08	4.76	150,515	716,825	X: -4.20; Y: 7.50	13.08

LEGENDA Verifiche di stabilita'

Approccio	Tipo di Approccio seguito.
Stato limite	Tipo di Stato Limite.
Sisma	Sisma agente nella Combinazione.
CS	Coefficiente di sicurezza.
FrzRbit	Forza Ribaltante [N].
FrzRes	Forza Resistente [N].
Centro	Coordinate del centro della circonferenza che delinea la superficie di scorrimento [m].
Raggio	Raggio della circonferenza che delinea la superficie di scorrimento [m].

VERIFICHE A SCORRIMENTO

VERIFICHE A SCORRIMENTO - Approccio 2, Combinazione (A1+M1+R3)

Stato limite	Sisma	CS	FrzP [N]	FrzR [N]
San Giusto C.se				
Verifica 1				
SLU	NO	1.84	8,760	16,092
Verifica 2				
SLU	NO	1.65	9,920	16,351
Verifica 3				
SLU	NO	1.84	11,388	20,919
Verifica 4				
SLU	NO	1.69	12,548	21,178
Verifica 5				
SLV	SI	1.83	9,861	18,013

LEGENDA Verifiche a scorrimento

Stato limite	Tipo di Stato Limite.
Sisma	Sisma agente nella Combinazione.
CS	Coefficiente di sicurezza.
FrzP	Forza di scorrimento di Progetto [N].
FrzR	Forza Resistente a scorrimento [N].

VERIFICHE A RIBALTAMENTO

VERIFICHE A RIBALTAMENTO - Approccio 2, Combinazione (A1+M1+R3)

Stato limite	Sisma	CS	Mrbit [Nm]	Mstbi [Nm]
--------------	-------	----	---------------	---------------

VERIFICHE A RIBALTAMENTO - Approccio 2, Combinazione (A1+M1+R3)					
Stato limite	Sisma	CS	M _{ribit} [Nm]	M _{stbi} [Nm]	
San Giusto C.se					
Verifica 1	SLU	NO	3.99	5,411	21,587
Verifica 2	SLU	NO	3.33	6,629	22,063
Verifica 3	SLU	NO	3.99	7,034	28,063
Verifica 4	SLU	NO	3.46	8,252	28,538
Verifica 5	SLV	SI	3.99	6,398	25,514

LEGENDA Verifiche a ribaltamento

Stato limite	Tipo di Stato Limite.
Sisma	Sisma agente nella Combinazione.
CS	Coefficiente di sicurezza.
M _{ribit}	Momento ribaltante di Progetto [Nm].
M _{stbi}	Momento Stabilizzante [Nm].

VERIFICHE A CARICO LIMITE

VERIFICHE A CARICO LIMITE - Approccio 2, Combinazione (A1+M1+R3)					
Stato limite	Sisma	CS	Q _{MedP} [N/mm ²]	Q _{Lim} [N/mm ²]	
San Giusto C.se					
Verifica 1	SLU	NO	5.47	0.02	0.13
Verifica 2	SLU	NO	4.90	0.02	0.12
Verifica 3	SLU	NO	4.21	0.03	0.13
Verifica 4	SLU	NO	3.87	0.03	0.12
Verifica 5	SLV	SI	5.92	0.02	0.14

LEGENDA Verifiche a Carico Limite

Stato limite	Tipo di Stato Limite.
Sisma	Sisma agente nella Combinazione.
CS	Coefficiente di sicurezza.
Q _{MedP}	Tensione media di Progetto [N/mm ²].
Q _{Lim}	Carico Limite [N/mm ²].

VERIFICHE A PRESSOFLESSIONE RETTA ALLO SLU

VERIFICHE A PRESSOFLESSIONE RETTA ALLO SLU							
CS _{Sup}	CS _{Inf}	N _{Sup} [N]	M _{ySup} [Nm]	Sollecitazioni N _{Inf} [N]	M _{yInf} [Nm]	A _{rSup} [cm ²]	A _{rInf} [cm ²]
San Giusto C.se							
Paramento							
Sez. calcolo n.1 - Dis: 0.00	-	0	0.00	15,486	-4,249.00	6.16	6.16
-	12.85	0	0.00	13,141	-2,926.00	6.16	6.16
Sez. calcolo n.2 - Dis: 0.19	-	0	0.00	10,923	-1,902.00	6.16	6.16
-	18.58	0	0.00	9,107	-1,122.00	6.16	6.16
Sez. calcolo n.3 - Dis: 0.37	-	0	0.00	7,081	-613.00	6.16	6.16
-	28.46	0	0.00	5,183	-282.00	6.16	6.16
Sez. calcolo n.4 - Dis: 0.56	-	0	0.00	3,526	-86.00	6.16	6.16
-	48.09	0	0.00	1,821	-16.00	6.16	6.16
Sez. calcolo n.5 - Dis: 0.75	-	0	0.00	190	0.00	6.16	6.16
-	87.69	0	0.00				
Sez. calcolo n.6 - Dis: 0.93	NS	0	0.00				
-	NS	0	0.00				
Sez. calcolo n.7 - Dis: 1.12	NS	0	0.00				
-	NS	0	0.00				
Sez. calcolo n.8 - Dis: 1.30	NS	0	0.00				
-	NS	0	0.00				
Sez. calcolo n.9 - Dis: 1.49	-	190	0.00				
-	-						
Fondazione muro							
Sez. calcolo n.10 - Dis: 0.00(Valle)	NS	0	0.00	0	-7.00	6.16	6.16
-	NS	0	0.00	0	-222.00	6.16	6.16
Sez. calcolo n.11 - Dis: 0.14(Valle)	NS	0	0.00	0	-757.00	6.16	6.16
-	NS	0	0.00				
Sez. calcolo n.12 - Dis: 0.28(Valle)	86.00	0	0.00				
-	86.00	0	0.00				
Sez. calcolo n.13 - Dis: 0.41(Valle)							

CS _{Sup}	CS _{Inr}	Sollecitazioni				Ar _{Sup}	Ar _{Inr}
		NS _{Sup} [N]	My _{Sup} [Nm]	NI _{Inr} [N]	My _{Inr} [Nm]		
-	39.79	0	0.00	0	-1,636.00	6.16	6.16
Sez. calcolo n.14	- Dis: 0.55(Valle)						
-	22.57	0	0.00	0	-2,884.00	6.16	6.16
Sez. calcolo n.15	- Dis: 0.69(Valle)						
-	14.39	0	0.00	0	-4,525.00	6.16	6.16
Sez. calcolo n.16	- Dis: 0.00(Monte)						
NS	-	0	401.00	0	0.00	6.16	6.16
Sez. calcolo n.17	- Dis: 0.14(Monte)						
-	-	0	0.00	0	0.00	6.16	6.16

CS	Coefficiente di sicurezza per l'armatura superiore ed inferiore.
N	Sforzo normale per l'armatura superiore ed inferiore [N].
M _y	Vettore Momento intorno a Y per l'armatura superiore ed inferiore [Nm].
Ar _{sup}	Armatura Superiore Esecutiva [cm ²].
Ar _{inf}	Armatura Inferiore Esecutiva [cm ²].
NOTE	Per il paramento: sup=armatura a valle; inf=armatura a monte Per la fondazione: sup=armatura superiore; inf=armatura inferiore

Trazione calcestruzzo			Compressione calcestruzzo			Trazione acciaio		
ct	N	M _y	cc	N	M _y	at	N	M _y
[N/mm ²]	[N]	[N.m]	[N/mm ²]	[N]	[N.m]	[N/mm ²]	[N]	[N.m]
San Giusto C.s.p								
Paramento								
Sez. calcolo n.1 - Dis: 0.00								
AA= MDA	CA=FQR	sm=0.00000 Ae=0.0 cm ² sm=0 mm wk=0.00 mm	CA=QPR	sm=0.00000 Ae=0.0 cm ² sm=0 mm wk=0.00 mm				
0.225	11,914	-3,246	-0.314	11,914	-3,246	2.730	11,914	-3,246
Sez. calcolo n.2 - Dis: 0.19								
AA= MDA	CA=FQR	sm=0.00000 Ae=0.0 cm ² sm=0 mm wk=0.00 mm	CA=QPR	sm=0.00000 Ae=0.0 cm ² sm=0 mm wk=0.00 mm				
0.148	10,109	-2,234	-0.223	10,109	-2,234	1.772	10,109	-2,234
Sez. calcolo n.3 - Dis: 0.37								
AA= MDA	CA=FQR	sm=0.00000 Ae=0.0 cm ² sm=0 mm wk=0.00 mm	CA=QPR	sm=0.00000 Ae=0.0 cm ² sm=0 mm wk=0.00 mm				
0.089	8,403	-1,451	-0.152	8,403	-1,451	1.048	8,403	-1,451
Sez. calcolo n.4 - Dis: 0.56								
AA= MDA	CA=FQR	sm=0.00000 Ae=0.0 cm ² sm=0 mm wk=0.00 mm	CA=QPR	sm=0.00000 Ae=0.0 cm ² sm=0 mm wk=0.00 mm				
0.045	7,005	-855	-0.097	7,005	-855	0.503	7,005	-855
Sez. calcolo n.5 - Dis: 0.75								
AA= MDA	CA=FQR	sm=0.00000 Ae=0.0 cm ² sm=0 mm wk=0.00 mm	CA=QPR	sm=0.00000 Ae=0.0 cm ² sm=0 mm wk=0.00 mm				
0.018	5,447	-466	-0.059	5,447	-466	0.183	5,447	-466
Sez. calcolo n.6 - Dis: 0.93								
AA= MDA	CA=FQR	sm=0.00000 Ae=0.0 cm ² sm=0 mm wk=0.00 mm	CA=QPR	sm=0.00000 Ae=0.0 cm ² sm=0 mm wk=0.00 mm				
0.003	3,987	-214	-0.033	3,987	-214	0.001	3,987	-214
Sez. calcolo n.7 - Dis: 1.12								
AA= MDA	CA=FQR	sm=0.00000 Ae=0.0 cm ² sm=0 mm wk=0.00 mm	CA=QPR	sm=0.00000 Ae=0.0 cm ² sm=0 mm wk=0.00 mm				
0.000	0	0	-0.016	2,713	-65	0.000	0	0
Sez. calcolo n.8 - Dis: 1.30								
AA= MDA	CA=FQR	sm=0.00000 Ae=0.0 cm ² sm=0 mm wk=0.00 mm	CA=QPR	sm=0.00000 Ae=0.0 cm ² sm=0 mm wk=0.00 mm				
0.000	0	0	-0.006	1,401	-12	0.000	0	0
Sez. calcolo n.9 - Dis: 1.49								
AA= MDA	CA=FQR	sm=0.00000 Ae=0.0 cm ² sm=0 mm wk=0.00 mm	CA=QPR	sm=0.00000 Ae=0.0 cm ² sm=0 mm wk=0.00 mm				
0.000	0	0	0.000	0	0	0.000	0	0
Fondazione muro								
Sez. calcolo n.10 - Dis: 0.00(Valle)								
AA= MDA	CA=FQR	sm=0.00000 Ae=0.0 cm ² sm=0 mm wk=0.00 mm	CA=QPR	sm=0.00000 Ae=0.0 cm ² sm=0 mm wk=0.00 mm				
0.000	0	-5	0.000	0	-5	0.004	0	-5
Sez. calcolo n.11 - Dis: 0.14(Valle)								
AA= MDA	CA=FQR	sm=0.00000 Ae=0.0 cm ² sm=0 mm wk=0.00 mm	CA=QPR	sm=0.00000 Ae=0.0 cm ² sm=0 mm wk=0.00 mm				
0.010	0	-169	-0.010	0	-169	0.129	0	-169
Sez. calcolo n.12 - Dis: 0.28(Valle)								
AA= MDA	CA=FQR	sm=0.00000 Ae=0.0 cm ² sm=0 mm wk=0.00 mm	CA=QPR	sm=0.00000 Ae=0.0 cm ² sm=0 mm wk=0.00 mm				
0.034	0	-577	-0.034	0	-577	0.439	0	-577
Sez. calcolo n.13 - Dis: 0.41(Valle)								
AA= MDA	CA=FQR	sm=0.00000 Ae=0.0 cm ² sm=0 mm wk=0.00 mm	CA=QPR	sm=0.00000 Ae=0.0 cm ² sm=0 mm wk=0.00 mm				
0.073	0	-1,248	-0.073	0	-1,248	0.950	0	-1,248
Sez. calcolo n.14 - Dis: 0.55(Valle)								
AA= MDA	CA=FQR	sm=0.00000 Ae=0.0 cm ² sm=0 mm wk=0.00 mm	CA=QPR	sm=0.00000 Ae=0.0 cm ² sm=0 mm wk=0.00 mm				
0.129	0	-2,203	-0.129	0	-2,203	1.677	0	-2,203
Sez. calcolo n.15 - Dis: 0.69(Valle)								
AA= MDA	CA=FQR	sm=0.00000 Ae=0.0 cm ² sm=0 mm wk=0.00 mm	CA=QPR	sm=0.00000 Ae=0.0 cm ² sm=0 mm wk=0.00 mm				
0.203	0	-3,460	-0.203	0	-3,460	2.633	0	-3,460
Sez. calcolo n.16 - Dis: 0.00(Monte)								
AA= MDA	CA=FQR	sm=0.00000 Ae=0.0 cm ² sm=0 mm wk=0.00 mm	CA=QPR	sm=0.00000 Ae=0.0 cm ² sm=0 mm wk=0.00 mm				
0.018	0	307	-0.018	0	307	0.234	0	307
Sez. calcolo n.17 - Dis: 0.14(Monte)								
AA= MDA	CA=FQR	sm=0.00000 Ae=0.0 cm ² sm=0 mm wk=0.00 mm	CA=QPR	sm=0.00000 Ae=0.0 cm ² sm=				

VERIFICHE A PRESSOFLESSIONE RETTA ALLO SLE								
Trazione calcestruzzo			Compressione calcestruzzo			Trazione acciaio		
ct	N	M _y	cc	N	M _y	at	N	M _y
[N/mm ²]	[N]	[N·m]	[N/mm ²]	[N]	[N·m]	[N/mm ²]	[N]	[N·m]

LEGENDA Verifiche a pressoflessione retta allo SLE

AA	Identificativo dell'aggressività dell'ambiente: [PCA] = Poco aggressivo - [MDA] = Moderatamente aggressivo - [MLA] = Molto aggressivo.
CA	Identificativo della Combinazione di Azione: [QPR] = Quasi Permanente - [FQR] = Frequente - [RAR] = Rara.
s _m	Deformazione media nel calcestruzzo.
A _e	Area efficace del calcestruzzo teso.
s _m	Distanza media tra le fessure.
w _k	Apertura massima delle fessure.
ct, N, M _y	Valori, rispettivamente della tensione massima di trazione nel calcestruzzo e delle componenti della sollecitazione agenti che l'hanno generata, riferite all'asse baricentrico della sezione trasversale(N) ed al sistema baricentrico x, y della sezione trasversale.
cc, N, M _y	Valori, rispettivamente della tensione massima di compressione nel calcestruzzo e delle componenti della sollecitazione agenti che l'hanno generata, riferite all'asse baricentrico della sezione trasversale(N) ed al sistema baricentrico x, y della sezione trasversale.
at, N, M _y	Valori, rispettivamente della tensione massima di trazione nell'acciaio e delle componenti della sollecitazione agenti che l'hanno generata, riferite all'asse baricentrico della sezione trasversale(N) ed al sistema baricentrico x, y della sezione trasversale.

VERIFICHE A TAGLIO PER PRESSOFLESSIONE RETTA ALLO SLU

VERIFICHE A TAGLIO PER PRESSOFLESSIONE RETTA ALLO SLU																
CS+	CS-	T _x +	T _x -	V _{cc} +	V _{cc} -	V _{wd} +	V _{wd} -	N _d +	N _d -	V _{wp} +	V _{wp} -	ctg +	ctg -	ArTe+	ArTe-	
		[N]	[N]	[N]	[N]	[N]	[N]	[N]	[N]	[N]	[N]			[cm ² /cm]	[cm ² /cm]	
San Giusto C.se																
Paramento																
Sez. calcolo n.1 - Dis: 0.00																
-	13.76	0	-8,949	121,134	123,179	0	0	0	15,486	0	0	0.00	0.00	0.0000	0.0000	
Sez. calcolo n.2 - Dis: 0.19																
-	18.29	0	-6,718	121,134	122,869	0	0	0	13,141	0	0	0.00	0.00	0.0000	0.0000	
Sez. calcolo n.3 - Dis: 0.37																
-	25.53	0	-4,801	121,134	122,576	0	0	0	10,923	0	0	0.00	0.00	0.0000	0.0000	
Sez. calcolo n.4 - Dis: 0.56																
-	30.89	0	-3,960	121,134	122,337	0	0	0	9,107	0	0	0.00	0.00	0.0000	0.0000	
Sez. calcolo n.5 - Dis: 0.75																
-	48.56	0	-2,514	121,134	122,069	0	0	0	7,081	0	0	0.00	0.00	0.0000	0.0000	
Sez. calcolo n.6 - Dis: 0.93																
-	88.15	0	-1,382	121,134	121,819	0	0	0	5,183	0	0	0.00	0.00	0.0000	0.0000	
Sez. calcolo n.7 - Dis: 1.12																
-	NS	0	-934	121,134	121,600	0	0	0	3,526	0	0	0.00	0.00	0.0000	0.0000	
Sez. calcolo n.8 - Dis: 1.30																
-	NS	0	-283	121,134	121,375	0	0	0	1,821	0	0	0.00	0.00	0.0000	0.0000	
Sez. calcolo n.9 - Dis: 1.49																
-	NS	0	-5	121,134	121,159	0	0	0	190	0	0	0.00	0.00	0.0000	0.0000	
Fondazione muro																
Sez. calcolo n.10 - Dis: 0.00(Valle)																
-	NS	0	-461	138,198	138,198	0	0	0	0	0	0	0.00	0.00	0.0000	0.0000	
Sez. calcolo n.11 - Dis: 0.14(Valle)																
-	51.41	0	-2,688	138,198	138,198	0	0	0	0	0	0	0.00	0.00	0.0000	0.0000	
Sez. calcolo n.12 - Dis: 0.28(Valle)																
-	27.13	0	-5,093	138,198	138,198	0	0	0	0	0	0	0.00	0.00	0.0000	0.0000	
Sez. calcolo n.13 - Dis: 0.41(Valle)																
-	18.00	0	-7,676	138,198	138,198	0	0	0	0	0	0	0.00	0.00	0.0000	0.0000	
Sez. calcolo n.14 - Dis: 0.55(Valle)																
-	13.24	0	-10,437	138,198	138,198	0	0	0	0	0	0	0.00	0.00	0.0000	0.0000	
Sez. calcolo n.15 - Dis: 0.69(Valle)																
-	10.33	0	-13,376	138,198	138,198	0	0	0	0	0	0	0.00	0.00	0.0000	0.0000	
Sez. calcolo n.16 - Dis: 0.00(Monte)																
26.88	-	5,142	0	138,198	138,198	0	0	0	0	0	0	0.00	0.00	0.0000	0.0000	
Sez. calcolo n.17 - Dis: 0.14(Monte)																
NS	-	652	0	138,198	138,198	0	0	0	0	0	0	0.00	0.00	0.0000	0.0000	

LEGENDA Verifiche a taglio per pressoflessione retta allo SLU

CS+, CS-	Coefficienti di sicurezza relativi alle sollecitazioni "T _x +" e "T _x -": [NS] = Non Significativo - Per valori di CS maggiori o uguali a 100.
T _x +, T _x -	Valori massimo e minimo della sollecitazione di taglio.
V _{cc} +, V _{cc} -	Valori massimo e minimo del taglio ultimo, per conglomerato compresso.
V _{wd} +, V _{wd} -	Contributi dell'acciaio al taglio ultimo dovuto alle staffe, relativi alle sollecitazioni "T _x +" e "T _x -".
N _d +, N _d -	Sforzo normale.
V _{wp} +, V _{wp} -	Contributo acciaio al Taglio ultimo dovuto ai ferri piegati, relativi alle sollecitazioni "T _x +" e "T _x -".
ctg +, ctg -	ctg(θ) utilizzato nel calcolo di V _{cc} , V _{wd} e V _{wp} .
ArTe+, ArTe-	Aree di ferro per il taglio in un centimetro, relativi alle sollecitazioni "T _x +" e "T _x -".

INDICE

<u>INFORMAZIONI GENERALI</u>	pag.	2
<u>MATERIALI</u>	pag.	2
<u>TERRENI</u>	pag.	2
<u>CONDIZIONI DI CARICO</u>	pag.	2
<u>DATI GENERALI ANALISI SISMICA</u>	pag.	3
<u>GEOMETRIA</u>	pag.	3
<u>CARATTERISTICHE MECCANICHE DEGLI STRATI</u>	pag.	4
<u>VERIFICHE DI STABILITA'</u>	pag.	4
<u>VERIFICHE A SCORRIMENTO</u>	pag.	71
<u>VERIFICHE A RIBALTAMENTO</u>	pag.	71
<u>VERIFICHE A CARICO LIMITE</u>	pag.	72
<u>VERIFICHE A PRESSOFLESSIONE RETTA ALLO SLU</u>	pag.	72
<u>VERIFICHE A PRESSOFLESSIONE RETTA ALLO SLE</u>	pag.	73
<u>VERIFICHE A TAGLIO PER PRESSOFLESSIONE RETTA ALLO SLU</u>	pag.	74